FSS.0001.0083.5280

# Extraction Platform-B

*Calibration 2007*

FSS.0001.0083.5281

## Balance Test Results

Case Work

Model: MPII HT EX
Serial Number: DG1005
WinPrep Version: 1.22.0252
Date: 07/09/07
Technician: BG

Tip Type: Other
Disposable Tip Lot #: 6150360
Sample Type: Nanopure Water
Sample Density (g/ml): 0.997394
System Liquid: Nanopure Water

| Across tips | |
|---|---|
| Mean | 12.95 |
| Std. Dev. | 0.41 |
| %CV | 3.18 |
| % Inaccuracy | 13.7 |

Performance File: WaterWaste175uL DT_FW 060707 slope1offset0.prf
Requested Volume (ul): 15
C:\Packard\MultiPROBE\bin\Balance\BAL-DG1005-15ul-15ul-Run4

| Tip # | Repl # | Dsp. Wt. | # Std from Mean |
|---|---|---|---|
| 1 | 1 | 12.97 | 0.11 |
| 1 | 2 | 12.77 | -0.09 |
| 1 | 3 | 12.83 | -0.03 |
| 1 | 4 | 12.87 | 0.01 |
| 1 | 5 | 12.80 | -0.06 |
| 1 | 6 | 12.79 | -0.07 |
| 1 | 7 | 12.98 | 0.12 |
| 1 | 8 | 12.87 | 0.01 |
| 1 | 9 | 12.85 | -0.01 |
| 1 | 10 | 12.88 | 0.02 |
| 2 | 1 | 13.15 | 0.31 |
| 2 | 2 | 13.25 | 0.41 |
| 2 | 3 | 13.24 | 0.40 |
| 2 | 4 | 13.26 | 0.42 |
| 2 | 5 | 13.14 | 0.30 |
| 2 | 6 | 13.07 | 0.23 |
| 2 | 7 | 13.23 | 0.39 |
| 2 | 8 | 13.25 | 0.41 |
| 2 | 9 | 9.50 | -3.34 |
| 2 | 10 | 13.33 | 0.49 |
| 3 | 1 | 12.98 | 0.01 |
| 3 | 2 | 13.01 | 0.04 |
| 3 | 3 | 12.88 | -0.09 |
| 3 | 4 | 12.99 | 0.02 |
| 3 | 5 | 13.06 | 0.09 |
| 3 | 6 | 12.98 | 0.01 |
| 3 | 7 | 13.02 | 0.04 |
| 3 | 8 | 12.99 | 0.02 |
| 3 | 9 | 12.94 | -0.04 |
| 3 | 10 | 12.90 | -0.07 |
| 4 | 1 | 12.96 | 0.04 |
| 4 | 2 | 13.01 | 0.09 |
| 4 | 3 | 12.89 | -0.03 |
| 4 | 4 | 12.98 | 0.06 |
| 4 | 5 | 12.94 | 0.02 |
| 4 | 6 | 12.80 | -0.12 |
| 4 | 7 | 12.76 | -0.16 |
| 4 | 8 | 12.93 | 0.01 |
| 4 | 9 | 12.95 | 0.03 |
| 4 | 10 | 13.02 | 0.10 |
| 5 | 1 | 12.82 | -0.04 |
| 5 | 2 | 12.87 | 0.01 |

**Tip # 1**

| | |
|---|---|
| Mean | 12.86 |
| Std. Dev. | 0.07 |
| % CV | 0.55 |

**Tip # 2**

| | |
|---|---|
| Mean | 12.84 |
| Std. Dev. | 1.18 |
| % CV | 9.16 |

**Tip # 3**

| | |
|---|---|
| Mean | 12.98 |
| Std. Dev. | 0.05 |
| % CV | 0.42 |

**Tip # 4**

| | |
|---|---|
| Mean | 12.92 |
| Std. Dev. | 0.09 |
| % CV | 0.66 |

**Tip # 5**

| | |
|---|---|
| Mean | 12.86 |




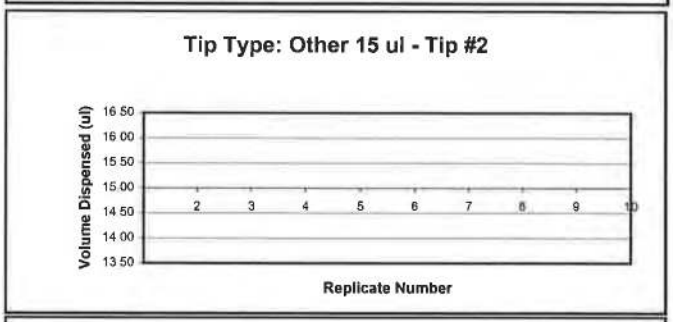


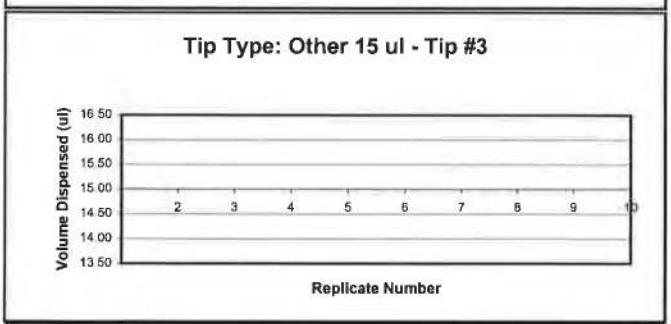


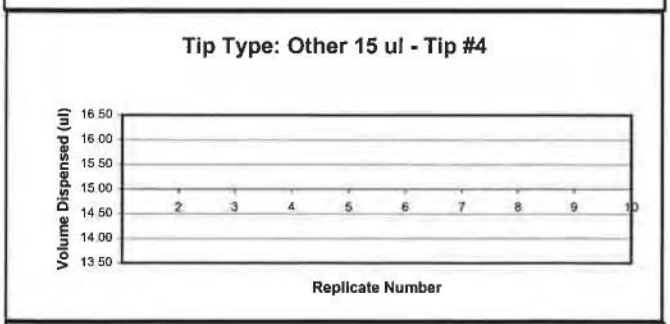




| | | | | | |
|---|---|---|---|---|---|
| 5 | 3 | 12.92 | 0.06 | Std. Dev. | 0.04 |
| 5 | 4 | 12.88 | 0.02 | % CV | 0.34 |
| 5 | 5 | 12.89 | 0.03 | | |
| 5 | 6 | 12.85 | -0.01 | | |
| 5 | 7 | 12.91 | 0.05 | | |
| 5 | 8 | 12.86 | 0.00 | | |
| 5 | 9 | 12.86 | 0.00 | | |
| 5 | 10 | 12.77 | -0.09 | | |
| 6 | 1 | 12.95 | -0.06 | Tip # 6 | |
| 6 | 2 | 13.00 | -0.01 | Mean | 13.01 |
| 6 | 3 | 12.98 | -0.03 | Std. Dev. | 0.10 |
| 6 | 4 | 12.99 | -0.02 | % CV | 0.75 |
| 6 | 5 | 12.94 | -0.07 | | |
| 6 | 6 | 13.28 | 0.27 | | |
| 6 | 7 | 12.98 | -0.03 | | |
| 6 | 8 | 13.03 | 0.02 | | |
| 6 | 9 | 13.01 | 0.00 | | |
| 6 | 10 | 12.97 | -0.04 | | |
| 7 | 1 | 12.90 | -0.06 | Tip # 7 | |
| 7 | 2 | 12.90 | -0.06 | Mean | 12.96 |
| 7 | 3 | 12.93 | -0.03 | Std. Dev. | 0.06 |
| 7 | 4 | 12.93 | -0.03 | % CV | 0.49 |
| 7 | 5 | 12.99 | 0.03 | | |
| 7 | 6 | 13.11 | 0.15 | | |
| 7 | 7 | 12.94 | -0.02 | | |
| 7 | 8 | 13.01 | 0.05 | | |
| 7 | 9 | 12.95 | -0.01 | | |
| 7 | 10 | 12.92 | -0.04 | | |
| 8 | 1 | 13.02 | -0.11 | Tip # 8 | |
| 8 | 2 | 13.17 | 0.04 | Mean | 13.13 |
| 8 | 3 | 13.15 | 0.02 | Std. Dev. | 0.05 |
| 8 | 4 | 13.10 | -0.03 | % CV | 0.37 |
| 8 | 5 | 13.10 | -0.03 | | |
| 8 | 6 | 13.18 | 0.05 | | |
| 8 | 7 | 13.13 | 0.00 | | |
| 8 | 8 | 13.18 | 0.05 | | |
| 8 | 9 | 13.11 | -0.02 | | |
| 8 | 10 | 13.12 | -0.01 | | |




Tip Type: Other 15 ul - Tip #6




Tip Type: Other 15 ul - Tip #7




Tip Type: Other 15 ul - Tip #8




Comment: 175uL Conductive Roborak Tips, Water Waste Mode (23.6C) CALIB (SLOPE1&OFFSET0) 15UL (0907(

## Balance Test Results

Case Work

Model: MPII HT EX
Serial Number: DG1005
WinPrep Version: 1.22.0252
Date: 07/09/07
Technician: BG

Tip Type: Other
Disposable Tip Lot #: 6150360
Sample Type: Nanopure Water
Sample Density (g/ml): 0.997466
System Liquid: Nanopure Water

| Across tips | |
|---|---|
| Mean | 47.06 |
| Std. Dev. | 0.45 |
| %CV | 0.96 |
| % Inaccuracy | 5.9 |

Performance File: WaterWaste175uL DT_FW 060707 slope1offset0.prf
Requested Volume (ul): 50
C:\Packard\MultiPROBE\bin\Balance\BAL-DG1005-50ul-50ul-Run3

| Tip # | Repl # | Dsp. Wt. | # Std from Mean |
|---|---|---|---|
| 1 | 1 | 47.29 | 0.08 |
| 1 | 2 | 47.28 | 0.07 |
| 1 | 3 | 47.25 | 0.04 |
| 1 | 4 | 47.15 | -0.06 |
| 1 | 5 | 47.15 | -0.06 |
| 1 | 6 | 47.23 | 0.02 |
| 1 | 7 | 47.21 | 0.00 |
| 1 | 8 | 47.16 | -0.05 |
| 1 | 9 | 47.20 | -0.01 |
| 1 | 10 | 47.14 | -0.07 |
| 2 | 1 | 46.83 | 0.41 |
| 2 | 2 | 46.67 | 0.25 |
| 2 | 3 | 46.65 | 0.23 |
| 2 | 4 | 45.45 | -0.97 |
| 2 | 5 | 47.72 | 1.30 |
| 2 | 6 | 47.10 | 0.68 |
| 2 | 7 | 46.18 | -0.24 |
| 2 | 8 | 44.00 | -2.43 |
| 2 | 9 | 46.56 | 0.14 |
| 2 | 10 | 47.09 | 0.67 |
| 3 | 1 | 46.81 | -0.23 |
| 3 | 2 | 47.06 | 0.02 |
| 3 | 3 | 47.01 | -0.03 |
| 3 | 4 | 47.08 | 0.04 |
| 3 | 5 | 47.12 | 0.08 |
| 3 | 6 | 46.99 | -0.05 |
| 3 | 7 | 47.10 | 0.06 |
| 3 | 8 | 47.01 | -0.03 |
| 3 | 9 | 47.08 | 0.04 |
| 3 | 10 | 47.18 | 0.14 |
| 4 | 1 | 46.93 | -0.12 |
| 4 | 2 | 47.07 | 0.02 |
| 4 | 3 | 47.06 | 0.01 |
| 4 | 4 | 47.00 | -0.05 |
| 4 | 5 | 47.08 | 0.03 |
| 4 | 6 | 47.14 | 0.09 |
| 4 | 7 | 47.01 | -0.04 |
| 4 | 8 | 47.06 | 0.01 |
| 4 | 9 | 47.06 | 0.01 |
| 4 | 10 | 47.08 | 0.03 |
| 5 | 1 | 47.14 | 0.00 |
| 5 | 2 | 47.12 | -0.02 |

**Tip # 1**

| | |
|---|---|
| Mean | 47.21 |
| Std. Dev. | 0.06 |
| % CV | 0.12 |

**Tip # 2**

| | |
|---|---|
| Mean | 46.43 |
| Std. Dev. | 1.04 |
| % CV | 2.24 |

**Tip # 3**

| | |
|---|---|
| Mean | 47.04 |
| Std. Dev. | 0.10 |
| % CV | 0.21 |

**Tip # 4**

| | |
|---|---|
| Mean | 47.05 |
| Std. Dev. | 0.06 |
| % CV | 0.12 |

**Tip # 5**

| | |
|---|---|
| Mean | 47.14 |




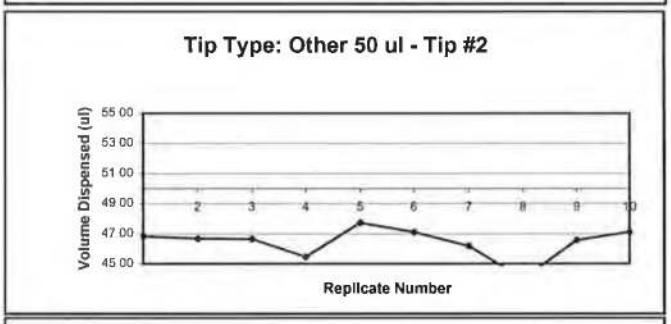










| | | | | | |
|---|---|---|---|---|---|
| 5 | 3 | 47.33 | 0.19 | **Std. Dev.** | **0.10** |
| 5 | 4 | 47.24 | 0.10 | **% CV** | **0.22** |
| 5 | 5 | 47.19 | 0.05 | | |
| 5 | 6 | 46.94 | -0.20 | | |
| 5 | 7 | 47.08 | -0.06 | | |
| 5 | 8 | 47.14 | 0.00 | | |
| 5 | 9 | 47.08 | -0.06 | | |
| 5 | 10 | 47.14 | 0.00 | | |
| 6 | 1 | 47.37 | 0.04 | **Tip # 6** | |
| 6 | 2 | 47.42 | 0.09 | **Mean** | **47.33** |
| 6 | 3 | 47.31 | -0.02 | **Std. Dev.** | **0.09** |
| 6 | 4 | 47.30 | -0.03 | **% CV** | **0.18** |
| 6 | 5 | 47.24 | -0.09 | | |
| 6 | 6 | 47.51 | 0.18 | | |
| 6 | 7 | 47.38 | 0.05 | | |
| 6 | 8 | 47.30 | -0.03 | | |
| 6 | 9 | 47.24 | -0.09 | | |
| 6 | 10 | 47.26 | -0.07 | | |
| 7 | 1 | 47.20 | -0.05 | **Tip # 7** | |
| 7 | 2 | 47.32 | 0.07 | **Mean** | **47.25** |
| 7 | 3 | 47.30 | 0.05 | **Std. Dev.** | **0.09** |
| 7 | 4 | 47.20 | -0.05 | **% CV** | **0.19** |
| 7 | 5 | 47.16 | -0.09 | | |
| 7 | 6 | 47.37 | 0.12 | | |
| 7 | 7 | 47.38 | 0.13 | | |
| 7 | 8 | 47.20 | -0.05 | | |
| 7 | 9 | 47.19 | -0.06 | | |
| 7 | 10 | 47.14 | -0.11 | | |
| 8 | 1 | 47.07 | 0.00 | **Tip # 8** | |
| 8 | 2 | 46.95 | -0.12 | **Mean** | **47.07** |
| 8 | 3 | 47.19 | 0.12 | **Std. Dev.** | **0.22** |
| 8 | 4 | 47.05 | -0.02 | **% CV** | **0.47** |
| 8 | 5 | 47.54 | 0.47 | | |
| 8 | 6 | 46.65 | -0.42 | | |
| 8 | 7 | 47.07 | 0.00 | | |
| 8 | 8 | 46.97 | -0.10 | | |
| 8 | 9 | 47.16 | 0.09 | | |
| 8 | 10 | 47.09 | 0.02 | | |

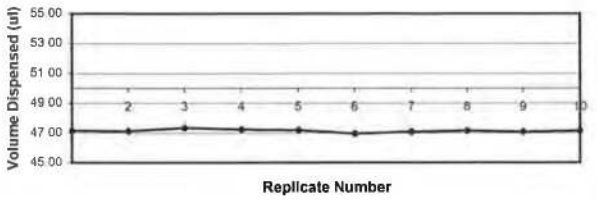


**Tip Type: Other 50 ul - Tip #6**




**Tip Type: Other 50 ul - Tip #7**




**Tip Type: Other 50 ul - Tip #8**

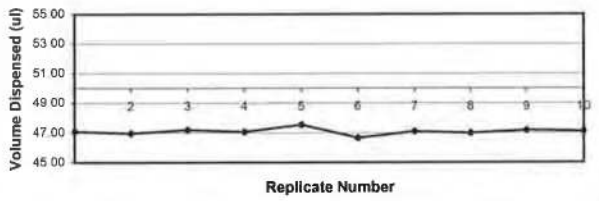


Comment: 175uL Conductive Roborak Tips, Water Waste Mode (23.3C) CALIB (SLOPE1&OFFSET0) 50UL (0907(

## Balance Test Results

Case Work

Model: MPII HT EX
Serial Number: DG1005
WinPrep Version: 1.22.0252
Date: 07/07/07
Technician: IAM

Tip Type: Other
Disposable Tip Lot #: 6150360
Sample Type: Nanopure Water
Sample Density (g/ml): 0.997608
System Liquid: Nanopure Water

| Across tips | |
|---|---|
| Mean | 95.66 |
| Std. Dev. | 0.29 |
| %CV | 0.30 |
| % Inaccuracy | 4.3 |

Performance File: WaterWaste175uL DT_FW 060707 slope1offset0.prf
Requested Volume (ul): 100
C:\Packard\MultiPROBE\bin\Balance\BAL-DG1005-100ul-100ul-Run2

| Tip # | Repl # | Dsp. Wt. | # Std from Mean |
|---|---|---|---|
| 1 | 1 | 95.84 | 0.23 |
| 1 | 2 | 95.72 | 0.11 |
| 1 | 3 | 95.60 | -0.01 |
| 1 | 4 | 95.34 | -0.27 |
| 1 | 5 | 95.48 | -0.13 |
| 1 | 6 | 95.77 | 0.16 |
| 1 | 7 | 95.68 | 0.07 |
| 1 | 8 | 95.60 | -0.01 |
| 1 | 9 | 95.60 | -0.01 |
| 1 | 10 | 95.48 | -0.13 |
| 2 | 1 | 95.84 | 0.13 |
| 2 | 2 | 95.70 | -0.01 |
| 2 | 3 | 95.75 | 0.04 |
| 2 | 4 | 95.55 | -0.16 |
| 2 | 5 | 95.41 | -0.30 |
| 2 | 6 | 96.04 | 0.33 |
| 2 | 7 | 95.86 | 0.15 |
| 2 | 8 | 95.64 | -0.07 |
| 2 | 9 | 95.65 | -0.06 |
| 2 | 10 | 95.67 | -0.04 |
| 3 | 1 | 95.49 | -0.12 |
| 3 | 2 | 95.49 | -0.12 |
| 3 | 3 | 95.35 | -0.26 |
| 3 | 4 | 95.77 | 0.16 |
| 3 | 5 | 95.65 | 0.04 |
| 3 | 6 | 95.60 | -0.01 |
| 3 | 7 | 95.55 | -0.06 |
| 3 | 8 | 95.43 | -0.18 |
| 3 | 9 | 95.98 | 0.37 |
| 3 | 10 | 95.83 | 0.22 |
| 4 | 1 | 95.46 | 0.13 |
| 4 | 2 | 95.41 | 0.08 |
| 4 | 3 | 95.22 | -0.11 |
| 4 | 4 | 95.01 | -0.32 |
| 4 | 5 | 94.99 | -0.34 |
| 4 | 6 | 95.67 | 0.34 |
| 4 | 7 | 95.59 | 0.26 |
| 4 | 8 | 95.41 | 0.08 |
| 4 | 9 | 95.26 | -0.07 |
| 4 | 10 | 95.32 | -0.01 |
| 5 | 1 | 95.55 | -0.12 |
| 5 | 2 | 95.93 | 0.26 |

| Tip # 1 | |
|---|---|
| Mean | 95.61 |
| Std. Dev. | 0.15 |
| % CV | 0.16 |

| Tip # 2 | |
|---|---|
| Mean | 95.71 |
| Std. Dev. | 0.18 |
| % CV | 0.18 |

| Tip # 3 | |
|---|---|
| Mean | 95.61 |
| Std. Dev. | 0.20 |
| % CV | 0.20 |

| Tip # 4 | |
|---|---|
| Mean | 95.33 |
| Std. Dev. | 0.22 |
| % CV | 0.23 |

| Tip # 5 | |
|---|---|
| Mean | 95.67 |















| | | | | | |
|---|---|---|---|---|---|
| 5 | 3 | 95.75 | 0.08 | Std. Dev. | 0.21 |
| 5 | 4 | 95.63 | -0.04 | % CV | 0.22 |
| 5 | 5 | 95.54 | -0.13 | | |
| 5 | 6 | 95.32 | -0.35 | | |
| 5 | 7 | 96.07 | 0.40 | | |
| 5 | 8 | 95.77 | 0.10 | | |
| 5 | 9 | 95.60 | -0.07 | | |
| 5 | 10 | 95.58 | -0.09 | | |
| 6 | 1 | 95.69 | 0.04 | Tip # 6 | |
| 6 | 2 | 95.70 | 0.05 | Mean | 95.65 |
| 6 | 3 | 95.56 | -0.09 | Std. Dev. | 0.18 |
| 6 | 4 | 95.49 | -0.16 | % CV | 0.19 |
| 6 | 5 | 95.90 | 0.25 | | |
| 6 | 6 | 95.76 | 0.11 | | |
| 6 | 7 | 95.62 | -0.03 | | |
| 6 | 8 | 95.36 | -0.29 | | |
| 6 | 9 | 95.46 | -0.19 | | |
| 6 | 10 | 95.92 | 0.27 | | |
| 7 | 1 | 96.30 | 0.29 | Tip # 7 | |
| 7 | 2 | 96.14 | 0.13 | Mean | 96.01 |
| 7 | 3 | 96.01 | 0.00 | Std. Dev. | 0.17 |
| 7 | 4 | 95.89 | -0.12 | % CV | 0.18 |
| 7 | 5 | 95.90 | -0.11 | | |
| 7 | 6 | 96.20 | 0.19 | | |
| 7 | 7 | 96.01 | 0.00 | | |
| 7 | 8 | 96.00 | -0.01 | | |
| 7 | 9 | 95.73 | -0.28 | | |
| 7 | 10 | 95.88 | -0.13 | | |
| 8 | 1 | 95.55 | -0.11 | Tip # 8 | |
| 8 | 2 | 95.43 | -0.23 | Mean | 95.67 |
| 8 | 3 | 96.93 | 1.27 | Std. Dev. | 0.48 |
| 8 | 4 | 95.66 | 0.00 | % CV | 0.50 |
| 8 | 5 | 95.42 | -0.24 | | |
| 8 | 6 | 95.32 | -0.34 | | |
| 8 | 7 | 95.29 | -0.37 | | |
| 8 | 8 | 95.90 | 0.24 | | |
| 8 | 9 | 95.67 | 0.01 | | |
| 8 | 10 | 95.48 | -0.18 | | |

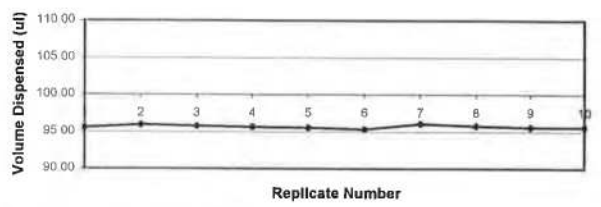


Tip Type: Other 100 ul - Tip #6




Tip Type: Other 100 ul - Tip #7




Tip Type: Other 100 ul - Tip #8




Comment: 175uL Conductive Roborak Tips, Water Waste Mode (22.7C) CALIB (SLOPE1&OFFSET0) 100UL (070

175 WASTE CALIB
@ 175µl
Slope + OFFSET = 1 + 0
07.07.07.

## Balance Test Results

Model: MPII HT EX
Serial Number: DG1005
WinPrep Version: 1.22.0252
Date: 07/07/07
Technician: IAM

Tip Type: Other
Disposable Tip Lot #: 6150360
Sample Type: Nanopure Water
Sample Density (g/ml): 0.997655
System Liquid: Nanopure Water

| Across tips | |
|---|---|
| Mean | 168.48 |
| Std. Dev. | 0.81 |
| %CV | 0.48 |
| % Inaccuracy | 3.7 |

Performance File: WaterWaste175uL DT_FW 060707 slope1offset0.prf
Requested Volume (ul): 175
C:\Packard\MultiPROBE\bin\Balance\BAL-DG1005-175ul-175ul-Run4

| Tip # | Repl # | Dsp. Wt. | # Std from Mean |
|---|---|---|---|
| 1 | 1 | 168.57 | 0.21 |
| 1 | 2 | 168.57 | 0.21 |
| 1 | 3 | 168.33 | -0.03 |
| 1 | 4 | 168.09 | -0.27 |
| 1 | 5 | 168.19 | -0.17 |
| 1 | 6 | 168.59 | 0.23 |
| 1 | 7 | 168.38 | 0.02 |
| 1 | 8 | 168.36 | 0.00 |
| 1 | 9 | 168.26 | -0.10 |
| 1 | 10 | 168.28 | -0.08 |
| 2 | 1 | 167.50 | 0.16 |
| 2 | 2 | 167.54 | 0.20 |
| 2 | 3 | 167.03 | -0.31 |
| 2 | 4 | 167.36 | 0.02 |
| 2 | 5 | 167.18 | -0.16 |
| 2 | 6 | 167.92 | 0.58 |
| 2 | 7 | 166.85 | -0.49 |
| 2 | 8 | 165.97 | -1.37 |
| 2 | 9 | 167.43 | 0.09 |
| 2 | 10 | 168.66 | 1.32 |
| 3 | 1 | 168.52 | -0.08 |
| 3 | 2 | 168.38 | -0.22 |
| 3 | 3 | 168.47 | -0.13 |
| 3 | 4 | 168.52 | -0.08 |
| 3 | 5 | 168.61 | 0.01 |
| 3 | 6 | 168.80 | 0.20 |
| 3 | 7 | 168.45 | -0.15 |
| 3 | 8 | 168.59 | -0.01 |
| 3 | 9 | 168.77 | 0.17 |
| 3 | 10 | 168.88 | 0.28 |
| 4 | 1 | 168.40 | 0.22 |
| 4 | 2 | 168.14 | -0.04 |
| 4 | 3 | 167.89 | -0.29 |
| 4 | 4 | 167.51 | -0.67 |
| 4 | 5 | 167.83 | -0.35 |
| 4 | 6 | 168.86 | 0.68 |
| 4 | 7 | 168.49 | 0.31 |
| 4 | 8 | 168.35 | 0.17 |
| 4 | 9 | 168.24 | 0.06 |
| 4 | 10 | 168.07 | -0.11 |
| 5 | 1 | 168.46 | 0.09 |
| 5 | 2 | 168.69 | 0.32 |

**Tip # 1**

| | |
|---|---|
| Mean | 168.36 |
| Std. Dev. | 0.17 |
| % CV | 0.10 |




**Tip # 2**

| | |
|---|---|
| Mean | 167.34 |
| Std. Dev. | 0.70 |
| % CV | 0.42 |




**Tip # 3**

| | |
|---|---|
| Mean | 168.60 |
| Std. Dev. | 0.17 |
| % CV | 0.10 |




**Tip # 4**

| | |
|---|---|
| Mean | 168.18 |
| Std. Dev. | 0.38 |
| % CV | 0.23 |




**Tip # 5**

| | |
|---|---|
| Mean | 168.37 |



| | | | | | |
|---|---|---|---|---|---|
| 5 | 3 | 168.21 | -0.16 | Std. Dev. | 0.26 |
| 5 | 4 | 168.27 | -0.10 | % CV | 0.15 |
| 5 | 5 | 168.30 | -0.07 | | |
| 5 | 6 | 168.07 | -0.30 | | |
| 5 | 7 | 168.83 | 0.46 | | |
| 5 | 8 | 168.55 | 0.18 | | |
| 5 | 9 | 168.11 | -0.26 | | |
| 5 | 10 | 168.17 | -0.20 | | |
| 6 | 1 | 168.33 | 0.09 | Tip # 6 | |
| 6 | 2 | 168.14 | -0.10 | Mean | 168.24 |
| 6 | 3 | 168.32 | 0.08 | Std. Dev. | 0.19 |
| 6 | 4 | 168.05 | -0.19 | % CV | 0.11 |
| 6 | 5 | 168.40 | 0.16 | | |
| 6 | 6 | 168.45 | 0.21 | | |
| 6 | 7 | 168.18 | -0.06 | | |
| 6 | 8 | 168.08 | -0.16 | | |
| 6 | 9 | 167.91 | -0.33 | | |
| 6 | 10 | 168.49 | 0.25 | | |
| 7 | 1 | 169.23 | 0.18 | Tip # 7 | |
| 7 | 2 | 169.13 | 0.08 | Mean | 169.05 |
| 7 | 3 | 168.50 | -0.55 | Std. Dev. | 0.30 |
| 7 | 4 | 168.72 | -0.33 | % CV | 0.18 |
| 7 | 5 | 168.78 | -0.27 | | |
| 7 | 6 | 169.51 | 0.46 | | |
| 7 | 7 | 169.27 | 0.22 | | |
| 7 | 8 | 169.28 | 0.23 | | |
| 7 | 9 | 169.02 | -0.03 | | |
| 7 | 10 | 169.05 | 0.00 | | |
| 8 | 1 | 168.88 | -0.81 | Tip # 8 | |
| 8 | 2 | 168.54 | -1.15 | Mean | 169.69 |
| 8 | 3 | 171.17 | 1.48 | Std. Dev. | 1.10 |
| 8 | 4 | 168.83 | -0.86 | % CV | 0.65 |
| 8 | 5 | 168.68 | -1.01 | | |
| 8 | 6 | 168.82 | -0.87 | | |
| 8 | 7 | 169.46 | -0.23 | | |
| 8 | 8 | 171.12 | 1.43 | | |
| 8 | 9 | 170.94 | 1.25 | | |
| 8 | 10 | 170.44 | 0.75 | | |













Comment: 175uL Conductive Roborak Tips, Water Waste Mode (22.5C) CALIB (SLOPE1&OFFSET0) 175UL (070

Gravimetric Assessment CW Extraction 175uL Conductive Filter RoboRack tips - WASTE mode

| Expected X | Observed (mean) Y |
|---|---|
| 175 | 168.48 |
| 100 | 95.66 |
| 50 | 47.06 |
| 15 | 12.95 |

| | |
|---|---|
| Slope | 0.971937716 |
| Offset | -1.577205882 |
| R2 | 0.999999471 |

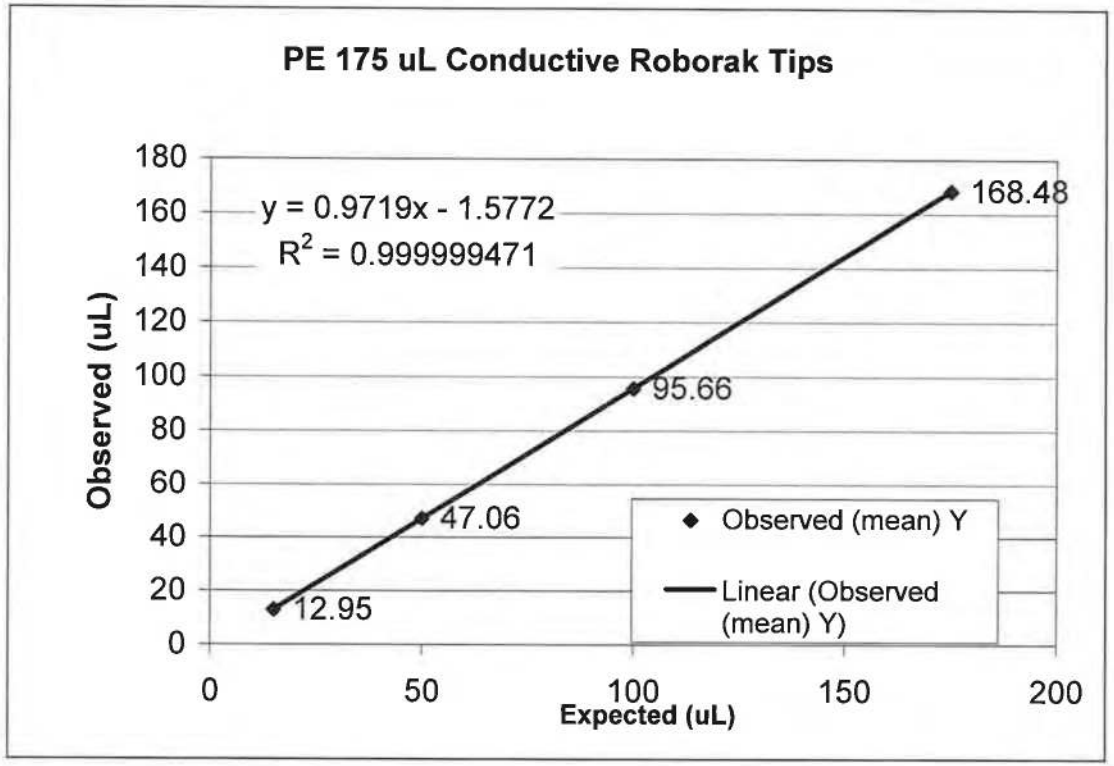


Gravimetric Assessment CW Extraction 175uL Conductive Filter RoboRack tips - WASTE mode (090706)

15µl tip WASTE
New slope & offset
15µl IAM 09.07.07.

## Balance Test Results

Model: MPII HT EX
Serial Number: DG1005
WinPrep Version: 1.22.0252
Date: 07/09/07
Technician: BG/IAM

Tip Type: Other
Disposable Tip Lot #: 6150360
Sample Type: Nanopure Water
Sample Density (g/ml): 0.997466
System Liquid: Nanopure Water

| Across tips | |
|---|---|
| Mean | 14.77 |
| Std. Dev. | 0.15 |
| %CV | 1.03 |
| % Inaccuracy | 1.6 |

Performance File: WaterWaste175uL DT_FW 09072007.prf
Requested Volume (ul): 15
C:\Packard\MultiPROBE\bin\Balance\BAL-DG1005-15ul-15ul-Run6

| Tip # | Repl # | Dsp. Wt. | # Std from Mean |
|---|---|---|---|
| 1 | 1 | 14.73 | 0.11 |
| 1 | 2 | 14.59 | -0.03 |
| 1 | 3 | 14.68 | 0.06 |
| 1 | 4 | 14.52 | -0.10 |
| 1 | 5 | 14.59 | -0.03 |
| 1 | 6 | | -14.62 |
| 1 | 7 | | -14.62 |
| 1 | 8 | | -14.62 |
| 1 | 9 | | -14.62 |
| 1 | 10 | | -14.62 |
| 2 | 1 | 14.79 | -0.15 |
| 2 | 2 | 15.03 | 0.09 |
| 2 | 3 | 14.84 | -0.10 |
| 2 | 4 | 15.02 | 0.08 |
| 2 | 5 | 15.04 | 0.10 |
| 2 | 6 | | -14.94 |
| 2 | 7 | | -14.94 |
| 2 | 8 | | -14.94 |
| 2 | 9 | | -14.94 |
| 2 | 10 | | -14.94 |
| 3 | 1 | 14.66 | -0.08 |
| 3 | 2 | 14.73 | -0.01 |
| 3 | 3 | 14.80 | 0.06 |
| 3 | 4 | 14.83 | 0.09 |
| 3 | 5 | 14.70 | -0.04 |
| 3 | 6 | | -14.74 |
| 3 | 7 | | -14.74 |
| 3 | 8 | | -14.74 |
| 3 | 9 | | -14.74 |
| 3 | 10 | | -14.74 |
| 4 | 1 | 14.55 | -0.08 |
| 4 | 2 | 14.71 | 0.08 |
| 4 | 3 | 14.64 | 0.01 |
| 4 | 4 | 14.50 | -0.13 |
| 4 | 5 | 14.73 | 0.10 |
| 4 | 6 | | -14.63 |
| 4 | 7 | | -14.63 |
| 4 | 8 | | -14.63 |
| 4 | 9 | | -14.63 |
| 4 | 10 | | -14.63 |
| 5 | 1 | 14.63 | -0.04 |
| 5 | 2 | 14.73 | 0.06 |

**Tip # 1**

| | |
|---|---|
| Mean | 14.62 |
| Std. Dev. | 0.08 |
| % CV | 0.57 |

**Tip # 2**

| | |
|---|---|
| Mean | 14.94 |
| Std. Dev. | 0.12 |
| % CV | 0.80 |

**Tip # 3**

| | |
|---|---|
| Mean | 14.74 |
| Std. Dev. | 0.07 |
| % CV | 0.48 |

**Tip # 4**

| | |
|---|---|
| Mean | 14.63 |
| Std. Dev. | 0.10 |
| % CV | 0.68 |

**Tip # 5**

| | |
|---|---|
| Mean | 14.67 |

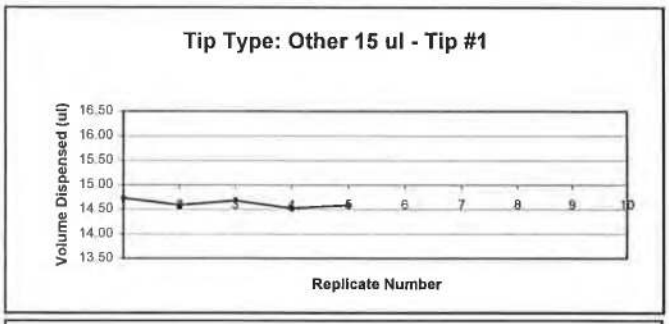


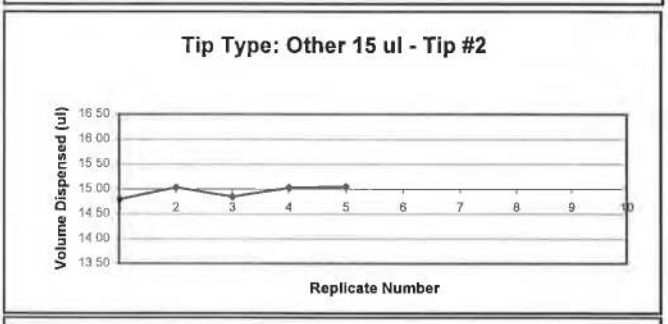


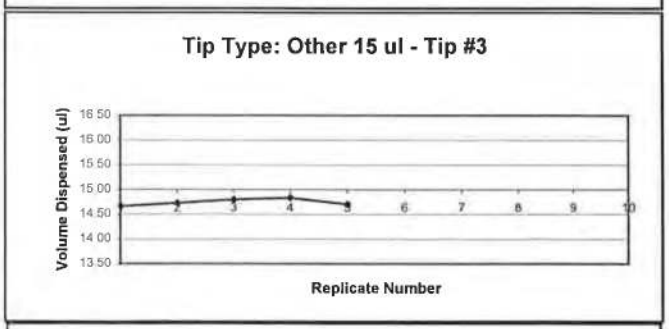


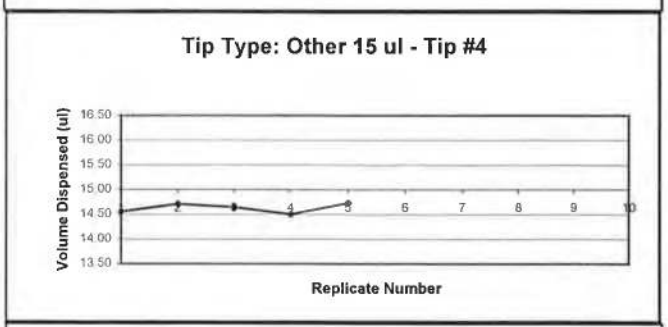




| | | | | | |
|---|---|---|---|---|---|
| 5 | 3 | 14.67 | 0.00 | Std. Dev. | 0.04 |
| 5 | 4 | 14.68 | 0.01 | % CV | 0.25 |
| 5 | 5 | 14.66 | -0.01 | | |
| 5 | 6 | | -14.67 | | |
| 5 | 7 | | -14.67 | | |
| 5 | 8 | | -14.67 | | |
| 5 | 9 | | -14.67 | | |
| 5 | 10 | | -14.67 | | |
| 6 | 1 | 14.76 | -0.06 | Tip # 6 | |
| 6 | 2 | 14.89 | 0.07 | Mean | 14.82 |
| 6 | 3 | 14.94 | 0.12 | Std. Dev. | 0.10 |
| 6 | 4 | 14.80 | -0.02 | % CV | 0.68 |
| 6 | 5 | 14.69 | -0.13 | | |
| 6 | 6 | | -14.82 | | |
| 6 | 7 | | -14.82 | | |
| 6 | 8 | | -14.82 | | |
| 6 | 9 | | -14.82 | | |
| 6 | 10 | | -14.82 | | |
| 7 | 1 | 14.77 | 0.02 | Tip # 7 | |
| 7 | 2 | 14.72 | -0.03 | Mean | 14.75 |
| 7 | 3 | 14.80 | 0.05 | Std. Dev. | 0.07 |
| 7 | 4 | 14.65 | -0.10 | % CV | 0.45 |
| 7 | 5 | 14.81 | 0.06 | | |
| 7 | 6 | | -14.75 | | |
| 7 | 7 | | -14.75 | | |
| 7 | 8 | | -14.75 | | |
| 7 | 9 | | -14.75 | | |
| 7 | 10 | | -14.75 | | |
| 8 | 1 | 14.81 | -0.15 | Tip # 8 | |
| 8 | 2 | 14.89 | -0.07 | Mean | 14.96 |
| 8 | 3 | 14.96 | 0.00 | Std. Dev. | 0.16 |
| 8 | 4 | 14.91 | -0.05 | % CV | 1.04 |
| 8 | 5 | 15.22 | 0.26 | | |
| 8 | 6 | | -14.96 | | |
| 8 | 7 | | -14.96 | | |
| 8 | 8 | | -14.96 | | |
| 8 | 9 | | -14.96 | | |
| 8 | 10 | | -14.96 | | |

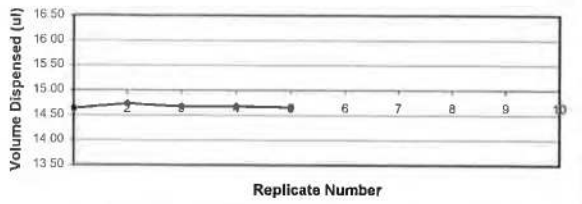


Tip Type: Other 15 ul - Tip #6

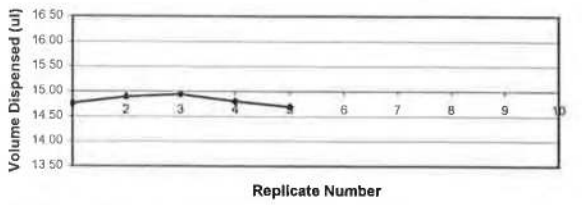


Tip Type: Other 15 ul - Tip #7

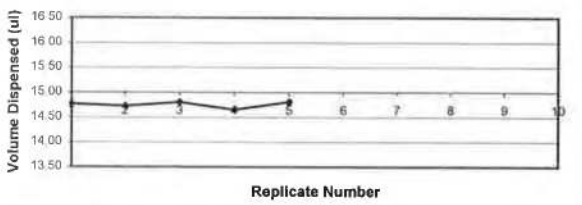


Tip Type: Other 15 ul - Tip #8




Comment: 175uL Conductive Roborak Tips, Water Waste Mode (23.3C) (NEW SLOPE&OFFSET) 15UL (090707)

Case Work
New Hope 10 offset

## Balance Test Results

Model: MPII HT EX
Serial Number: DG1005
WinPrep Version: 1.22.0252
Date: 07/09/07
Technician: IAM

Tip Type: Other
Disposable Tip Lot #: 6150360
Sample Type: Nanopure Water
Sample Density (g/ml): 0.997345
System Liquid: Nanopure Water

| Across tips | |
|---|---|
| Mean | 175.15 |
| Std. Dev. | 0.61 |
| %CV | 0.35 |
| % Inaccuracy | 0.1 |

Performance File: WaterWaste175uL DT_FW 09072007.prf
Requested Volume (ul): 175
C:\Packard\MultiPROBE\bin\Balance\BAL-DG1005-175ul-175ul-Run5

| Tip # | Repl # | Dsp. Wt. | # Std from Mean |
|---|---|---|---|
| 1 | 1 | 175.23 | 0.01 |
| 1 | 2 | 175.00 | -0.22 |
| 1 | 3 | 174.79 | -0.43 |
| 1 | 4 | 175.57 | 0.35 |
| 1 | 5 | 175.49 | 0.27 |
| 1 | 6 | | -175.22 |
| 1 | 7 | | -175.22 |
| 1 | 8 | | -175.22 |
| 1 | 9 | | -175.22 |
| 1 | 10 | | -175.22 |
| 2 | 1 | 174.57 | -0.29 |
| 2 | 2 | 174.43 | -0.43 |
| 2 | 3 | 174.64 | -0.22 |
| 2 | 4 | 175.45 | 0.59 |
| 2 | 5 | 175.19 | 0.33 |
| 2 | 6 | | -174.86 |
| 2 | 7 | | -174.86 |
| 2 | 8 | | -174.86 |
| 2 | 9 | | -174.86 |
| 2 | 10 | | -174.86 |
| 3 | 1 | 174.86 | -0.36 |
| 3 | 2 | 174.71 | -0.51 |
| 3 | 3 | 175.62 | 0.40 |
| 3 | 4 | 175.56 | 0.34 |
| 3 | 5 | 175.35 | 0.13 |
| 3 | 6 | | -175.22 |
| 3 | 7 | | -175.22 |
| 3 | 8 | | -175.22 |
| 3 | 9 | | -175.22 |
| 3 | 10 | | -175.22 |
| 4 | 1 | 175.16 | 0.33 |
| 4 | 2 | 174.81 | -0.02 |
| 4 | 3 | 174.56 | -0.27 |
| 4 | 4 | 174.93 | 0.10 |
| 4 | 5 | 174.71 | -0.12 |
| 4 | 6 | | -174.83 |
| 4 | 7 | | -174.83 |
| 4 | 8 | | -174.83 |
| 4 | 9 | | -174.83 |
| 4 | 10 | | -174.83 |
| 5 | 1 | 174.94 | 0.11 |
| 5 | 2 | 173.84 | -0.99 |

**Tip # 1**

| | |
|---|---|
| Mean | 175.22 |
| Std. Dev. | 0.33 |
| % CV | 0.19 |

**Tip # 2**

| | |
|---|---|
| Mean | 174.86 |
| Std. Dev. | 0.44 |
| % CV | 0.25 |

**Tip # 3**

| | |
|---|---|
| Mean | 175.22 |
| Std. Dev. | 0.41 |
| % CV | 0.24 |

**Tip # 4**

| | |
|---|---|
| Mean | 174.83 |
| Std. Dev. | 0.23 |
| % CV | 0.13 |

**Tip # 5**

| | |
|---|---|
| Mean | 174.83 |










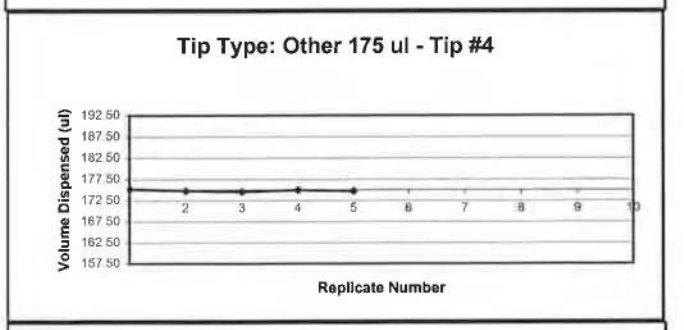




| | | | | | |
|---|---|---|---|---|---|
| 5 | 3 | 174.22 | -0.61 | **Std. Dev.** | **0.80** |
| 5 | 4 | 175.74 | 0.91 | **% CV** | **0.46** |
| 5 | 5 | 175.43 | 0.60 | | |
| 5 | 6 | | -174.83 | | |
| 5 | 7 | | -174.83 | | |
| 5 | 8 | | -174.83 | | |
| 5 | 9 | | -174.83 | | |
| 5 | 10 | | -174.83 | | |
| 6 | 1 | 174.42 | -0.61 | **Tip # 6** | |
| 6 | 2 | 175.34 | 0.31 | **Mean** | **175.03** |
| 6 | 3 | 174.97 | -0.06 | **Std. Dev.** | **0.38** |
| 6 | 4 | 175.33 | 0.30 | **% CV** | **0.22** |
| 6 | 5 | 175.10 | 0.07 | | |
| 6 | 6 | | -175.03 | | |
| 6 | 7 | | -175.03 | | |
| 6 | 8 | | -175.03 | | |
| 6 | 9 | | -175.03 | | |
| 6 | 10 | | -175.03 | | |
| 7 | 1 | 175.72 | 0.10 | **Tip # 7** | |
| 7 | 2 | 175.52 | -0.10 | **Mean** | **175.62** |
| 7 | 3 | 175.43 | -0.19 | **Std. Dev.** | **0.20** |
| 7 | 4 | 175.93 | 0.31 | **% CV** | **0.11** |
| 7 | 5 | 175.52 | -0.10 | | |
| 7 | 6 | | -175.62 | | |
| 7 | 7 | | -175.62 | | |
| 7 | 8 | | -175.62 | | |
| 7 | 9 | | -175.62 | | |
| 7 | 10 | | -175.62 | | |
| 8 | 1 | 176.22 | 0.63 | **Tip # 8** | |
| 8 | 2 | 177.33 | 1.74 | **Mean** | **175.59** |
| 8 | 3 | 174.64 | -0.95 | **Std. Dev.** | **1.18** |
| 8 | 4 | 175.17 | -0.42 | **% CV** | **0.67** |
| 8 | 5 | 174.58 | -1.01 | | |
| 8 | 6 | | -175.59 | | |
| 8 | 7 | | -175.59 | | |
| 8 | 8 | | -175.59 | | |
| 8 | 9 | | -175.59 | | |
| 8 | 10 | | -175.59 | | |

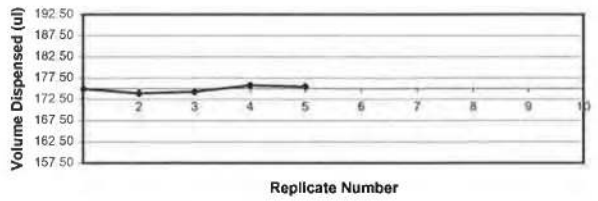








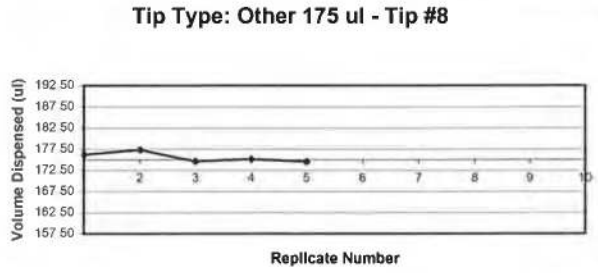


Comment: 175uL Conductive Roborak Tips, Water Waste Mode (23.8C) (NEW SLOPE&OFFSET) 175UL (090707)

CW_175 µl and tips – blowout
15 µl.

## Balance Test Results

Model: MPII HT EX
Serial Number: DG1005
WinPrep Version: 1.22.0252
Date: 07/06/07
Technician: CI
Performance File: WaterBlowout 175uL DT_FW 030707.prf
Requested Volume (ul): 15

Tip Type: Other
Disposable Tip Lot #: 6150360
Sample Type: Nanopure Water
Sample Density (g/ml): 0.997345
System Liquid: Nanopure Water

| Across tips | |
|---|---|
| Mean | 13.32 |
| Std. Dev. | 0.17 |
| %CV | 1.27 |
| % Inaccuracy | 11.2 |

C:\Packard\MultiPROBE\bin\Balance\BAL-DG1005-15ul-15ul-Run1

| Tip # | Repl # | Dsp. Wt. | # Std from Mean |
|---|---|---|---|
| 1 | 1 | 13.35 | 0.08 |
| 1 | 2 | 13.12 | -0.15 |
| 1 | 3 | 13.23 | -0.04 |
| 1 | 4 | 13.26 | -0.01 |
| 1 | 5 | 13.23 | -0.04 |
| 1 | 6 | 13.30 | 0.04 |
| 1 | 7 | 13.25 | -0.02 |
| 1 | 8 | 13.34 | 0.07 |
| 1 | 9 | 13.34 | 0.07 |
| 1 | 10 | 13.23 | -0.04 |
| 2 | 1 | 13.43 | -0.07 |
| 2 | 2 | 13.58 | 0.08 |
| 2 | 3 | 13.61 | 0.11 |
| 2 | 4 | 13.60 | 0.10 |
| 2 | 5 | 13.57 | 0.07 |
| 2 | 6 | 13.36 | -0.14 |
| 2 | 7 | 13.42 | -0.08 |
| 2 | 8 | 13.47 | -0.03 |
| 2 | 9 | 13.46 | -0.04 |
| 2 | 10 | 13.48 | -0.02 |
| 3 | 1 | 13.19 | -0.08 |
| 3 | 2 | 13.37 | 0.10 |
| 3 | 3 | 13.34 | 0.07 |
| 3 | 4 | 13.26 | -0.01 |
| 3 | 5 | 13.31 | 0.04 |
| 3 | 6 | 13.20 | -0.07 |
| 3 | 7 | 13.28 | 0.01 |
| 3 | 8 | 13.33 | 0.06 |
| 3 | 9 | 13.20 | -0.07 |
| 3 | 10 | 13.26 | -0.01 |
| 4 | 1 | 13.30 | -0.01 |
| 4 | 2 | 13.45 | 0.14 |
| 4 | 3 | 13.42 | 0.11 |
| 4 | 4 | 13.35 | 0.04 |
| 4 | 5 | 13.35 | 0.04 |
| 4 | 6 | 13.09 | -0.22 |
| 4 | 7 | 13.34 | 0.03 |
| 4 | 8 | 13.24 | -0.07 |
| 4 | 9 | 13.29 | -0.02 |
| 4 | 10 | 13.24 | -0.07 |
| 5 | 1 | 13.29 | -0.01 |
| 5 | 2 | 13.38 | 0.08 |

**Tip # 1**

| | |
|---|---|
| Mean | 13.27 |
| Std. Dev. | 0.07 |
| % CV | 0.53 |




**Tip # 2**

| | |
|---|---|
| Mean | 13.50 |
| Std. Dev. | 0.09 |
| % CV | 0.64 |

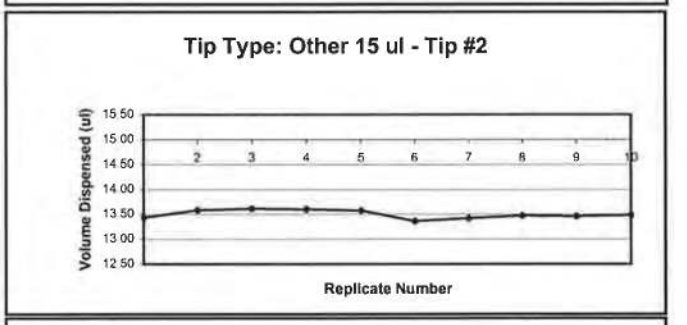


**Tip # 3**

| | |
|---|---|
| Mean | 13.27 |
| Std. Dev. | 0.06 |
| % CV | 0.48 |




**Tip # 4**

| | |
|---|---|
| Mean | 13.31 |
| Std. Dev. | 0.10 |
| % CV | 0.77 |

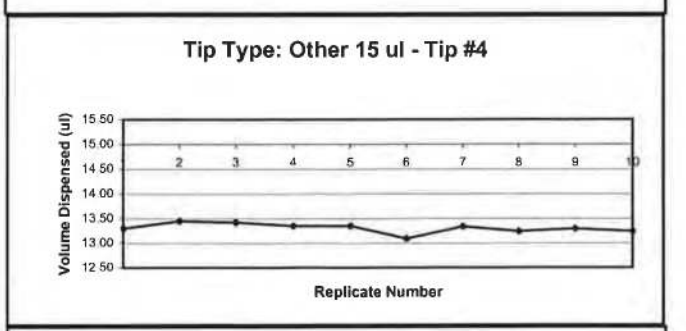


**Tip # 5**

| | |
|---|---|
| Mean | 13.30 |



| | | | |
|---|---|---|---|
| 5 | 3 | 13.41 | 0.11 |
| 5 | 4 | 13.35 | 0.05 |
| 5 | 5 | 13.35 | 0.05 |
| 5 | 6 | 13.17 | -0.13 |
| 5 | 7 | 13.23 | -0.07 |
| 5 | 8 | 13.30 | 0.00 |
| 5 | 9 | 13.26 | -0.04 |
| 5 | 10 | 13.25 | -0.05 |
| 6 | 1 | 13.35 | 0.01 |
| 6 | 2 | 13.40 | 0.06 |
| 6 | 3 | 13.36 | 0.02 |
| 6 | 4 | 13.34 | 0.00 |
| 6 | 5 | 13.37 | 0.03 |
| 6 | 6 | 13.25 | -0.09 |
| 6 | 7 | 13.34 | 0.00 |
| 6 | 8 | 13.35 | 0.01 |
| 6 | 9 | 13.29 | -0.05 |
| 6 | 10 | 13.31 | -0.03 |
| 7 | 1 | 13.39 | 0.06 |
| 7 | 2 | 13.46 | 0.13 |
| 7 | 3 | 13.42 | 0.09 |
| 7 | 4 | 13.38 | 0.05 |
| 7 | 5 | 13.42 | 0.09 |
| 7 | 6 | 13.17 | -0.16 |
| 7 | 7 | 13.34 | 0.01 |
| 7 | 8 | 13.12 | -0.21 |
| 7 | 9 | 13.29 | -0.04 |
| 7 | 10 | 13.27 | -0.06 |
| 8 | 1 | 14.40 | 1.12 |
| 8 | 2 | 13.19 | -0.09 |
| 8 | 3 | 13.16 | -0.12 |
| 8 | 4 | 13.16 | -0.12 |
| 8 | 5 | 13.23 | -0.05 |
| 8 | 6 | 13.10 | -0.18 |
| 8 | 7 | 13.06 | -0.22 |
| 8 | 8 | 13.11 | -0.17 |
| 8 | 9 | 13.23 | -0.05 |
| 8 | 10 | 13.12 | -0.16 |

**Std. Dev.** 0.07
**% CV** 0.56

**Tip # 6**
**Mean** 13.34
**Std. Dev.** 0.04
**% CV** 0.32

**Tip # 7**
**Mean** 13.33
**Std. Dev.** 0.11
**% CV** 0.84

**Tip # 8**
**Mean** 13.28
**Std. Dev.** 0.40
**% CV** 3.00




**Tip Type: Other 15 ul - Tip #6**

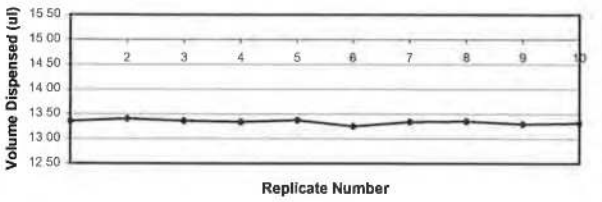


**Tip Type: Other 15 ul - Tip #7**

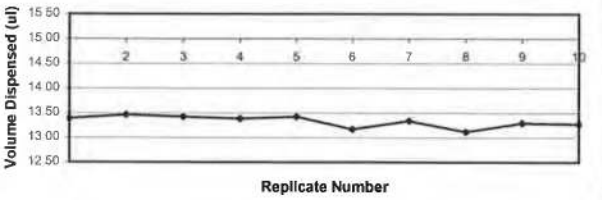


**Tip Type: Other 15 ul - Tip #8**

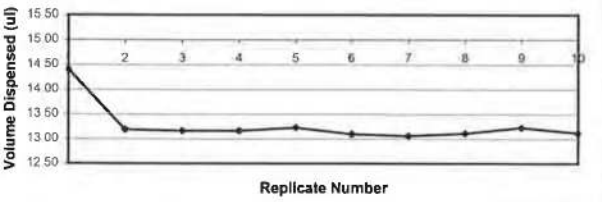


Comment: 175uL Conductive Roborak Tips, Blowout Mode (23.8C) CALIBRATE (SLOPE=1;OFFSET=0) 15UL (06(

CW -175 Cmd. Tip 50 µl.
Blow out.

## Balance Test Results

Model: MPII HT EX
Serial Number: DG1005
WinPrep Version: 1.22.0252
Date: 07/03/07
Technician: CI/BG

Tip Type: Other
Disposable Tip Lot #: 6150360
Sample Type: Nanopure Water
Sample Density (g/ml): 0.997538
System Liquid: Nanopure Water

| Across tips | |
|---|---|
| Mean | 47.20 |
| Std. Dev. | 0.15 |
| %CV | 0.31 |
| % Inaccuracy | 5.6 |

Performance File: WaterBlowout 175uL DT_FW 030707.prf
Requested Volume (ul): 50
C:\Packard\MultiPROBE\bin\Balance\BAL-DG1005-50ul-50ul-Run1

| Tip # | Repl # | Dsp. Wt. | # Std from Mean |
|---|---|---|---|
| 1 | 1 | 47.20 | 0.02 |
| 1 | 2 | 47.05 | -0.13 |
| 1 | 3 | 47.04 | -0.14 |
| 1 | 4 | 47.01 | -0.17 |
| 1 | 5 | 47.03 | -0.15 |
| 1 | 6 | 47.46 | 0.28 |
| 1 | 7 | 47.28 | 0.10 |
| 1 | 8 | 47.35 | 0.17 |
| 1 | 9 | 47.15 | -0.03 |
| 1 | 10 | 47.25 | 0.07 |
| 2 | 1 | 47.26 | -0.04 |
| 2 | 2 | 47.37 | 0.07 |
| 2 | 3 | 47.29 | -0.01 |
| 2 | 4 | 47.33 | 0.03 |
| 2 | 5 | 47.19 | -0.11 |
| 2 | 6 | 47.51 | 0.21 |
| 2 | 7 | 47.34 | 0.04 |
| 2 | 8 | 47.07 | -0.23 |
| 2 | 9 | 47.36 | 0.06 |
| 2 | 10 | 47.27 | -0.03 |
| 3 | 1 | 47.04 | 0.02 |
| 3 | 2 | 47.02 | 0.00 |
| 3 | 3 | 46.98 | -0.04 |
| 3 | 4 | 47.04 | 0.02 |
| 3 | 5 | 47.05 | 0.03 |
| 3 | 6 | 47.02 | 0.00 |
| 3 | 7 | 47.12 | 0.10 |
| 3 | 8 | 46.97 | -0.05 |
| 3 | 9 | 46.94 | -0.08 |
| 3 | 10 | 47.05 | 0.03 |
| 4 | 1 | 46.95 | -0.21 |
| 4 | 2 | 47.20 | 0.04 |
| 4 | 3 | 47.04 | -0.12 |
| 4 | 4 | 47.06 | -0.10 |
| 4 | 5 | 47.00 | -0.16 |
| 4 | 6 | 47.27 | 0.11 |
| 4 | 7 | 47.40 | 0.24 |
| 4 | 8 | 47.20 | 0.04 |
| 4 | 9 | 47.27 | 0.11 |
| 4 | 10 | 47.20 | 0.04 |
| 5 | 1 | 46.96 | -0.20 |
| 5 | 2 | 47.06 | -0.10 |

**Tip # 1**

| | |
|---|---|
| Mean | 47.18 |
| Std. Dev. | 0.15 |
| % CV | 0.32 |




**Tip # 2**

| | |
|---|---|
| Mean | 47.30 |
| Std. Dev. | 0.12 |
| % CV | 0.25 |




**Tip # 3**

| | |
|---|---|
| Mean | 47.02 |
| Std. Dev. | 0.05 |
| % CV | 0.11 |




**Tip # 4**

| | |
|---|---|
| Mean | 47.16 |
| Std. Dev. | 0.14 |
| % CV | 0.30 |




**Tip # 5**

| | |
|---|---|
| Mean | 47.16 |



| | | | | | |
|---|---|---|---|---|---|
| 5 | 3 | 47.07 | -0.09 | **Std. Dev.** | **0.11** |
| 5 | 4 | 47.12 | -0.04 | **% CV** | **0.24** |
| 5 | 5 | 47.21 | 0.05 | | |
| 5 | 6 | 47.21 | 0.05 | | |
| 5 | 7 | 47.27 | 0.11 | | |
| 5 | 8 | 47.19 | 0.03 | | |
| 5 | 9 | 47.13 | -0.03 | | |
| 5 | 10 | 47.35 | 0.19 | | |
| 6 | 1 | 47.30 | 0.03 | **Tip # 6** | |
| 6 | 2 | 47.20 | -0.07 | **Mean** | **47.27** |
| 6 | 3 | 47.16 | -0.11 | **Std. Dev.** | **0.14** |
| 6 | 4 | 47.15 | -0.12 | **% CV** | **0.30** |
| 6 | 5 | 47.06 | -0.21 | | |
| 6 | 6 | 47.57 | 0.30 | | |
| 6 | 7 | 47.36 | 0.09 | | |
| 6 | 8 | 47.33 | 0.06 | | |
| 6 | 9 | 47.24 | -0.03 | | |
| 6 | 10 | 47.33 | 0.06 | | |
| 7 | 1 | 47.20 | -0.12 | **Tip # 7** | |
| 7 | 2 | 47.20 | -0.12 | **Mean** | **47.32** |
| 7 | 3 | 47.33 | 0.01 | **Std. Dev.** | **0.12** |
| 7 | 4 | 47.21 | -0.11 | **% CV** | **0.25** |
| 7 | 5 | 47.19 | -0.13 | | |
| 7 | 6 | 47.53 | 0.21 | | |
| 7 | 7 | 47.30 | -0.02 | | |
| 7 | 8 | 47.42 | 0.10 | | |
| 7 | 9 | 47.42 | 0.10 | | |
| 7 | 10 | 47.39 | 0.07 | | |
| 8 | 1 | 47.09 | -0.08 | **Tip # 8** | |
| 8 | 2 | 47.17 | 0.00 | **Mean** | **47.17** |
| 8 | 3 | 47.10 | -0.07 | **Std. Dev.** | **0.12** |
| 8 | 4 | 47.11 | -0.06 | **% CV** | **0.25** |
| 8 | 5 | 47.01 | -0.16 | | |
| 8 | 6 | 47.39 | 0.22 | | |
| 8 | 7 | 47.34 | 0.17 | | |
| 8 | 8 | 47.19 | 0.02 | | |
| 8 | 9 | 47.15 | -0.02 | | |
| 8 | 10 | 47.12 | -0.05 | | |




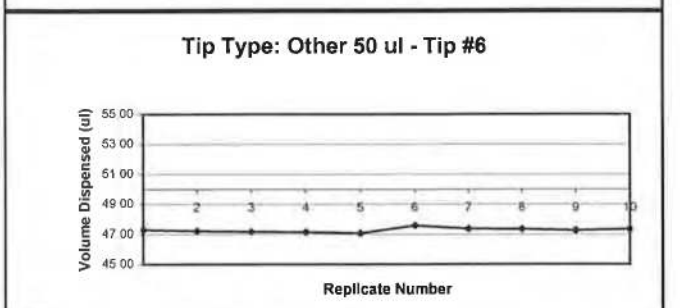


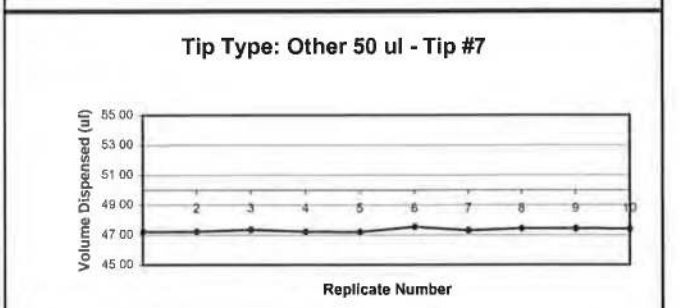





Comment: 175uL Conductive Roborak Tips, Blowout Mode (23.0C) CALIBRATE (SLOPE=1;OFFSET=0) 50UL (03(

CW 175 cond. tips 100 ul
Blowout

## Balance Test Results

Model: MPII HT EX
Serial Number: DG1005
WinPrep Version: 1.22.0252
Date: 07/03/07
Technician: CI/BG

Tip Type: Other
Disposable Tip Lot #: 6150360
Sample Type: Nanopure Water
Sample Density (g/ml): 0.997538
System Liquid: Nanopure Water

| Across tips | |
|---|---|
| Mean | 95.90 |
| Std. Dev. | 0.28 |
| %CV | 0.29 |
| % Inaccuracy | 4.1 |

Performance File: WaterBlowout 175uL DT_FW 030707.prf
Requested Volume (ul): 100
C:\Packard\MultiPROBE\bin\Balance\BAL-DG1005-100ul-100ul-Run1

| Tip # | Repl # | Dsp. Wt. | # Std from Mean |
|---|---|---|---|
| 1 | 1 | 96.42 | 0.27 |
| 1 | 2 | 96.00 | -0.15 |
| 1 | 3 | 95.93 | -0.22 |
| 1 | 4 | 95.96 | -0.19 |
| 1 | 5 | 95.83 | -0.32 |
| 1 | 6 | 96.49 | 0.34 |
| 1 | 7 | 96.35 | 0.20 |
| 1 | 8 | 96.27 | 0.12 |
| 1 | 9 | 96.15 | 0.00 |
| 1 | 10 | 96.13 | -0.02 |
| 2 | 1 | 96.05 | -0.02 |
| 2 | 2 | 95.89 | -0.18 |
| 2 | 3 | 95.78 | -0.29 |
| 2 | 4 | 96.12 | 0.05 |
| 2 | 5 | 95.85 | -0.22 |
| 2 | 6 | 96.24 | 0.17 |
| 2 | 7 | 96.13 | 0.06 |
| 2 | 8 | 95.87 | -0.20 |
| 2 | 9 | 96.43 | 0.36 |
| 2 | 10 | 96.32 | 0.25 |
| 3 | 1 | 96.31 | 0.33 |
| 3 | 2 | 96.08 | 0.10 |
| 3 | 3 | 95.92 | -0.06 |
| 3 | 4 | 95.89 | -0.09 |
| 3 | 5 | 95.80 | -0.18 |
| 3 | 6 | 96.17 | 0.19 |
| 3 | 7 | 96.09 | 0.11 |
| 3 | 8 | 95.87 | -0.11 |
| 3 | 9 | 95.91 | -0.07 |
| 3 | 10 | 95.77 | -0.21 |
| 4 | 1 | 95.66 | -0.22 |
| 4 | 2 | 96.12 | 0.24 |
| 4 | 3 | 95.85 | -0.03 |
| 4 | 4 | 95.76 | -0.12 |
| 4 | 5 | 95.63 | -0.25 |
| 4 | 6 | 95.80 | -0.08 |
| 4 | 7 | 96.21 | 0.33 |
| 4 | 8 | 96.13 | 0.25 |
| 4 | 9 | 95.88 | 0.00 |
| 4 | 10 | 95.75 | -0.13 |
| 5 | 1 | 95.78 | 0.06 |
| 5 | 2 | 95.73 | 0.01 |

**Tip # 1**

| | |
|---|---|
| Mean | 96.15 |
| Std. Dev. | 0.22 |
| % CV | 0.23 |




**Tip # 2**

| | |
|---|---|
| Mean | 96.07 |
| Std. Dev. | 0.22 |
| % CV | 0.23 |




**Tip # 3**

| | |
|---|---|
| Mean | 95.98 |
| Std. Dev. | 0.17 |
| % CV | 0.18 |




**Tip # 4**

| | |
|---|---|
| Mean | 95.88 |
| Std. Dev. | 0.21 |
| % CV | 0.21 |

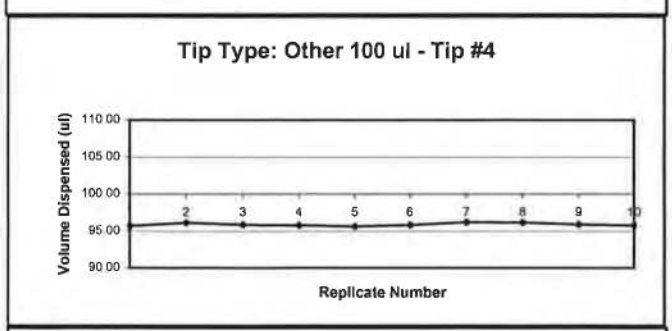


**Tip # 5**

| | |
|---|---|
| Mean | 95.72 |



| | | | | | |
|---|---|---|---|---|---|
| 5 | 3 | 95.65 | -0.07 | Std. Dev. | 0.15 |
| 5 | 4 | 95.54 | -0.18 | % CV | 0.16 |
| 5 | 5 | 95.83 | 0.11 | | |
| 5 | 6 | 95.80 | 0.08 | | |
| 5 | 7 | 95.66 | -0.06 | | |
| 5 | 8 | 95.59 | -0.13 | | |
| 5 | 9 | 95.59 | -0.13 | | |
| 5 | 10 | 96.04 | 0.32 | | |
| 6 | 1 | 95.98 | 0.21 | Tip # 6 | |
| 6 | 2 | 95.88 | 0.11 | Mean | 95.77 |
| 6 | 3 | 95.69 | -0.08 | Std. Dev. | 0.22 |
| 6 | 4 | 95.63 | -0.14 | % CV | 0.23 |
| 6 | 5 | 95.60 | -0.17 | | |
| 6 | 6 | 96.21 | 0.44 | | |
| 6 | 7 | 95.91 | 0.14 | | |
| 6 | 8 | 95.72 | -0.05 | | |
| 6 | 9 | 95.63 | -0.14 | | |
| 6 | 10 | 95.48 | -0.29 | | |
| 7 | 1 | 96.26 | 0.27 | Tip # 7 | |
| 7 | 2 | 96.08 | 0.09 | Mean | 95.99 |
| 7 | 3 | 96.42 | 0.43 | Std. Dev. | 0.40 |
| 7 | 4 | 96.50 | 0.51 | % CV | 0.41 |
| 7 | 5 | 96.22 | 0.23 | | |
| 7 | 6 | 96.03 | 0.04 | | |
| 7 | 7 | 95.77 | -0.22 | | |
| 7 | 8 | 95.52 | -0.47 | | |
| 7 | 9 | 95.24 | -0.75 | | |
| 7 | 10 | 95.89 | -0.10 | | |
| 8 | 1 | 95.92 | 0.26 | Tip # 8 | |
| 8 | 2 | 95.73 | 0.07 | Mean | 95.67 |
| 8 | 3 | 95.61 | -0.05 | Std. Dev. | 0.21 |
| 8 | 4 | 95.37 | -0.29 | % CV | 0.22 |
| 8 | 5 | 95.50 | -0.16 | | |
| 8 | 6 | 96.07 | 0.41 | | |
| 8 | 7 | 95.76 | 0.10 | | |
| 8 | 8 | 95.64 | -0.02 | | |
| 8 | 9 | 95.54 | -0.12 | | |
| 8 | 10 | 95.51 | -0.15 | | |













Comment: 175uL Conductive Roborak Tips, Blowout Mode (23.0C) CALIBRATE (SLOPE=1;OFFSET=0) 100UL (0:

CW_175 Cmd. tips. 175 µl.
Blowout.

## Balance Test Results

Model: MPII HT EX
Serial Number: DG1005
WinPrep Version: 1.22.0252
Date: 07/03/07
Technician: CI/BG/IAM
Performance File: WaterBlowout 175uL DT_FW 030707.prf
Requested Volume (ul): 175

Tip Type: Other
Disposable Tip Lot #: 6150360
Sample Type: Nanopure Water
Sample Density (g/ml): 0.997514
System Liquid: Degassed Nanopure Water
C:\Packard\MultiPROBE\bin\Balance\BAL-DG1005-175ul-175ul-Run1

| Across tips | |
|---|---|
| Mean | 168.83 |
| Std. Dev. | 0.77 |
| %CV | 0.46 |
| % Inaccuracy | 3.5 |

| Tip # | Repl # | Dsp. Wt. | # Std from Mean |
|---|---|---|---|
| 1 | 1 | 170.52 | 1.03 |
| 1 | 2 | 170.23 | 0.74 |
| 1 | 3 | 170.55 | 1.06 |
| 1 | 4 | 169.91 | 0.42 |
| 1 | 5 | 169.55 | 0.06 |
| 1 | 6 | 169.12 | -0.37 |
| 1 | 7 | 168.95 | -0.54 |
| 1 | 8 | 168.80 | -0.69 |
| 1 | 9 | 168.66 | -0.83 |
| 1 | 10 | 168.64 | -0.85 |
| 2 | 1 | 169.95 | 0.88 |
| 2 | 2 | 168.80 | -0.27 |
| 2 | 3 | 169.14 | 0.07 |
| 2 | 4 | 169.19 | 0.12 |
| 2 | 5 | 168.99 | -0.08 |
| 2 | 6 | 168.87 | -0.20 |
| 2 | 7 | 168.87 | -0.20 |
| 2 | 8 | 168.82 | -0.25 |
| 2 | 9 | 169.16 | 0.09 |
| 2 | 10 | 168.88 | -0.19 |
| 3 | 1 | 168.85 | -0.09 |
| 3 | 2 | 168.95 | 0.01 |
| 3 | 3 | 168.74 | -0.20 |
| 3 | 4 | 168.49 | -0.45 |
| 3 | 5 | 168.70 | -0.24 |
| 3 | 6 | 169.39 | 0.45 |
| 3 | 7 | 169.13 | 0.19 |
| 3 | 8 | 169.14 | 0.20 |
| 3 | 9 | 169.08 | 0.14 |
| 3 | 10 | 168.93 | -0.01 |
| 4 | 1 | 167.20 | -1.48 |
| 4 | 2 | 168.95 | 0.27 |
| 4 | 3 | 168.54 | -0.14 |
| 4 | 4 | 168.27 | -0.41 |
| 4 | 5 | 168.19 | -0.49 |
| 4 | 6 | 168.96 | 0.28 |
| 4 | 7 | 169.42 | 0.74 |
| 4 | 8 | 169.33 | 0.65 |
| 4 | 9 | 169.11 | 0.43 |
| 4 | 10 | 168.83 | 0.15 |
| 5 | 1 | 165.59 | -2.68 |
| 5 | 2 | 168.08 | -0.19 |

**Tip # 1**
Mean 169.49
Std. Dev. 0.76
% CV 0.45

**Tip # 2**
Mean 169.07
Std. Dev. 0.34
% CV 0.20

**Tip # 3**
Mean 168.94
Std. Dev. 0.26
% CV 0.15

**Tip # 4**
Mean 168.68
Std. Dev. 0.66
% CV 0.39

**Tip # 5**
Mean 168.27















| | | | | | |
|---|---|---|---|---|---|
| 5 | 3 | 168.24 | -0.03 | Std. Dev. | 1.00 |
| 5 | 4 | 168.21 | -0.06 | % CV | 0.60 |
| 5 | 5 | 168.66 | 0.39 | | |
| 5 | 6 | 168.87 | 0.60 | | |
| 5 | 7 | 168.74 | 0.47 | | |
| 5 | 8 | 168.66 | 0.39 | | |
| 5 | 9 | 168.48 | 0.21 | | |
| 5 | 10 | 169.21 | 0.94 | | |
| 6 | 1 | 168.75 | 0.55 | Tip # 6 | |
| 6 | 2 | 165.59 | -2.61 | Mean | 168.20 |
| 6 | 3 | 168.01 | -0.19 | Std. Dev. | 1.01 |
| 6 | 4 | 167.99 | -0.21 | % CV | 0.60 |
| 6 | 5 | 167.94 | -0.26 | | |
| 6 | 6 | 169.33 | 1.13 | | |
| 6 | 7 | 168.83 | 0.63 | | |
| 6 | 8 | 168.67 | 0.47 | | |
| 6 | 9 | 168.48 | 0.28 | | |
| 6 | 10 | 168.37 | 0.17 | | |
| 7 | 1 | 169.36 | 0.05 | Tip # 7 | |
| 7 | 2 | 169.18 | -0.13 | Mean | 169.32 |
| 7 | 3 | 169.57 | 0.25 | Std. Dev. | 0.23 |
| 7 | 4 | 169.13 | -0.19 | % CV | 0.14 |
| 7 | 5 | 169.08 | -0.23 | | |
| 7 | 6 | 169.19 | -0.13 | | |
| 7 | 7 | 169.09 | -0.22 | | |
| 7 | 8 | 169.76 | 0.44 | | |
| 7 | 9 | 169.50 | 0.19 | | |
| 7 | 10 | 169.29 | -0.03 | | |
| 8 | 1 | 169.58 | 0.90 | Tip # 8 | |
| 8 | 2 | 168.26 | -0.42 | Mean | 168.68 |
| 8 | 3 | 168.05 | -0.63 | Std. Dev. | 0.50 |
| 8 | 4 | 168.34 | -0.34 | % CV | 0.29 |
| 8 | 5 | 168.50 | -0.18 | | |
| 8 | 6 | 169.40 | 0.72 | | |
| 8 | 7 | 169.01 | 0.33 | | |
| 8 | 8 | 168.55 | -0.13 | | |
| 8 | 9 | 168.63 | -0.05 | | |
| 8 | 10 | 168.46 | -0.22 | | |













Comment: 175uL Conductive Roborak Tips, Blowout Mode (23.1C) CALIBRATE (SLOPE=1;OFFSET=0) 175UL (0:

Gravimetric Assessment CW Extraction 175uL Conductive Filter RoboRack tips - BLOWOUT mode

| Expected X | Observed (mean) Y |
|---|---|
| 175 | 168.83 |
| 100 | 95.5 |
| 50 | 47.2 |
| 15 | 13.32 |

| | |
|---|---|
| Slope | 0.971820069 |
| Offset | -1.392205882 |
| R2 | 0.999990781 |

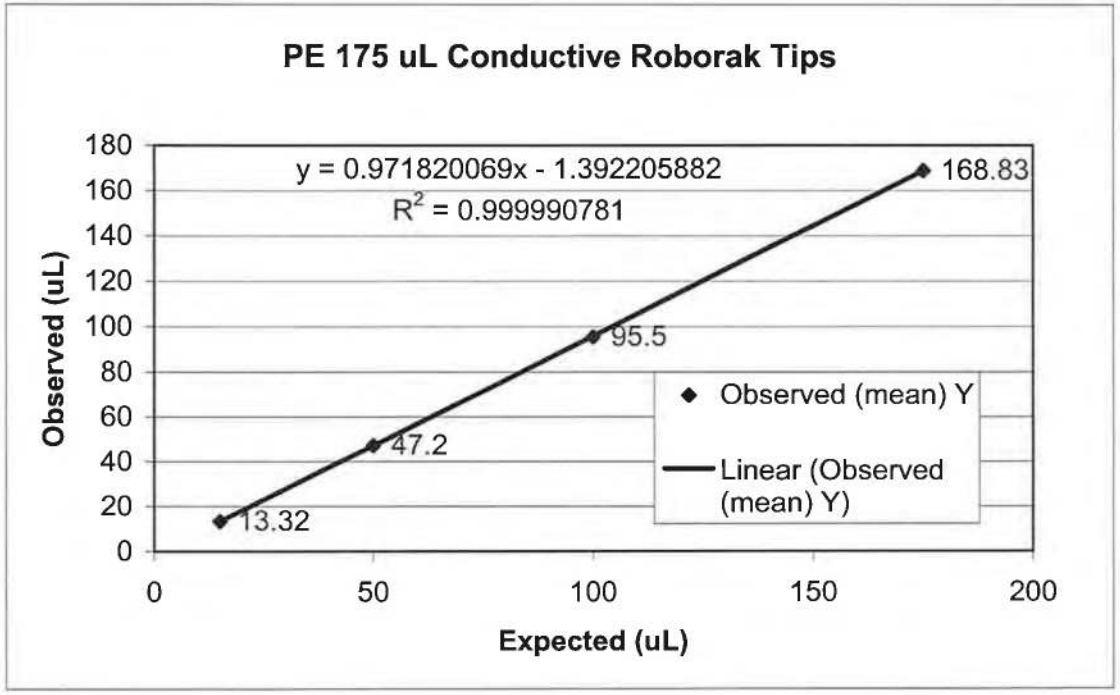


Gravimetric Assessment CW Extraction 175uL Conductive Filter RoboRack tips - BLOWOUT mode (060707)

## Balance Test Results

New Slope / Offset

Model: MPII HT EX
Serial Number: DG1005
WinPrep Version: 1.22.0252
Date: 07/06/07
Technician: CI

Tip Type: Other
Disposable Tip Lot #: 6150360
Sample Type: Nanopure Water
Sample Density (g/ml): 0.996967
System Liquid: Nanopure Water

| Across tips | |
|---|---|
| Mean | 14.85 |
| Std. Dev. | 0.11 |
| %CV | 0.74 |
| % Inaccuracy | 1.0 |

Performance File: WaterBlowout 175uL DT_FW 060707newslope.prf
Requested Volume (ul): 15
C:\Packard\MultiPROBE\bin\Balance\BAL-DG1005-15ul-15ul-Run3

| Tip # | Repl # | Dsp. Wt. | # Std from Mean |
|---|---|---|---|
| 1 | 1 | 14.81 | -0.01 |
| 1 | 2 | 14.82 | 0.00 |
| 1 | 3 | 14.72 | -0.10 |
| 1 | 4 | 14.90 | 0.08 |
| 1 | 5 | 14.87 | 0.05 |
| 1 | 6 | | -14.82 |
| 1 | 7 | | -14.82 |
| 1 | 8 | | -14.82 |
| 1 | 9 | | -14.82 |
| 1 | 10 | | -14.82 |
| 2 | 1 | 14.91 | -0.09 |
| 2 | 2 | 15.01 | 0.01 |
| 2 | 3 | 14.98 | -0.02 |
| 2 | 4 | 15.03 | 0.03 |
| 2 | 5 | 15.06 | 0.06 |
| 2 | 6 | | -15.00 |
| 2 | 7 | | -15.00 |
| 2 | 8 | | -15.00 |
| 2 | 9 | | -15.00 |
| 2 | 10 | | -15.00 |
| 3 | 1 | 14.71 | -0.06 |
| 3 | 2 | 14.79 | 0.02 |
| 3 | 3 | 14.73 | -0.04 |
| 3 | 4 | 14.79 | 0.02 |
| 3 | 5 | 14.81 | 0.04 |
| 3 | 6 | | -14.77 |
| 3 | 7 | | -14.77 |
| 3 | 8 | | -14.77 |
| 3 | 9 | | -14.77 |
| 3 | 10 | | -14.77 |
| 4 | 1 | 14.89 | -0.04 |
| 4 | 2 | 14.97 | 0.04 |
| 4 | 3 | 14.90 | -0.03 |
| 4 | 4 | 14.99 | 0.06 |
| 4 | 5 | 14.92 | -0.01 |
| 4 | 6 | | -14.93 |
| 4 | 7 | | -14.93 |
| 4 | 8 | | -14.93 |
| 4 | 9 | | -14.93 |
| 4 | 10 | | -14.93 |
| 5 | 1 | 14.74 | -0.08 |
| 5 | 2 | 14.94 | 0.12 |

| Tip # 1 | |
|---|---|
| Mean | 14.82 |
| Std. Dev. | 0.07 |
| % CV | 0.46 |

| Tip # 2 | |
|---|---|
| Mean | 15.00 |
| Std. Dev. | 0.06 |
| % CV | 0.38 |

| Tip # 3 | |
|---|---|
| Mean | 14.77 |
| Std. Dev. | 0.04 |
| % CV | 0.29 |

| Tip # 4 | |
|---|---|
| Mean | 14.93 |
| Std. Dev. | 0.04 |
| % CV | 0.29 |

| Tip # 5 | |
|---|---|
| Mean | 14.82 |

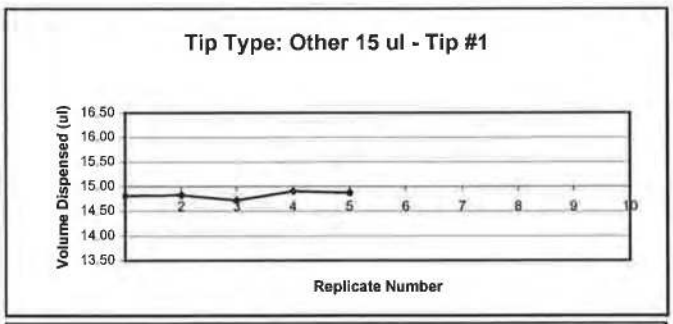











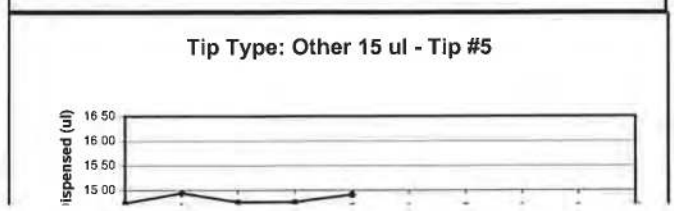


Case Work

| | | | | | |
|---|---|---|---|---|---|
| 5 | 3 | 14.76 | -0.06 | Std. Dev. | 0.09 |
| 5 | 4 | 14.76 | -0.06 | % CV | 0.64 |
| 5 | 5 | 14.91 | 0.09 | | |
| 5 | 6 | | -14.82 | | |
| 5 | 7 | | -14.82 | | |
| 5 | 8 | | -14.82 | | |
| 5 | 9 | | -14.82 | | |
| 5 | 10 | | -14.82 | | |
| 6 | 1 | 14.88 | -0.02 | Tip # 6 | |
| 6 | 2 | 14.93 | 0.03 | Mean | 14.90 |
| 6 | 3 | 14.82 | -0.08 | Std. Dev. | 0.06 |
| 6 | 4 | 14.90 | 0.00 | % CV | 0.38 |
| 6 | 5 | 14.97 | 0.07 | | |
| 6 | 6 | | -14.90 | | |
| 6 | 7 | | -14.90 | | |
| 6 | 8 | | -14.90 | | |
| 6 | 9 | | -14.90 | | |
| 6 | 10 | | -14.90 | | |
| 7 | 1 | 14.82 | -0.04 | Tip # 7 | |
| 7 | 2 | 14.85 | -0.01 | Mean | 14.86 |
| 7 | 3 | 14.79 | -0.07 | Std. Dev. | 0.06 |
| 7 | 4 | 14.93 | 0.07 | % CV | 0.38 |
| 7 | 5 | 14.90 | 0.04 | | |
| 7 | 6 | | -14.86 | | |
| 7 | 7 | | -14.86 | | |
| 7 | 8 | | -14.86 | | |
| 7 | 9 | | -14.86 | | |
| 7 | 10 | | -14.86 | | |
| 8 | 1 | 14.58 | -0.10 | Tip # 8 | |
| 8 | 2 | 14.70 | 0.02 | Mean | 14.68 |
| 8 | 3 | 14.81 | 0.13 | Std. Dev. | 0.09 |
| 8 | 4 | 14.70 | 0.02 | % CV | 0.59 |
| 8 | 5 | 14.63 | -0.05 | | |
| 8 | 6 | | -14.68 | | |
| 8 | 7 | | -14.68 | | |
| 8 | 8 | | -14.68 | | |
| 8 | 9 | | -14.68 | | |
| 8 | 10 | | -14.68 | | |




Tip Type: Other 15 ul - Tip #6




Tip Type: Other 15 ul - Tip #7

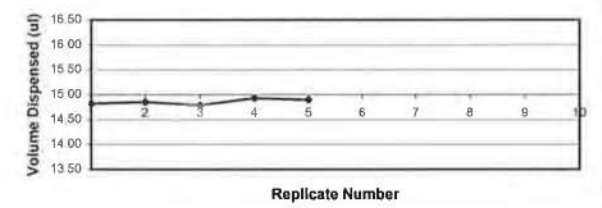


Tip Type: Other 15 ul - Tip #8




Comment: 175uL Conductive Roborak Tips, Blowout Mode (25.3C) TEST (NEWSLOPE&OFFSET) 15UL (060707)

Case Work
175 non-conductive tips @
50 ul checked

## Balance Test Results

Model: MPII HT EX
Serial Number: DG1005
WinPrep Version: 1.22.0252
Date: 09/12/07
Technician: GSL

Tip Type: Other
Disposable Tip Lot #: 06180381
Sample Type: Nanopure Water
Sample Density (g/ml): 0.997538
System Liquid: Nanopure Water

| Across tips | |
|---|---|
| Mean | 49.52 |
| Std. Dev. | 0.52 |
| %CV | 1.04 |
| % Inaccuracy | 1.0 |

Performance File: WaterBlowout75uL DT_ FW QHSS070907.prf
Requested Volume (ul): 50
C:\Packard\MultiPROBE\bin\Balance\BAL-DG1005-50ul-0ul-Run2

| Tip # | Repl # | Dsp. Wt. | # Std from Mean |
|---|---|---|---|
| 1 | 1 | 50.03 | 0.44 |
| 1 | 2 | 49.38 | -0.21 |
| 1 | 3 | 49.50 | -0.09 |
| 1 | 4 | 49.43 | -0.16 |
| 1 | 5 | 49.62 | 0.03 |
| 1 | 6 | | -49.59 |
| 1 | 7 | | -49.59 |
| 1 | 8 | | -49.59 |
| 1 | 9 | | -49.59 |
| 1 | 10 | | -49.59 |
| 2 | 1 | 49.96 | 0.33 |
| 2 | 2 | 49.61 | -0.02 |
| 2 | 3 | 49.57 | -0.06 |
| 2 | 4 | 49.42 | -0.21 |
| 2 | 5 | 49.57 | -0.06 |
| 2 | 6 | | -49.63 |
| 2 | 7 | | -49.63 |
| 2 | 8 | | -49.63 |
| 2 | 9 | | -49.63 |
| 2 | 10 | | -49.63 |
| 3 | 1 | 49.83 | 0.51 |
| 3 | 2 | 49.17 | -0.15 |
| 3 | 3 | 49.21 | -0.11 |
| 3 | 4 | 49.18 | -0.14 |
| 3 | 5 | 49.20 | -0.12 |
| 3 | 6 | | -49.32 |
| 3 | 7 | | -49.32 |
| 3 | 8 | | -49.32 |
| 3 | 9 | | -49.32 |
| 3 | 10 | | -49.32 |
| 4 | 1 | 50.02 | 0.75 |
| 4 | 2 | 49.18 | -0.09 |
| 4 | 3 | 49.19 | -0.08 |
| 4 | 4 | 48.96 | -0.31 |
| 4 | 5 | 48.99 | -0.28 |
| 4 | 6 | | -49.27 |
| 4 | 7 | | -49.27 |
| 4 | 8 | | -49.27 |
| 4 | 9 | | -49.27 |
| 4 | 10 | | -49.27 |
| 5 | 1 | 49.81 | 0.41 |
| 5 | 2 | 49.08 | -0.32 |

**Tip # 1**

| | |
|---|---|
| Mean | 49.59 |
| Std. Dev. | 0.26 |
| % CV | 0.53 |

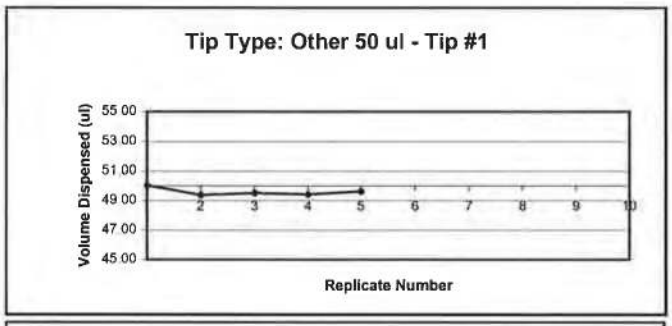


**Tip # 2**

| | |
|---|---|
| Mean | 49.63 |
| Std. Dev. | 0.20 |
| % CV | 0.40 |

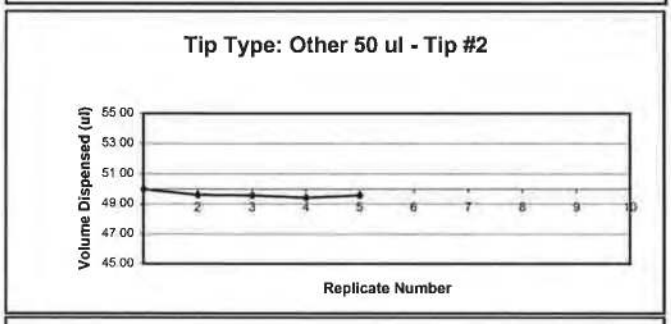


**Tip # 3**

| | |
|---|---|
| Mean | 49.32 |
| Std. Dev. | 0.29 |
| % CV | 0.58 |

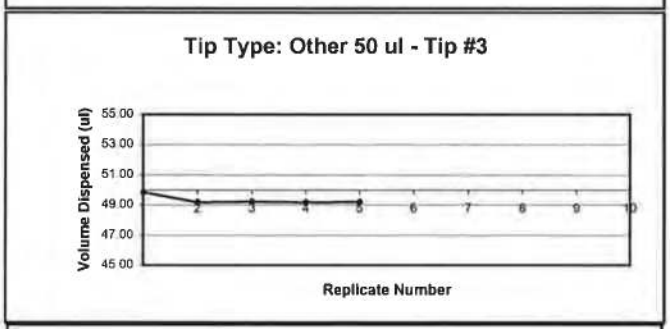


**Tip # 4**

| | |
|---|---|
| Mean | 49.27 |
| Std. Dev. | 0.43 |
| % CV | 0.88 |

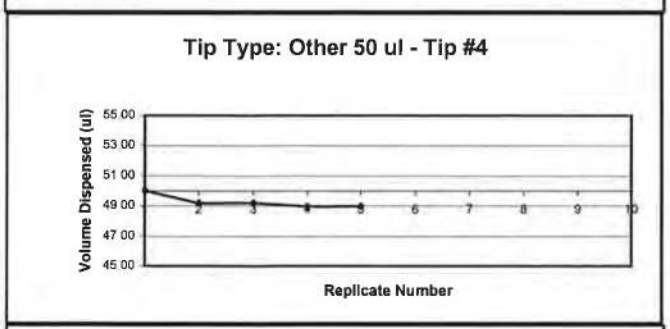


**Tip # 5**

| | |
|---|---|
| Mean | 49.40 |

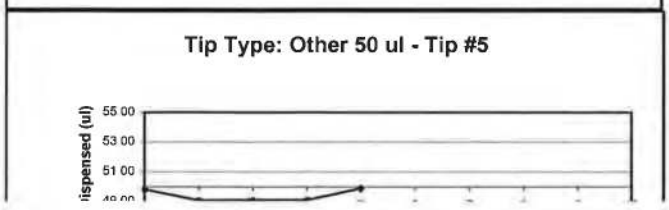

| | | | | | |
|---|---|---|---|---|---|
| 5 | 3 | 49.12 | -0.28 | Std. Dev. | 0.41 |
| 5 | 4 | 49.12 | -0.28 | % CV | 0.82 |
| 5 | 5 | 49.88 | 0.48 | | |
| 5 | 6 | | -49.40 | | |
| 5 | 7 | | -49.40 | | |
| 5 | 8 | | -49.40 | | |
| 5 | 9 | | -49.40 | | |
| 5 | 10 | | -49.40 | | |
| 6 | 1 | 50.17 | 0.76 | Tip # 6 | |
| 6 | 2 | 49.23 | -0.18 | Mean | 49.41 |
| 6 | 3 | 49.31 | -0.10 | Std. Dev. | 0.43 |
| 6 | 4 | 49.21 | -0.20 | % CV | 0.86 |
| 6 | 5 | 49.15 | -0.26 | | |
| 6 | 6 | | -49.41 | | |
| 6 | 7 | | -49.41 | | |
| 6 | 8 | | -49.41 | | |
| 6 | 9 | | -49.41 | | |
| 6 | 10 | | -49.41 | | |
| 7 | 1 | 50.26 | 0.88 | Tip # 7 | |
| 7 | 2 | 49.00 | -0.38 | Mean | 49.38 |
| 7 | 3 | 49.21 | -0.17 | Std. Dev. | 0.50 |
| 7 | 4 | 49.22 | -0.16 | % CV | 1.02 |
| 7 | 5 | 49.19 | -0.19 | | |
| 7 | 6 | | -49.38 | | |
| 7 | 7 | | -49.38 | | |
| 7 | 8 | | -49.38 | | |
| 7 | 9 | | -49.38 | | |
| 7 | 10 | | -49.38 | | |
| 8 | 1 | 51.57 | 1.39 | Tip # 8 | |
| 8 | 2 | 49.01 | -1.17 | Mean | 50.18 |
| 8 | 3 | 50.34 | 0.16 | Std. Dev. | 0.94 |
| 8 | 4 | 50.21 | 0.03 | % CV | 1.87 |
| 8 | 5 | 49.75 | -0.43 | | |
| 8 | 6 | | -50.18 | | |
| 8 | 7 | | -50.18 | | |
| 8 | 8 | | -50.18 | | |
| 8 | 9 | | -50.18 | | |
| 8 | 10 | | -50.18 | | |

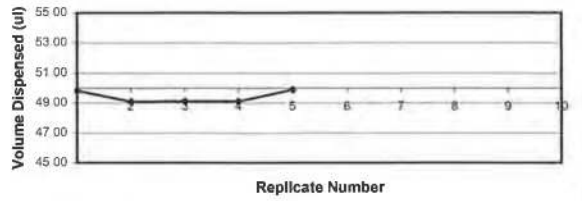




Comment: Water BlowoutMode 175uL Non Conductive Tips(23C) check@50uL 12092007

## Balance Test Results

New Slope / Offset

| Across tips | |
|---|---|
| Mean | 174.59 |
| Std. Dev. | 0.67 |
| %CV | 0.39 |
| % Inaccuracy | 0.2 |

Model: MPII HT EX
Serial Number: DG1005
WinPrep Version: 1.22.0252
Date: 07/06/07
Technician: CI

Tip Type: Other
Disposable Tip Lot #: 6150360
Sample Type: Nanopure Water
Sample Density (g/ml): 0.99712
System Liquid: Nanopure Water

Performance File: WaterBlowout 175uL DT_FW 060707newslope.prf
Requested Volume (ul): 175
C:\Packard\MultiPROBE\bin\Balance\BAL-DG1005-175ul-175ul-Run2

| Tip # | Repl # | Dsp. Wt. | # Std from Mean |
|---|---|---|---|
| 1 | 1 | 173.86 | -0.49 |
| 1 | 2 | 174.41 | 0.06 |
| 1 | 3 | 174.31 | -0.04 |
| 1 | 4 | 174.67 | 0.32 |
| 1 | 5 | 174.51 | 0.16 |
| 1 | 6 | | -174.35 |
| 1 | 7 | | -174.35 |
| 1 | 8 | | -174.35 |
| 1 | 9 | | -174.35 |
| 1 | 10 | | -174.35 |
| 2 | 1 | 174.15 | -0.09 |
| 2 | 2 | 173.96 | -0.28 |
| 2 | 3 | 174.52 | 0.28 |
| 2 | 4 | 174.30 | 0.06 |
| 2 | 5 | 174.27 | 0.03 |
| 2 | 6 | | -174.24 |
| 2 | 7 | | -174.24 |
| 2 | 8 | | -174.24 |
| 2 | 9 | | -174.24 |
| 2 | 10 | | -174.24 |
| 3 | 1 | 174.24 | -0.08 |
| 3 | 2 | 174.07 | -0.25 |
| 3 | 3 | 174.54 | 0.22 |
| 3 | 4 | 174.48 | 0.16 |
| 3 | 5 | 174.28 | -0.04 |
| 3 | 6 | | -174.32 |
| 3 | 7 | | -174.32 |
| 3 | 8 | | -174.32 |
| 3 | 9 | | -174.32 |
| 3 | 10 | | -174.32 |
| 4 | 1 | 173.97 | -0.45 |
| 4 | 2 | 173.79 | -0.63 |
| 4 | 3 | 175.09 | 0.67 |
| 4 | 4 | 174.69 | 0.27 |
| 4 | 5 | 174.54 | 0.12 |
| 4 | 6 | | -174.42 |
| 4 | 7 | | -174.42 |
| 4 | 8 | | -174.42 |
| 4 | 9 | | -174.42 |
| 4 | 10 | | -174.42 |
| 5 | 1 | 173.61 | -0.62 |
| 5 | 2 | 174.27 | 0.04 |

**Tip # 1**

| | |
|---|---|
| Mean | 174.35 |
| Std. Dev. | 0.31 |
| % CV | 0.18 |




**Tip # 2**

| | |
|---|---|
| Mean | 174.24 |
| Std. Dev. | 0.21 |
| % CV | 0.12 |

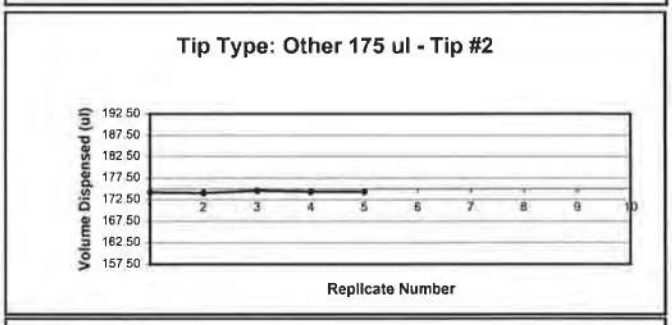


**Tip # 3**

| | |
|---|---|
| Mean | 174.32 |
| Std. Dev. | 0.19 |
| % CV | 0.11 |




**Tip # 4**

| | |
|---|---|
| Mean | 174.42 |
| Std. Dev. | 0.53 |
| % CV | 0.31 |




**Tip # 5**

| | |
|---|---|
| Mean | 174.23 |

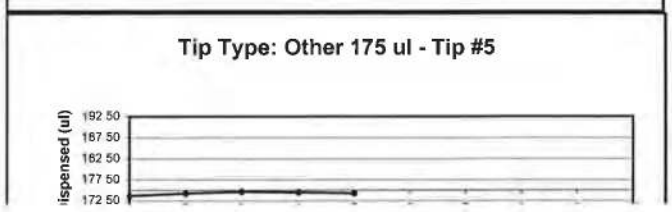


Case Work

| | | | | | |
|---|---|---|---|---|---|
| 5 | 3 | 174.61 | 0.38 | **Std. Dev.** | **0.38** |
| 5 | 4 | 174.44 | 0.21 | **% CV** | **0.22** |
| 5 | 5 | 174.24 | 0.01 | | |
| 5 | 6 | | -174.23 | | |
| 5 | 7 | | -174.23 | | |
| 5 | 8 | | -174.23 | | |
| 5 | 9 | | -174.23 | | |
| 5 | 10 | | -174.23 | | |
| 6 | 1 | 175.07 | 0.54 | **Tip # 6** | |
| 6 | 2 | 174.53 | 0.00 | **Mean** | **174.53** |
| 6 | 3 | 174.38 | -0.15 | **Std. Dev.** | **0.36** |
| 6 | 4 | 174.09 | -0.44 | **% CV** | **0.20** |
| 6 | 5 | 174.59 | 0.06 | | |
| 6 | 6 | | -174.53 | | |
| 6 | 7 | | -174.53 | | |
| 6 | 8 | | -174.53 | | |
| 6 | 9 | | -174.53 | | |
| 6 | 10 | | -174.53 | | |
| 7 | 1 | 175.67 | 0.51 | **Tip # 7** | |
| 7 | 2 | 175.03 | -0.13 | **Mean** | **175.16** |
| 7 | 3 | 175.43 | 0.27 | **Std. Dev.** | **0.38** |
| 7 | 4 | 174.75 | -0.41 | **% CV** | **0.22** |
| 7 | 5 | 174.92 | -0.24 | | |
| 7 | 6 | | -175.16 | | |
| 7 | 7 | | -175.16 | | |
| 7 | 8 | | -175.16 | | |
| 7 | 9 | | -175.16 | | |
| 7 | 10 | | -175.16 | | |
| 8 | 1 | 177.12 | 1.67 | **Tip # 8** | |
| 8 | 2 | 174.26 | -1.19 | **Mean** | **175.45** |
| 8 | 3 | 174.88 | -0.57 | **Std. Dev.** | **1.31** |
| 8 | 4 | 176.58 | 1.13 | **% CV** | **0.75** |
| 8 | 5 | 174.43 | -1.02 | | |
| 8 | 6 | | -175.45 | | |
| 8 | 7 | | -175.45 | | |
| 8 | 8 | | -175.45 | | |
| 8 | 9 | | -175.45 | | |
| 8 | 10 | | -175.45 | | |













Comment: 175uL Conductive Roborak Tips, Blowout Mode (24.7C) TEST (NEWSLOPE&OFFSET) 175UL (060707

## Balance Test Results

Model: MPII HT EX
Serial Number: DG1005
WinPrep Version: 1.22.0252
Date: 07/24/07
Technician: GSL

Tip Type: 1ml MBP Disposable Tip
Disposable Tip Lot #: 543404
Sample Type: Nanopure Water
Sample Density (g/ml): 0.997538
System Liquid: Nanopure Water

| Across tips | |
|---|---|
| Mean | 91.89 |
| Std. Dev. | 0.81 |
| %CV | 0.88 |
| % Inaccuracy | 8.1 |

Performance File: WaterWaste 1ml DT_QHSS Slope1&0Offset11072007.prf
Requested Volume (ul): 100
C:\Packard\MultiPROBE\bin\Balance\BAL-DG1005-100ul-100ul-Run4

| Tip # | Repl # | Dsp. Wt. | # Std from Mean |
|---|---|---|---|
| 1 | 1 | 92.02 | -0.10 |
| 1 | 2 | 92.27 | 0.15 |
| 1 | 3 | 91.69 | -0.43 |
| 1 | 4 | 92.40 | 0.28 |
| 1 | 5 | 92.02 | -0.10 |
| 1 | 6 | 91.09 | -1.03 |
| 1 | 7 | 92.43 | 0.31 |
| 1 | 8 | 92.39 | 0.27 |
| 1 | 9 | 92.50 | 0.38 |
| 1 | 10 | 92.39 | 0.27 |
| 2 | 1 | 92.61 | 1.14 |
| 2 | 2 | 90.97 | -0.50 |
| 2 | 3 | 90.08 | -1.39 |
| 2 | 4 | 91.16 | -0.31 |
| 2 | 5 | 91.98 | 0.51 |
| 2 | 6 | 91.31 | -0.16 |
| 2 | 7 | 91.00 | -0.47 |
| 2 | 8 | 92.70 | 1.23 |
| 2 | 9 | 91.53 | 0.06 |
| 2 | 10 | 91.40 | -0.07 |
| 3 | 1 | 92.34 | 0.56 |
| 3 | 2 | 92.32 | 0.54 |
| 3 | 3 | 92.06 | 0.28 |
| 3 | 4 | 92.08 | 0.30 |
| 3 | 5 | 92.05 | 0.27 |
| 3 | 6 | 92.31 | 0.53 |
| 3 | 7 | 92.08 | 0.30 |
| 3 | 8 | 89.51 | -2.27 |
| 3 | 9 | 91.21 | -0.57 |
| 3 | 10 | 91.84 | 0.06 |
| 4 | 1 | 90.24 | -1.18 |
| 4 | 2 | 91.00 | -0.42 |
| 4 | 3 | 91.74 | 0.32 |
| 4 | 4 | 91.44 | 0.02 |
| 4 | 5 | 91.20 | -0.22 |
| 4 | 6 | 92.27 | 0.85 |
| 4 | 7 | 91.88 | 0.46 |
| 4 | 8 | 91.32 | -0.10 |
| 4 | 9 | 91.67 | 0.25 |
| 4 | 10 | 91.46 | 0.04 |
| 5 | 1 | 91.72 | -0.05 |
| 5 | 2 | 91.75 | -0.02 |

**Tip # 1**

| | |
|---|---|
| Mean | 92.12 |
| Std. Dev. | 0.44 |
| % CV | 0.48 |

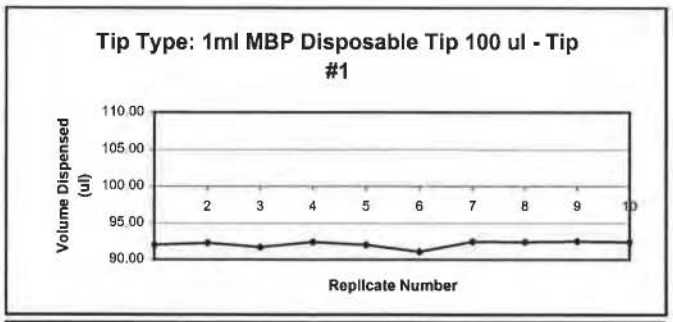


**Tip # 2**

| | |
|---|---|
| Mean | 91.47 |
| Std. Dev. | 0.79 |
| % CV | 0.86 |

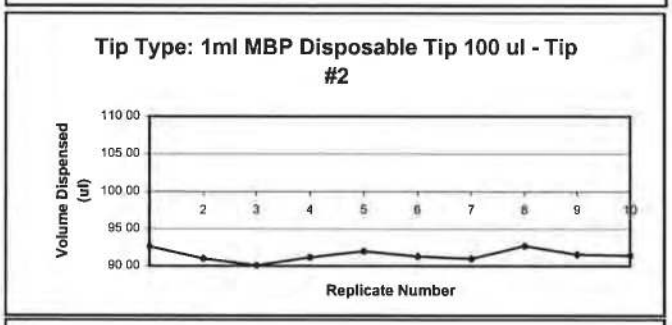


**Tip # 3**

| | |
|---|---|
| Mean | 91.78 |
| Std. Dev. | 0.86 |
| % CV | 0.94 |

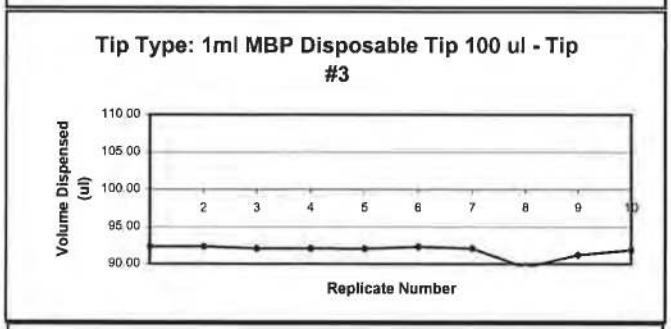


**Tip # 4**

| | |
|---|---|
| Mean | 91.42 |
| Std. Dev. | 0.55 |
| % CV | 0.60 |

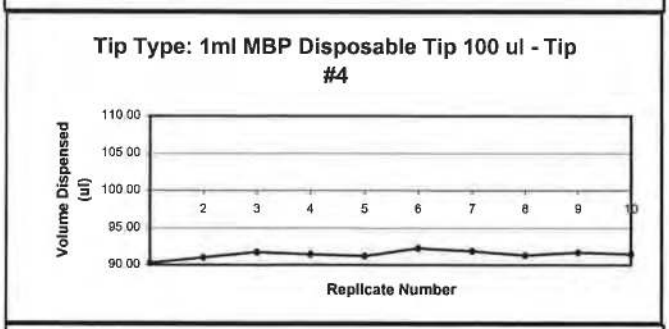


**Tip # 5**

| | |
|---|---|
| Mean | 91.77 |



| | | | |
|---|---|---|---|
| 5 | 3 | 91.71 | -0.06 |
| 5 | 4 | 91.96 | 0.19 |
| 5 | 5 | 91.98 | 0.21 |
| 5 | 6 | 91.85 | 0.08 |
| 5 | 7 | 91.83 | 0.06 |
| 5 | 8 | 91.73 | -0.04 |
| 5 | 9 | 91.46 | -0.31 |
| 5 | 10 | 91.74 | -0.03 |
| 6 | 1 | 91.58 | -0.12 |
| 6 | 2 | 92.35 | 0.65 |
| 6 | 3 | 91.60 | -0.10 |
| 6 | 4 | 90.74 | -0.96 |
| 6 | 5 | 92.20 | 0.50 |
| 6 | 6 | 92.08 | 0.38 |
| 6 | 7 | 91.14 | -0.56 |
| 6 | 8 | 91.51 | -0.19 |
| 6 | 9 | 91.79 | 0.09 |
| 6 | 10 | 91.98 | 0.28 |
| 7 | 1 | 91.53 | -0.04 |
| 7 | 2 | 92.47 | 0.90 |
| 7 | 3 | 92.49 | 0.92 |
| 7 | 4 | 91.28 | -0.29 |
| 7 | 5 | 91.12 | -0.45 |
| 7 | 6 | 91.92 | 0.35 |
| 7 | 7 | 90.84 | -0.73 |
| 7 | 8 | 92.27 | 0.70 |
| 7 | 9 | 90.04 | -1.53 |
| 7 | 10 | 91.75 | 0.18 |
| 8 | 1 | 93.62 | 0.33 |
| 8 | 2 | 93.77 | 0.48 |
| 8 | 3 | 93.41 | 0.12 |
| 8 | 4 | 93.21 | -0.08 |
| 8 | 5 | 93.25 | -0.04 |
| 8 | 6 | 92.52 | -0.77 |
| 8 | 7 | 93.55 | 0.26 |
| 8 | 8 | 93.25 | -0.04 |
| 8 | 9 | 93.18 | -0.11 |
| 8 | 10 | 93.14 | -0.15 |

**Std. Dev.** 0.15
**% CV** 0.16

**Tip # 6**
**Mean** 91.70
**Std. Dev.** 0.49
**% CV** 0.54

**Tip # 7**
**Mean** 91.57
**Std. Dev.** 0.78
**% CV** 0.85

**Tip # 8**
**Mean** 93.29
**Std. Dev.** 0.34
**% CV** 0.37

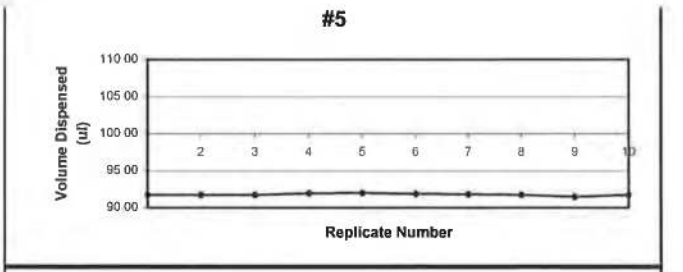


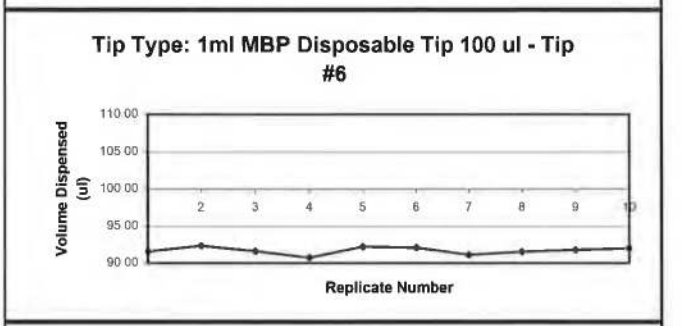


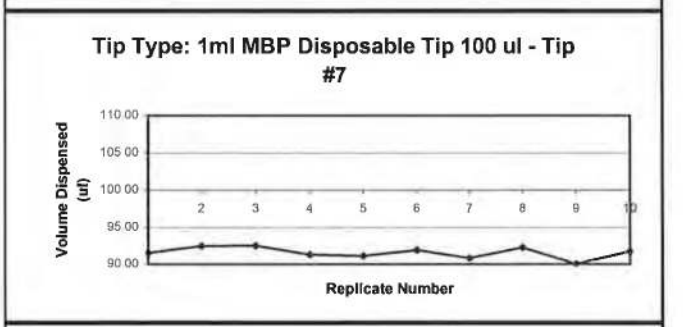





Comment: 1mL Conductive MBP Tips, Water WasteMode (23.0C) Slope1&0offset@ 100uL rpt. 24072007

## Balance Test Results

Case Work

Model: MPII HT EX
Serial Number: DG1005
WinPrep Version: 1.22.0252
Date: 07/24/07
Technician: GSL

Tip Type: 1ml MBP Disposable Tip
Disposable Tip Lot #: 543404
Sample Type: Nanopure Water
Sample Density (g/ml): 0.997538
System Liquid: Nanopure Water

| Across tips | |
|---|---|
| Mean | 380.23 |
| Std. Dev. | 1.40 |
| %CV | 0.37 |
| % Inaccuracy | 4.9 |

Performance File: WaterWaste 1ml DT_QHSS Slope1&0Offset11072007.prf
Requested Volume (ul): 400
C:\Packard\MultiPROBE\bin\Balance\BAL-DG1005-400ul-400ul-Run2

| Tip # | Repl # | Dsp. Wt. | # Std from Mean |
|---|---|---|---|
| 1 | 1 | 377.30 | -2.10 |
| 1 | 2 | 380.40 | 1.00 |
| 1 | 3 | 380.88 | 1.48 |
| 1 | 4 | 378.12 | -1.28 |
| 1 | 5 | 377.48 | -1.92 |
| 1 | 6 | 380.61 | 1.21 |
| 1 | 7 | 380.73 | 1.33 |
| 1 | 8 | 380.84 | 1.44 |
| 1 | 9 | 377.32 | -2.08 |
| 1 | 10 | 380.34 | 0.94 |
| 2 | 1 | 378.19 | -1.49 |
| 2 | 2 | 379.94 | 0.26 |
| 2 | 3 | 379.89 | 0.21 |
| 2 | 4 | 379.81 | 0.13 |
| 2 | 5 | 379.67 | -0.01 |
| 2 | 6 | 380.29 | 0.61 |
| 2 | 7 | 379.65 | -0.03 |
| 2 | 8 | 379.45 | -0.23 |
| 2 | 9 | 379.55 | -0.13 |
| 2 | 10 | 380.38 | 0.70 |
| 3 | 1 | 381.51 | 1.13 |
| 3 | 2 | 380.76 | 0.38 |
| 3 | 3 | 378.27 | -2.11 |
| 3 | 4 | 381.07 | 0.69 |
| 3 | 5 | 378.49 | -1.89 |
| 3 | 6 | 382.44 | 2.06 |
| 3 | 7 | 378.80 | -1.58 |
| 3 | 8 | 381.70 | 1.32 |
| 3 | 9 | 379.15 | -1.23 |
| 3 | 10 | 381.61 | 1.23 |
| 4 | 1 | 380.56 | -0.19 |
| 4 | 2 | 380.60 | -0.15 |
| 4 | 3 | 380.65 | -0.11 |
| 4 | 4 | 380.43 | -0.32 |
| 4 | 5 | 380.26 | -0.50 |
| 4 | 6 | 381.13 | 0.38 |
| 4 | 7 | 380.67 | -0.08 |
| 4 | 8 | 380.85 | 0.10 |
| 4 | 9 | 381.47 | 0.72 |
| 4 | 10 | 380.93 | 0.18 |
| 5 | 1 | 378.27 | -0.97 |
| 5 | 2 | 378.42 | -0.82 |

**Tip # 1**

| | |
|---|---|
| Mean | 379.40 |
| Std. Dev. | 1.61 |
| % CV | 0.43 |

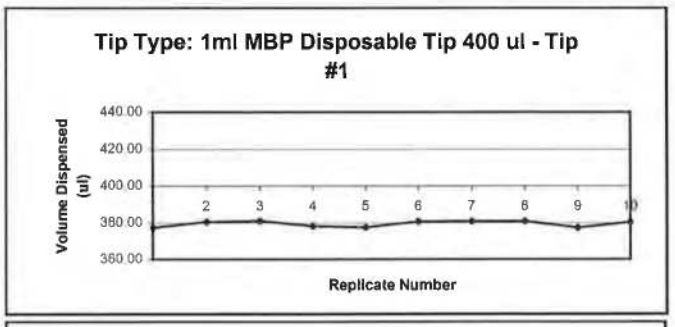


**Tip # 2**

| | |
|---|---|
| Mean | 379.68 |
| Std. Dev. | 0.60 |
| % CV | 0.16 |

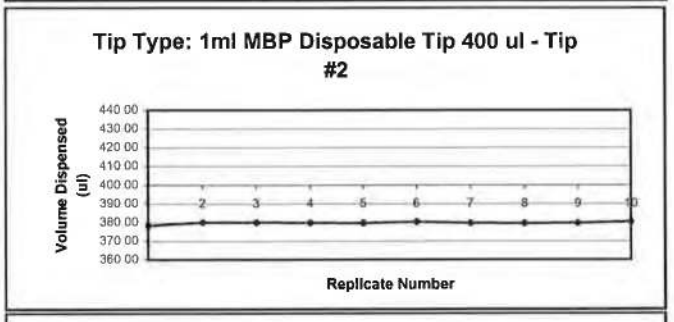


**Tip # 3**

| | |
|---|---|
| Mean | 380.38 |
| Std. Dev. | 1.54 |
| % CV | 0.41 |

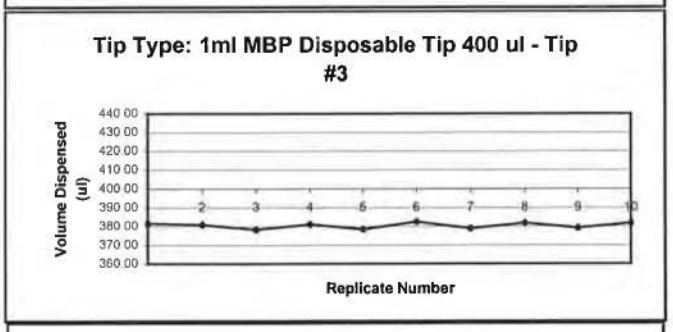


**Tip # 4**

| | |
|---|---|
| Mean | 380.76 |
| Std. Dev. | 0.35 |
| % CV | 0.09 |

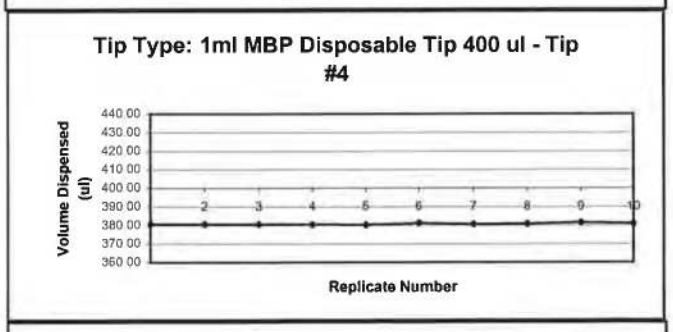


**Tip # 5**

| | |
|---|---|
| Mean | 379.24 |



| | | | |
|---|---|---|---|
| 5 | 3 | 380.75 | 1.51 |
| 5 | 4 | 378.16 | -1.08 |
| 5 | 5 | 380.63 | 1.39 |
| 5 | 6 | 381.55 | 2.31 |
| 5 | 7 | 381.13 | 1.89 |
| 5 | 8 | 379.69 | 0.45 |
| 5 | 9 | 377.00 | -2.24 |
| 5 | 10 | 376.80 | -2.44 |
| 6 | 1 | 380.62 | 0.79 |
| 6 | 2 | 380.32 | 0.49 |
| 6 | 3 | 379.52 | -0.31 |
| 6 | 4 | 379.52 | -0.31 |
| 6 | 5 | 379.16 | -0.67 |
| 6 | 6 | 380.03 | 0.20 |
| 6 | 7 | 380.86 | 1.03 |
| 6 | 8 | 379.98 | 0.15 |
| 6 | 9 | 379.62 | -0.21 |
| 6 | 10 | 378.67 | -1.16 |
| 7 | 1 | 380.84 | 0.20 |
| 7 | 2 | 380.99 | 0.35 |
| 7 | 3 | 380.80 | 0.16 |
| 7 | 4 | 380.93 | 0.29 |
| 7 | 5 | 380.74 | 0.10 |
| 7 | 6 | 381.69 | 1.05 |
| 7 | 7 | 381.47 | 0.83 |
| 7 | 8 | 381.24 | 0.60 |
| 7 | 9 | 378.35 | -2.29 |
| 7 | 10 | 379.39 | -1.25 |
| 8 | 1 | 380.27 | -1.62 |
| 8 | 2 | 382.46 | 0.57 |
| 8 | 3 | 382.52 | 0.63 |
| 8 | 4 | 381.84 | -0.05 |
| 8 | 5 | 382.06 | 0.17 |
| 8 | 6 | 383.52 | 1.63 |
| 8 | 7 | 381.31 | -0.58 |
| 8 | 8 | 382.80 | 0.91 |
| 8 | 9 | 382.42 | 0.53 |
| 8 | 10 | 379.67 | -2.22 |

**Std. Dev.** 1.73
**% CV** 0.46

**Tip # 6**

**Mean** 379.83
**Std. Dev.** 0.67
**% CV** 0.18

**Tip # 7**

**Mean** 380.64
**Std. Dev.** 1.01
**% CV** 0.27

**Tip # 8**

**Mean** 381.89
**Std. Dev.** 1.17
**% CV** 0.31

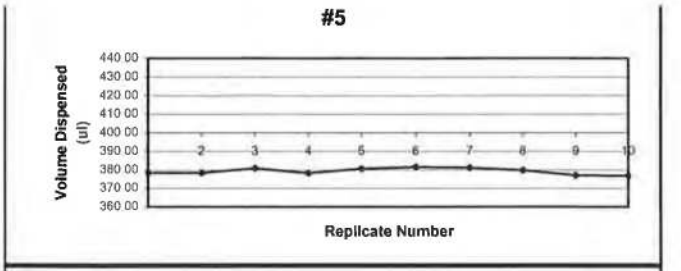


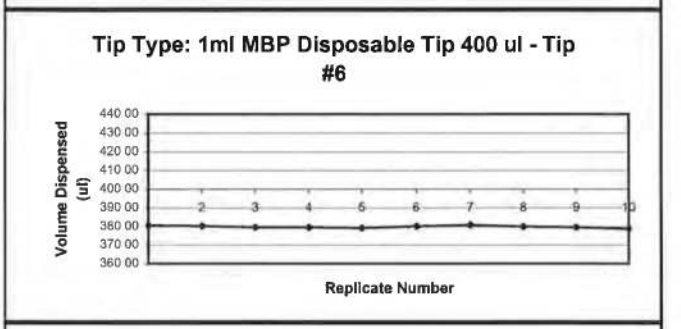


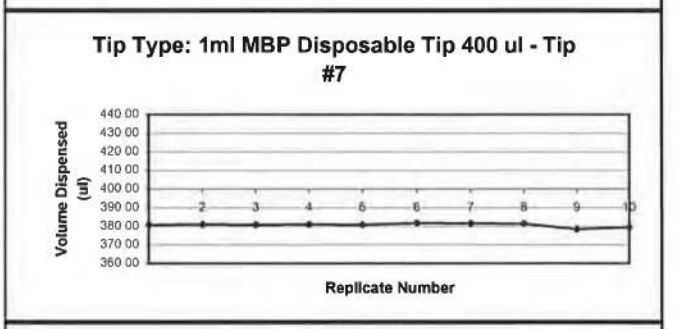


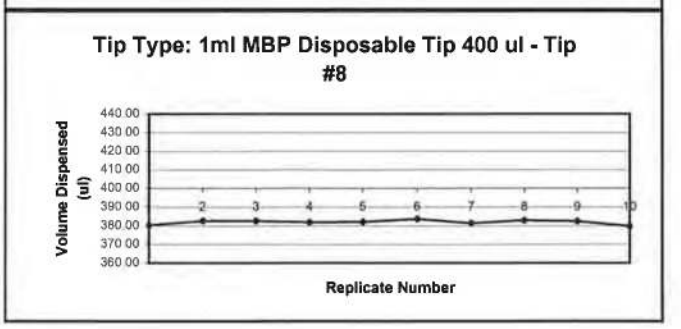


Comment: 1mL Conductive MBP Tips, Water WasteMode (23.0C) Slope1&0offset@ 400uL rpt. 24072007

## Balance Test Results

Case work

Model: MPII HT EX
Serial Number: DG1005
WinPrep Version: 1.22.0252
Date: 07/24/07
Technician: GSL

Tip Type: 1ml MBP Disposable Tip
Disposable Tip Lot #: 543404
Sample Type: Nanopure Water
Sample Density (g/ml): 0.997538
System Liquid: Nanopure Water

| Across tips | |
|---|---|
| Mean | 664.84 |
| Std. Dev. | 2.80 |
| %CV | 0.42 |
| % Inaccuracy | 5.0 |

Performance File: WaterWaste 1ml DT_QHSS Slope1&0Offset11072007.prf
Requested Volume (ul): 700
C:\Packard\MultiPROBE\bin\Balance\BAL-DG1005-700ul-0ul-Run10

| Tip # | Repl # | Dsp. Wt. | # Std from Mean |
|---|---|---|---|
| 1 | 1 | 665.60 | 0.08 |
| 1 | 2 | 663.90 | -1.62 |
| 1 | 3 | 665.30 | -0.22 |
| 1 | 4 | 664.80 | -0.72 |
| 1 | 5 | 665.20 | -0.32 |
| 1 | 6 | 666.71 | 1.19 |
| 1 | 7 | 667.01 | 1.49 |
| 1 | 8 | 665.60 | 0.08 |
| 1 | 9 | 666.00 | 0.48 |
| 1 | 10 | 665.10 | -0.42 |
| 2 | 1 | 659.96 | 0.11 |
| 2 | 2 | 660.35 | 0.50 |
| 2 | 3 | 660.51 | 0.66 |
| 2 | 4 | 659.65 | -0.20 |
| 2 | 5 | 661.49 | 1.64 |
| 2 | 6 | 661.29 | 1.44 |
| 2 | 7 | 656.38 | -3.47 |
| 2 | 8 | 658.18 | -1.67 |
| 2 | 9 | 659.79 | -0.06 |
| 2 | 10 | 660.89 | 1.04 |
| 3 | 1 | 668.46 | 1.78 |
| 3 | 2 | 668.76 | 2.08 |
| 3 | 3 | 667.69 | 1.01 |
| 3 | 4 | 667.99 | 1.31 |
| 3 | 5 | 666.71 | 0.03 |
| 3 | 6 | 666.10 | -0.58 |
| 3 | 7 | 664.10 | -2.58 |
| 3 | 8 | 664.60 | -2.08 |
| 3 | 9 | 666.00 | -0.68 |
| 3 | 10 | 666.40 | -0.28 |
| 4 | 1 | 666.77 | 2.59 |
| 4 | 2 | 664.40 | 0.22 |
| 4 | 3 | 665.35 | 1.17 |
| 4 | 4 | 665.82 | 1.64 |
| 4 | 5 | 664.85 | 0.67 |
| 4 | 6 | 661.99 | -2.19 |
| 4 | 7 | 663.70 | -0.48 |
| 4 | 8 | 663.90 | -0.28 |
| 4 | 9 | 661.59 | -2.59 |
| 4 | 10 | 663.40 | -0.78 |
| 5 | 1 | 666.03 | 1.15 |
| 5 | 2 | 665.88 | 1.00 |

**Tip # 1**

| | |
|---|---|
| Mean | 665.52 |
| Std. Dev. | 0.90 |
| % CV | 0.14 |

**Tip # 2**

| | |
|---|---|
| Mean | 659.85 |
| Std. Dev. | 1.54 |
| % CV | 0.23 |

**Tip # 3**

| | |
|---|---|
| Mean | 666.68 |
| Std. Dev. | 1.57 |
| % CV | 0.24 |

**Tip # 4**

| | |
|---|---|
| Mean | 664.18 |
| Std. Dev. | 1.62 |
| % CV | 0.24 |

**Tip # 5**

| | |
|---|---|
| Mean | 664.88 |

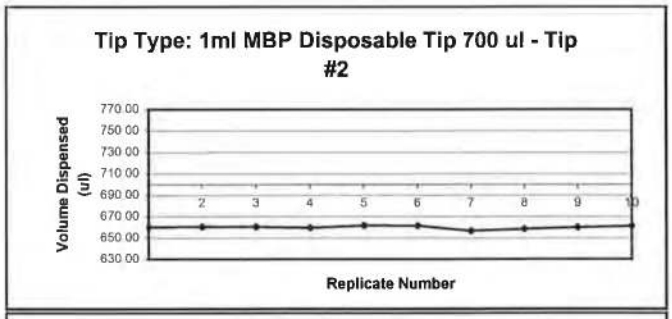


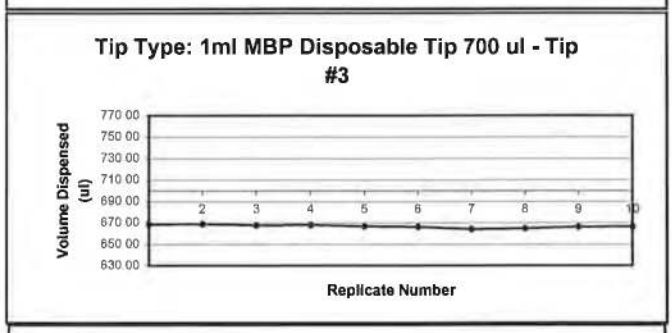


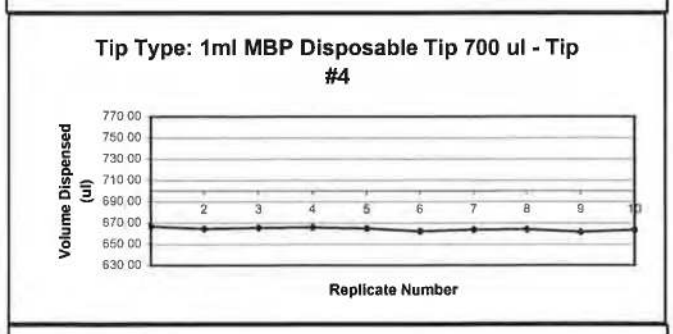




| | | | | | |
|---|---|---|---|---|---|
| 5 | 3 | 665.54 | 0.66 | Std. Dev. | 1.55 |
| 5 | 4 | 666.90 | 2.02 | % CV | 0.23 |
| 5 | 5 | 665.57 | 0.69 | | |
| 5 | 6 | 665.00 | 0.12 | | |
| 5 | 7 | 663.60 | -1.28 | | |
| 5 | 8 | 661.89 | -2.99 | | |
| 5 | 9 | 663.00 | -1.88 | | |
| 5 | 10 | 665.40 | 0.52 | | |
| 6 | 1 | 664.59 | 0.51 | Tip # 6 | |
| 6 | 2 | 665.59 | 1.51 | Mean | 664.08 |
| 6 | 3 | 665.18 | 1.10 | Std. Dev. | 1.24 |
| 6 | 4 | 664.51 | 0.43 | % CV | 0.19 |
| 6 | 5 | 664.83 | 0.75 | | |
| 6 | 6 | 664.90 | 0.82 | | |
| 6 | 7 | 663.40 | -0.68 | | |
| 6 | 8 | 663.20 | -0.88 | | |
| 6 | 9 | 663.00 | -1.08 | | |
| 6 | 10 | 661.59 | -2.49 | | |
| 7 | 1 | 670.44 | 1.92 | Tip # 7 | |
| 7 | 2 | 669.46 | 0.94 | Mean | 668.52 |
| 7 | 3 | 670.03 | 1.51 | Std. Dev. | 1.76 |
| 7 | 4 | 670.12 | 1.60 | % CV | 0.26 |
| 7 | 5 | 669.86 | 1.34 | | |
| 7 | 6 | 667.61 | -0.91 | | |
| 7 | 7 | 665.10 | -3.42 | | |
| 7 | 8 | 668.41 | -0.11 | | |
| 7 | 9 | 667.11 | -1.41 | | |
| 7 | 10 | 667.01 | -1.51 | | |
| 8 | 1 | 666.34 | 1.33 | Tip # 8 | |
| 8 | 2 | 666.94 | 1.93 | Mean | 665.01 |
| 8 | 3 | 666.98 | 1.97 | Std. Dev. | 2.29 |
| 8 | 4 | 660.09 | -4.92 | % CV | 0.34 |
| 8 | 5 | 666.91 | 1.90 | | |
| 8 | 6 | 666.71 | 1.70 | | |
| 8 | 7 | 663.40 | -1.61 | | |
| 8 | 8 | 663.00 | -2.01 | | |
| 8 | 9 | 664.30 | -0.71 | | |
| 8 | 10 | 665.40 | 0.39 | | |

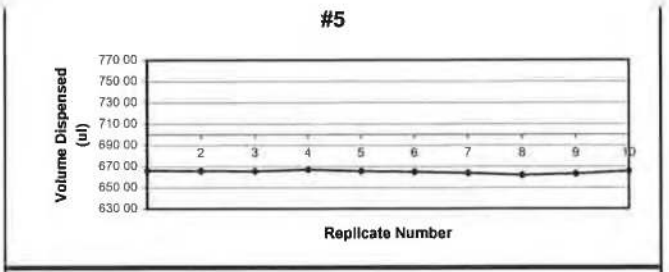


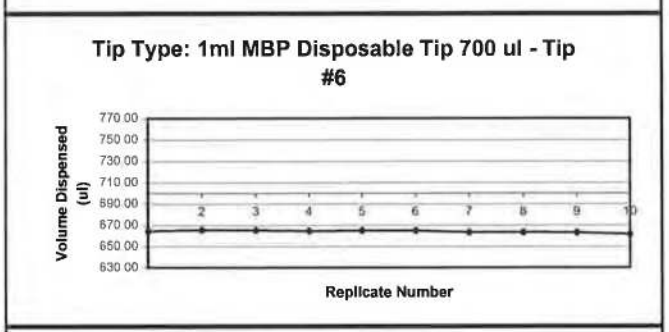


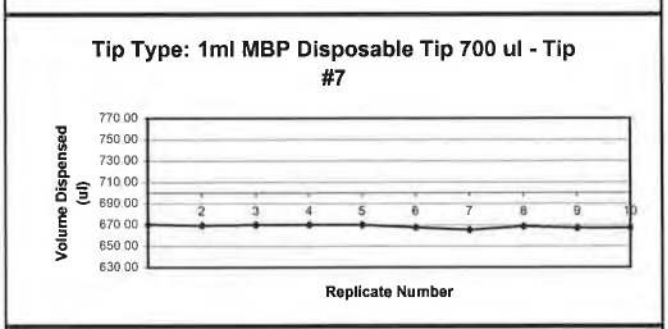


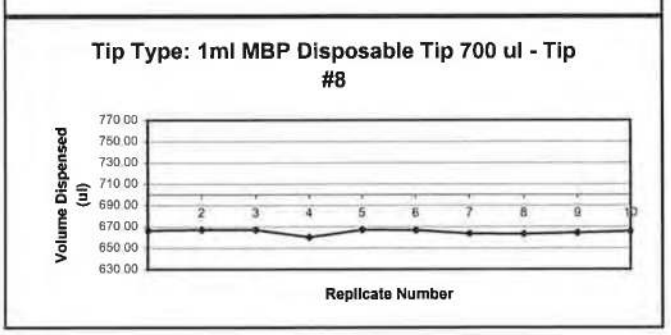


Comment: 1mL Conductive MBP Tips, Water WasteMode (23.0C) Slope1&0offset@ 700uL rpt. 24072007

Casework

## Balance Test Results

Model: MPII HT EX
Serial Number: DG1005
WinPrep Version: 1.22.0252
Date: 07/11/07
Technician: GSL

Tip Type: 1ml MBP Disposable Tip
Disposable Tip Lot #: 543404
Sample Type: Nanopure Water
Sample Density (g/ml): 0.997442
System Liquid: Nanopure Water

| Across tips | |
|---|---|
| Mean | 952.01 |
| Std. Dev. | 7.32 |
| %CV | 0.77 |
| % Inaccuracy | 4.8 |

Performance File: WaterWaste 1ml DT_QHSS Slope1&0Offset11072007.prf
Requested Volume (ul): 1000
C:\Packard\MultiPROBE\bin\Balance\BAL-DG1005-1000ul-1000ul-Run6

| Tip # | Repl # | Dsp. Wt. | # Std from Mean |
|---|---|---|---|
| 1 | 1 | 957.35 | 1.03 |
| 1 | 2 | 956.15 | -0.17 |
| 1 | 3 | 955.44 | -0.88 |
| 1 | 4 | 955.64 | -0.68 |
| 1 | 5 | 956.45 | 0.13 |
| 1 | 6 | 957.75 | 1.43 |
| 1 | 7 | 955.24 | -1.08 |
| 1 | 8 | 955.95 | -0.37 |
| 1 | 9 | 956.05 | -0.27 |
| 1 | 10 | 957.15 | 0.83 |
| 2 | 1 | 931.08 | -4.00 |
| 2 | 2 | 932.89 | -2.19 |
| 2 | 3 | 934.59 | -0.49 |
| 2 | 4 | 934.29 | -0.79 |
| 2 | 5 | 935.79 | 0.71 |
| 2 | 6 | 934.19 | -0.89 |
| 2 | 7 | 937.70 | 2.62 |
| 2 | 8 | 937.10 | 2.02 |
| 2 | 9 | 937.30 | 2.22 |
| 2 | 10 | 935.89 | 0.81 |
| 3 | 1 | 956.85 | -0.62 |
| 3 | 2 | 957.35 | -0.12 |
| 3 | 3 | 956.75 | -0.72 |
| 3 | 4 | 960.46 | 2.99 |
| 3 | 5 | 958.55 | 1.08 |
| 3 | 6 | 957.45 | -0.02 |
| 3 | 7 | 956.25 | -1.22 |
| 3 | 8 | 956.95 | -0.52 |
| 3 | 9 | 957.05 | -0.42 |
| 3 | 10 | 957.05 | -0.42 |
| 4 | 1 | 953.94 | 0.81 |
| 4 | 2 | 954.04 | 0.91 |
| 4 | 3 | 954.14 | 1.01 |
| 4 | 4 | 954.14 | 1.01 |
| 4 | 5 | 953.74 | 0.61 |
| 4 | 6 | 952.44 | -0.69 |
| 4 | 7 | 953.44 | 0.31 |
| 4 | 8 | 951.63 | -1.50 |
| 4 | 9 | 951.13 | -2.00 |
| 4 | 10 | 952.64 | -0.49 |
| 5 | 1 | 955.04 | 0.48 |
| 5 | 2 | 955.44 | 0.88 |

**Tip # 1**

| | |
|---|---|
| Mean | 956.32 |
| Std. Dev. | 0.85 |
| % CV | 0.09 |

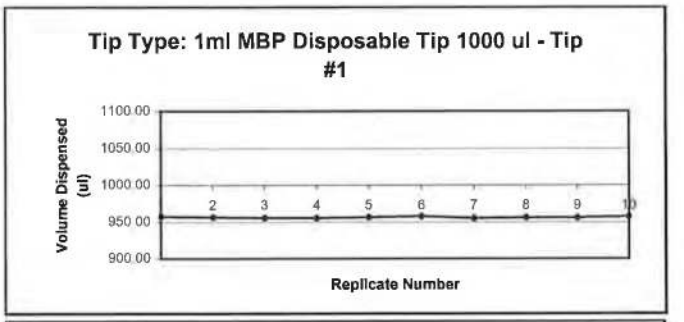


**Tip # 2**

| | |
|---|---|
| Mean | 935.08 |
| Std. Dev. | 2.09 |
| % CV | 0.22 |




**Tip # 3**

| | |
|---|---|
| Mean | 957.47 |
| Std. Dev. | 1.21 |
| % CV | 0.13 |




**Tip # 4**

| | |
|---|---|
| Mean | 953.13 |
| Std. Dev. | 1.10 |
| % CV | 0.12 |

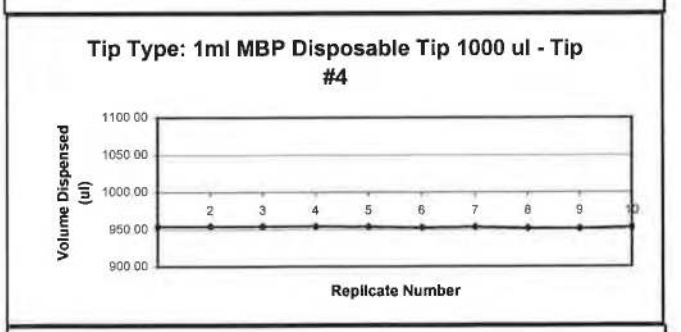


**Tip # 5**

| | |
|---|---|
| Mean | 954.56 |



| | | | | | |
|---|---|---|---|---|---|
| 5 | 3 | 955.34 | 0.78 | Std. Dev. | 1.17 |
| 5 | 4 | 956.15 | 1.59 | % CV | 0.12 |
| 5 | 5 | 955.34 | 0.78 | | |
| 5 | 6 | 955.04 | 0.48 | | |
| 5 | 7 | 953.14 | -1.42 | | |
| 5 | 8 | 953.64 | -0.92 | | |
| 5 | 9 | 952.54 | -2.02 | | |
| 5 | 10 | 953.94 | -0.62 | | |
| 6 | 1 | 955.14 | 2.06 | Tip # 6 | |
| 6 | 2 | 952.74 | -0.34 | Mean | 953.08 |
| 6 | 3 | 953.84 | 0.76 | Std. Dev. | 1.53 |
| 6 | 4 | 955.74 | 2.66 | % CV | 0.16 |
| 6 | 5 | 954.14 | 1.06 | | |
| 6 | 6 | 952.04 | -1.04 | | |
| 6 | 7 | 951.94 | -1.14 | | |
| 6 | 8 | 951.63 | -1.45 | | |
| 6 | 9 | 951.83 | -1.25 | | |
| 6 | 10 | 951.73 | -1.35 | | |
| 7 | 1 | 959.25 | 1.09 | Tip # 7 | |
| 7 | 2 | 958.65 | 0.49 | Mean | 958.16 |
| 7 | 3 | 959.96 | 1.80 | Std. Dev. | 1.01 |
| 7 | 4 | 957.95 | -0.21 | % CV | 0.11 |
| 7 | 5 | 957.75 | -0.41 | | |
| 7 | 6 | 958.85 | 0.69 | | |
| 7 | 7 | 957.65 | -0.51 | | |
| 7 | 8 | 957.65 | -0.51 | | |
| 7 | 9 | 957.35 | -0.81 | | |
| 7 | 10 | 956.55 | -1.61 | | |
| 8 | 1 | 939.10 | -9.16 | Tip # 8 | |
| 8 | 2 | 949.33 | 1.07 | Mean | 948.26 |
| 8 | 3 | 949.93 | 1.67 | Std. Dev. | 4.28 |
| 8 | 4 | 942.51 | -5.75 | % CV | 0.45 |
| 8 | 5 | 952.94 | 4.68 | | |
| 8 | 6 | 952.64 | 4.38 | | |
| 8 | 7 | 949.13 | 0.87 | | |
| 8 | 8 | 949.43 | 1.17 | | |
| 8 | 9 | 948.83 | 0.57 | | |
| 8 | 10 | 948.73 | 0.47 | | |

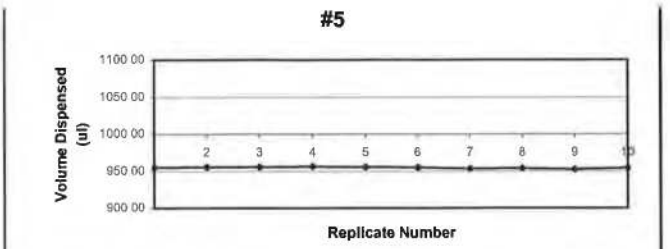





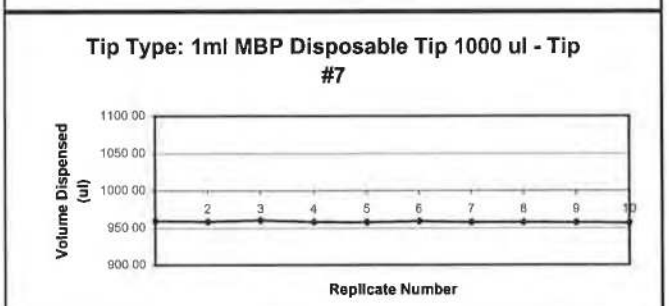





Comment: 1mL Conductive MBP Tips, Water WasteMode (23.4C) Slope1&0offset@ 1000uL_ 11072007

Gravimetric Assessment CW Extraction 1mL MBP Conductive Sterile Hanging Tips - WASTE mode 25072007

| Expected X | Observed (mean) Y |
|---|---|
| 1000 | 952.01 |
| 700 | 664.84 |
| 400 | 380.23 |
| 100 | 91.89 |

| | |
|---|---|
| Slope | 0.95499 |
| Offset | -3.002 |
| R2 | 0.999994346 |

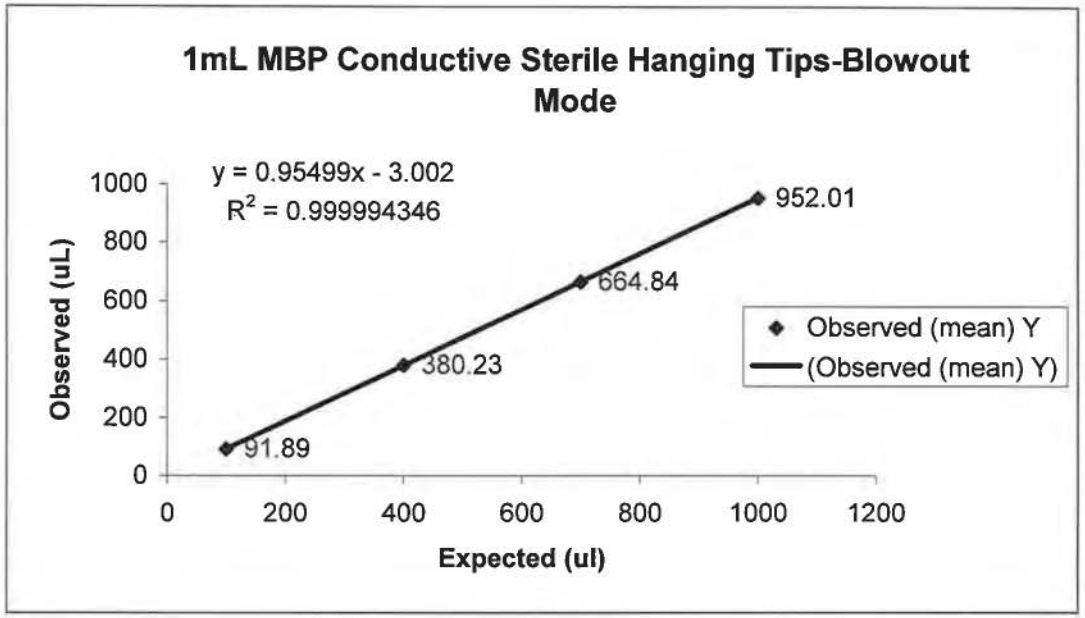


Gravimetric Assessment CW Extraction 1mL MBP Conductive Sterile Hanging Tips - WASTE mode_ 25072007

New slope & offset
Testing 100 µL

## Balance Test Results

Model: MPII HT EX
Serial Number: DG1005
WinPrep Version: 1.22.0252
Date: 07/25/07
Technician: BG

Tip Type: Other
Disposable Tip Lot #: 543404
Sample Type: Nanopure Water
Sample Density (g/ml): 0.997418
System Liquid: Nanopure Water

| Across tips | |
|---|---|
| Mean | 99.48 |
| Std. Dev. | 0.97 |
| %CV | 0.98 |
| % Inaccuracy | 0.5 |

Performance File: WaterWaste 1ml DT_FW 25072007.prf
Requested Volume (ul): 100
C:\Packard\MultiPROBE\bin\Balance\BAL-DG1005-100ul-100ul-Run5

| Tip # | Repl # | Dsp. Wt. | # Std from Mean |
|---|---|---|---|
| 1 | 1 | 99.16 | -0.30 |
| 1 | 2 | 99.46 | 0.00 |
| 1 | 3 | 99.36 | -0.10 |
| 1 | 4 | 99.56 | 0.10 |
| 1 | 5 | 99.76 | 0.30 |
| 1 | 6 | | -99.46 |
| 1 | 7 | | -99.46 |
| 1 | 8 | | -99.46 |
| 1 | 9 | | -99.46 |
| 1 | 10 | | -99.46 |
| 2 | 1 | 99.16 | 0.20 |
| 2 | 2 | 98.25 | -0.71 |
| 2 | 3 | 97.85 | -1.11 |
| 2 | 4 | 99.66 | 0.70 |
| 2 | 5 | 99.86 | 0.90 |
| 2 | 6 | | -98.96 |
| 2 | 7 | | -98.96 |
| 2 | 8 | | -98.96 |
| 2 | 9 | | -98.96 |
| 2 | 10 | | -98.96 |
| 3 | 1 | 98.86 | -0.22 |
| 3 | 2 | 99.26 | 0.18 |
| 3 | 3 | 98.35 | -0.73 |
| 3 | 4 | 99.96 | 0.88 |
| 3 | 5 | 98.96 | -0.12 |
| 3 | 6 | | -99.08 |
| 3 | 7 | | -99.08 |
| 3 | 8 | | -99.08 |
| 3 | 9 | | -99.08 |
| 3 | 10 | | -99.08 |
| 4 | 1 | 99.26 | -0.10 |
| 4 | 2 | 99.26 | -0.10 |
| 4 | 3 | 99.16 | -0.20 |
| 4 | 4 | 99.56 | 0.20 |
| 4 | 5 | 99.56 | 0.20 |
| 4 | 6 | | -99.36 |
| 4 | 7 | | -99.36 |
| 4 | 8 | | -99.36 |
| 4 | 9 | | -99.36 |
| 4 | 10 | | -99.36 |
| 5 | 1 | 99.16 | -0.12 |
| 5 | 2 | 99.16 | -0.12 |

**Tip # 1**
Mean 99.46
Std. Dev. 0.22
% CV 0.22

**Tip # 2**
Mean 98.96
Std. Dev. 0.88
% CV 0.89

**Tip # 3**
Mean 99.08
Std. Dev. 0.59
% CV 0.60

**Tip # 4**
Mean 99.36
Std. Dev. 0.19
% CV 0.19

**Tip # 5**
Mean 99.28




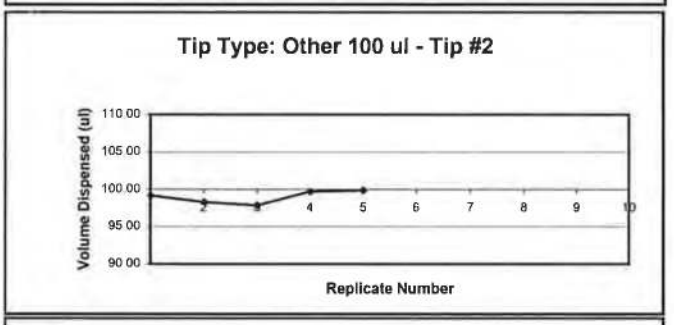


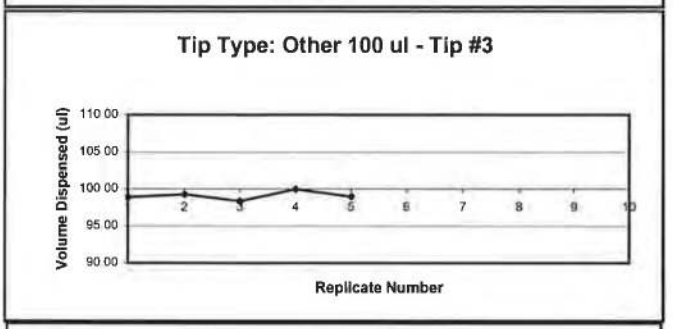


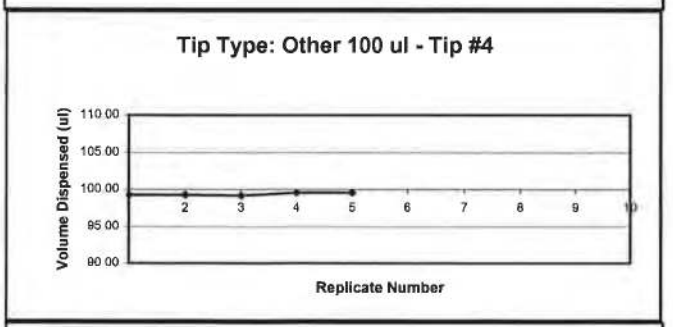




| | | | | | |
|---|---|---|---|---|---|
| 5 | 3 | 98.96 | -0.32 | Std. Dev. | 0.28 |
| 5 | 4 | 99.66 | 0.38 | % CV | 0.28 |
| 5 | 5 | 99.46 | 0.18 | | |
| 5 | 6 | | -99.28 | | |
| 5 | 7 | | -99.28 | | |
| 5 | 8 | | -99.28 | | |
| 5 | 9 | | -99.28 | | |
| 5 | 10 | | -99.28 | | |
| 6 | 1 | 99.16 | -0.34 | Tip # 6 | |
| 6 | 2 | 99.66 | 0.16 | Mean | 99.50 |
| 6 | 3 | 98.96 | -0.54 | Std. Dev. | 0.42 |
| 6 | 4 | 99.86 | 0.36 | % CV | 0.42 |
| 6 | 5 | 99.86 | 0.36 | | |
| 6 | 6 | | -99.50 | | |
| 6 | 7 | | -99.50 | | |
| 6 | 8 | | -99.50 | | |
| 6 | 9 | | -99.50 | | |
| 6 | 10 | | -99.50 | | |
| 7 | 1 | 99.36 | 0.62 | Tip # 7 | |
| 7 | 2 | 98.86 | 0.12 | Mean | 98.74 |
| 7 | 3 | 97.55 | -1.19 | Std. Dev. | 0.72 |
| 7 | 4 | 98.65 | -0.09 | % CV | 0.73 |
| 7 | 5 | 99.26 | 0.52 | | |
| 7 | 6 | | -98.74 | | |
| 7 | 7 | | -98.74 | | |
| 7 | 8 | | -98.74 | | |
| 7 | 9 | | -98.74 | | |
| 7 | 10 | | -98.74 | | |
| 8 | 1 | 99.56 | -1.88 | Tip # 8 | |
| 8 | 2 | 101.86 | 0.42 | Mean | 101.44 |
| 8 | 3 | 101.86 | 0.42 | Std. Dev. | 1.07 |
| 8 | 4 | 102.26 | 0.82 | % CV | 1.06 |
| 8 | 5 | 101.66 | 0.22 | | |
| 8 | 6 | | -101.44 | | |
| 8 | 7 | | -101.44 | | |
| 8 | 8 | | -101.44 | | |
| 8 | 9 | | -101.44 | | |
| 8 | 10 | | -101.44 | | |




Tip Type: Other 100 ul - Tip #6




Tip Type: Other 100 ul - Tip #7

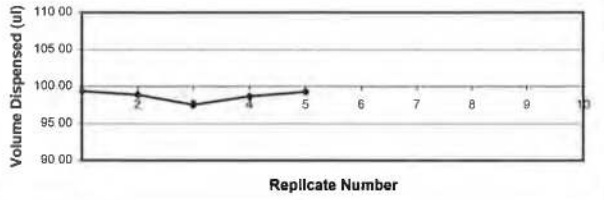


Tip Type: Other 100 ul - Tip #8




Comment: 1mL Conductive MBP Tips, Water WasteMode (23.5C) New Slope and Offset Low @ 100uL 25072007

Retest syringe 2 (tip rote 2)

## Balance Test Results

Model: MPII HT EX
Serial Number: DG1005
WinPrep Version: 1.22.0252
Date: 07/25/07
Technician: BG

Tip Type: Other
Disposable Tip Lot #: 543404
Sample Type: Nanopure Water
Sample Density (g/ml): 0.997418
System Liquid: Nanopure Water

| Across tips | |
|---|---|
| Mean | 983.50 |
| Std. Dev. | 1.38 |
| %CV | 0.14 |
| % Inaccuracy | 1.6 |

Performance File: WaterWaste 1ml DT_FW 25072007.prf
Requested Volume (ul): 1000
C:\Packard\MultiPROBE\bin\Balance\BAL-DG1005-1000ul-1000ul-Run9

| Tip # | Repl # | Dsp. Wt. | # Std from Mean |
|---|---|---|---|
| 1 | 1 | | #DIV/0! |
| 1 | 2 | | #DIV/0! |
| 1 | 3 | | #DIV/0! |
| 1 | 4 | | #DIV/0! |
| 1 | 5 | | #DIV/0! |
| 1 | 6 | | #DIV/0! |
| 1 | 7 | | #DIV/0! |
| 1 | 8 | | #DIV/0! |
| 1 | 9 | | #DIV/0! |
| 1 | 10 | | #DIV/0! |
| 2 | 1 | 985.85 | 2.35 |
| 2 | 2 | 982.84 | -0.66 |
| 2 | 3 | 982.34 | -1.16 |
| 2 | 4 | 983.54 | 0.04 |
| 2 | 5 | 982.94 | -0.56 |
| 2 | 6 | | -983.50 |
| 2 | 7 | | -983.50 |
| 2 | 8 | | -983.50 |
| 2 | 9 | | -983.50 |
| 2 | 10 | | -983.50 |

**Tip # 1**

| | |
|---|---|
| Mean | #DIV/0! |
| Std. Dev. | #DIV/0! |
| % CV | #DIV/0! |

**Tip # 2**

| | |
|---|---|
| Mean | 983.50 |
| Std. Dev. | 1.38 |
| % CV | 0.14 |




Comment: 1mL Conductive MBP Tips, Water WasteMode (23.5C) New Slope and Offset High @ 1000uL rpt tip 2 2

New slope & offset
Testing 1 mL

## Balance Test Results

Model: MPII HT EX
Serial Number: DG1005
WinPrep Version: 1.22.0252
Date: 07/25/07
Technician: BG

Tip Type: Other
Disposable Tip Lot #: 543404
Sample Type: Nanopure Water
Sample Density (g/ml): 0.997369
System Liquid: Nanopure Water

| Across tips | |
|---|---|
| Mean | 1003.61 |
| Std. Dev. | 8.80 |
| %CV | 0.88 |
| % Inaccuracy | 0.4 |

Performance File: WaterWaste 1ml DT_FW 25072007.prf
Requested Volume (ul): 1000
C:\Packard\MultiPROBE\bin\Balance\BAL-DG1005-1000ul-1000ul-Run7

| Tip # | Repl # | Dsp. Wt. | # Std from Mean |
|---|---|---|---|
| 1 | 1 | 1003.62 | -3.82 |
| 1 | 2 | 1005.79 | -1.65 |
| 1 | 3 | 1005.73 | -1.71 |
| 1 | 4 | 1011.08 | 3.64 |
| 1 | 5 | 1010.99 | 3.55 |
| 1 | 6 | | -1007.44 |
| 1 | 7 | | -1007.44 |
| 1 | 8 | | -1007.44 |
| 1 | 9 | | -1007.44 |
| 1 | 10 | | -1007.44 |
| 2 | 1 | 981.40 | -0.90 |
| 2 | 2 | 981.18 | -1.12 |
| 2 | 3 | 979.72 | -2.58 |
| 2 | 4 | 985.21 | 2.91 |
| 2 | 5 | 983.99 | 1.69 |
| 2 | 6 | | -982.30 |
| 2 | 7 | | -982.30 |
| 2 | 8 | | -982.30 |
| 2 | 9 | | -982.30 |
| 2 | 10 | | -982.30 |
| 3 | 1 | 1005.86 | -2.50 |
| 3 | 2 | 1006.41 | -1.95 |
| 3 | 3 | 1006.80 | -1.56 |
| 3 | 4 | 1012.21 | 3.85 |
| 3 | 5 | 1010.54 | 2.18 |
| 3 | 6 | | -1008.36 |
| 3 | 7 | | -1008.36 |
| 3 | 8 | | -1008.36 |
| 3 | 9 | | -1008.36 |
| 3 | 10 | | -1008.36 |
| 4 | 1 | 1002.85 | -0.88 |
| 4 | 2 | 1002.89 | -0.84 |
| 4 | 3 | 1001.69 | -2.04 |
| 4 | 4 | 1006.46 | 2.73 |
| 4 | 5 | 1004.78 | 1.05 |
| 4 | 6 | | -1003.73 |
| 4 | 7 | | -1003.73 |
| 4 | 8 | | -1003.73 |
| 4 | 9 | | -1003.73 |
| 4 | 10 | | -1003.73 |
| 5 | 1 | 1005.07 | -0.14 |
| 5 | 2 | 1004.56 | -0.65 |

**Tip # 1**

| | |
|---|---|
| Mean | 1007.44 |
| Std. Dev. | 3.39 |
| % CV | 0.34 |

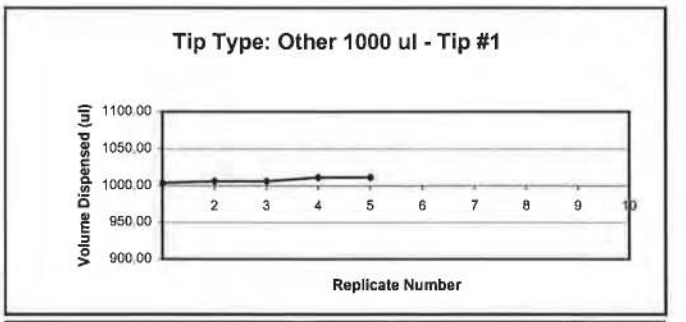


**Tip # 2**

| | |
|---|---|
| Mean | 982.30 |
| Std. Dev. | 2.24 |
| % CV | 0.23 |




**Tip # 3**

| | |
|---|---|
| Mean | 1008.36 |
| Std. Dev. | 2.83 |
| % CV | 0.28 |




**Tip # 4**

| | |
|---|---|
| Mean | 1003.73 |
| Std. Dev. | 1.88 |
| % CV | 0.19 |

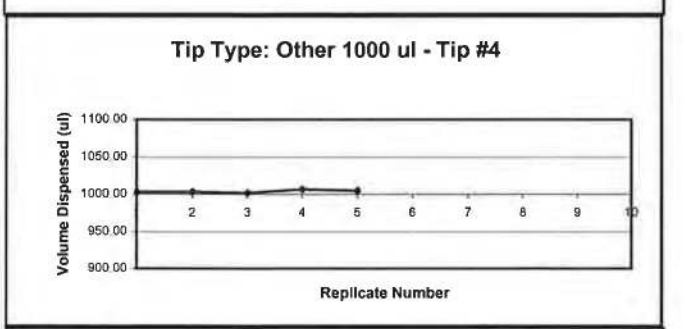


**Tip # 5**

| | |
|---|---|
| Mean | 1005.21 |



| | | | | | |
|---|---|---|---|---|---|
| 5 | 3 | 1003.64 | -1.57 | Std. Dev. | 1.24 |
| 5 | 4 | 1005.88 | 0.67 | % CV | 0.12 |
| 5 | 5 | 1006.88 | 1.67 | | |
| 5 | 6 | | -1005.21 | | |
| 5 | 7 | | -1005.21 | | |
| 5 | 8 | | -1005.21 | | |
| 5 | 9 | | -1005.21 | | |
| 5 | 10 | | -1005.21 | | |
| 6 | 1 | 1004.01 | -0.65 | Tip # 6 | |
| 6 | 2 | 1002.50 | -2.16 | Mean | 1004.66 |
| 6 | 3 | 1001.91 | -2.75 | Std. Dev. | 2.66 |
| 6 | 4 | 1007.31 | 2.65 | % CV | 0.26 |
| 6 | 5 | 1007.58 | 2.92 | | |
| 6 | 6 | | -1004.66 | | |
| 6 | 7 | | -1004.66 | | |
| 6 | 8 | | -1004.66 | | |
| 6 | 9 | | -1004.66 | | |
| 6 | 10 | | -1004.66 | | |
| 7 | 1 | 1014.44 | 2.14 | Tip # 7 | |
| 7 | 2 | 1012.32 | 0.02 | Mean | 1012.30 |
| 7 | 3 | 1011.36 | -0.94 | Std. Dev. | 1.37 |
| 7 | 4 | 1012.50 | 0.20 | % CV | 0.13 |
| 7 | 5 | 1010.90 | -1.40 | | |
| 7 | 6 | | -1012.30 | | |
| 7 | 7 | | -1012.30 | | |
| 7 | 8 | | -1012.30 | | |
| 7 | 9 | | -1012.30 | | |
| 7 | 10 | | -1012.30 | | |
| 8 | 1 | 1004.56 | -0.31 | Tip # 8 | |
| 8 | 2 | 1005.88 | 1.01 | Mean | 1004.87 |
| 8 | 3 | 1005.11 | 0.24 | Std. Dev. | 0.65 |
| 8 | 4 | 1004.54 | -0.33 | % CV | 0.06 |
| 8 | 5 | 1004.24 | -0.63 | | |
| 8 | 6 | | -1004.87 | | |
| 8 | 7 | | -1004.87 | | |
| 8 | 8 | | -1004.87 | | |
| 8 | 9 | | -1004.87 | | |
| 8 | 10 | | -1004.87 | | |

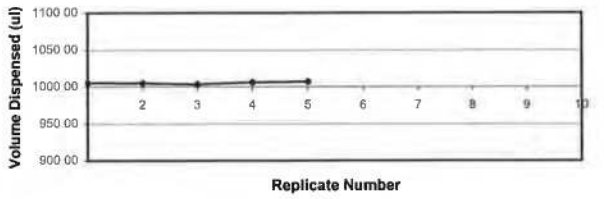


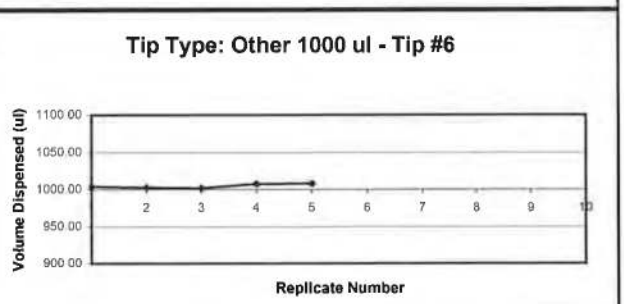


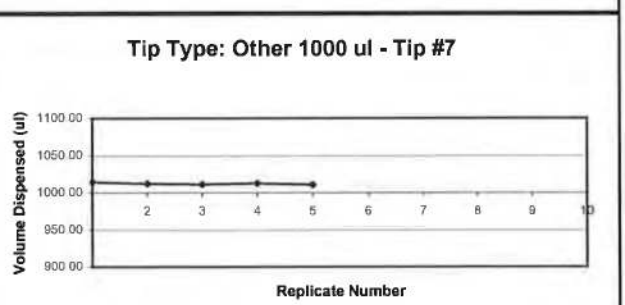


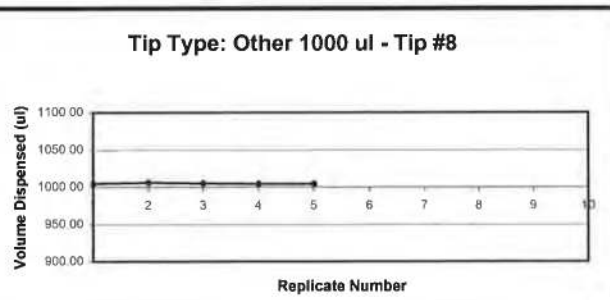


Comment: 1mL Conductive MBP Tips, Water WasteMode (23.7C) New Slope and Offset High@ 1000uL 25072007

Case Work
Fixed tips

## Balance Test Results

Model: MPII HT EX
Serial Number: DG1005
WinPrep Version: 1.22.0252
Date: 09/11/07
Technician: GSL/CI
Performance File: WaterBlowout1ml FT_ 10092007.prf
Requested Volume (ul): 50

Tip Type: Fixed Tip
Disposable Tip Lot #: N/A
Sample Type: Nanopure Water
Sample Density (g/ml): 0.997538
System Liquid: Nanopure Water

C:\Packard\MultiPROBE\bin\Balance\BAL-DG1005-50ul-50ul-Run6

| Across tips | |
|---|---|
| Mean | 49.58 |
| Std. Dev. | 1.08 |
| %CV | 2.18 |
| % Inaccuracy | 0.8 |

| Tip # | Repl # | Dsp. Wt. | # Std from Mean |
|---|---|---|---|
| 1 | 1 | 49.14 | -0.18 |
| 1 | 2 | 49.27 | -0.05 |
| 1 | 3 | 49.34 | 0.02 |
| 1 | 4 | 49.28 | -0.04 |
| 1 | 5 | 49.18 | -0.14 |
| 1 | 6 | 49.16 | -0.16 |
| 1 | 7 | 49.50 | 0.18 |
| 1 | 8 | 49.58 | 0.26 |
| 1 | 9 | 49.60 | 0.28 |
| 1 | 10 | 49.11 | -0.21 |
| 2 | 1 | 48.20 | -0.43 |
| 2 | 2 | 48.31 | -0.32 |
| 2 | 3 | 48.36 | -0.27 |
| 2 | 4 | 48.31 | -0.32 |
| 2 | 5 | 48.15 | -0.48 |
| 2 | 6 | 48.95 | 0.32 |
| 2 | 7 | 49.51 | 0.88 |
| 2 | 8 | 48.90 | 0.27 |
| 2 | 9 | 49.36 | 0.73 |
| 2 | 10 | 48.24 | -0.39 |
| 3 | 1 | 49.54 | -0.20 |
| 3 | 2 | 49.39 | -0.35 |
| 3 | 3 | 49.17 | -0.57 |
| 3 | 4 | 49.44 | -0.30 |
| 3 | 5 | 48.97 | -0.77 |
| 3 | 6 | 50.09 | 0.35 |
| 3 | 7 | 50.40 | 0.66 |
| 3 | 8 | 50.48 | 0.74 |
| 3 | 9 | 49.97 | 0.23 |
| 3 | 10 | 49.99 | 0.25 |
| 4 | 1 | 51.26 | 0.67 |
| 4 | 2 | 50.63 | 0.04 |
| 4 | 3 | 50.33 | -0.26 |
| 4 | 4 | 50.29 | -0.30 |
| 4 | 5 | 50.16 | -0.43 |
| 4 | 6 | 50.68 | 0.09 |
| 4 | 7 | 50.55 | -0.04 |
| 4 | 8 | 50.63 | 0.04 |
| 4 | 9 | 50.58 | -0.01 |
| 4 | 10 | 50.80 | 0.21 |
| 5 | 1 | 50.25 | 1.60 |
| 5 | 2 | 50.05 | 1.40 |

| Tip # 1 | |
|---|---|
| Mean | 49.32 |
| Std. Dev. | 0.18 |
| % CV | 0.37 |

| Tip # 2 | |
|---|---|
| Mean | 48.63 |
| Std. Dev. | 0.51 |
| % CV | 1.05 |

| Tip # 3 | |
|---|---|
| Mean | 49.74 |
| Std. Dev. | 0.52 |
| % CV | 1.04 |

| Tip # 4 | |
|---|---|
| Mean | 50.59 |
| Std. Dev. | 0.31 |
| % CV | 0.61 |

| Tip # 5 | |
|---|---|
| Mean | 48.65 |




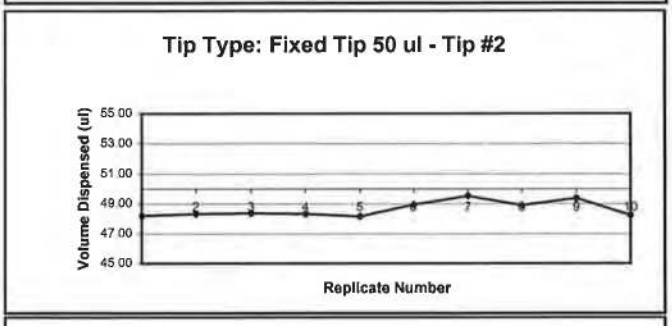


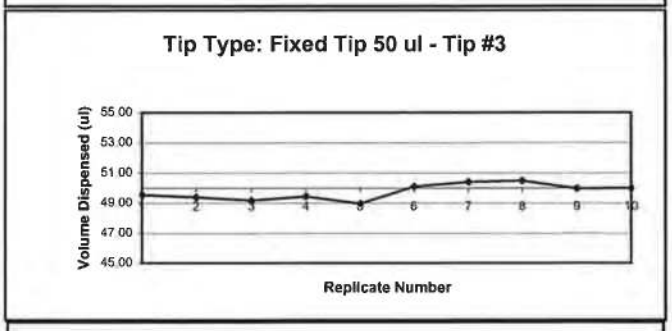







| | | | |
|---|---|---|---|
| 5 | 3 | 48.49 | -0.16 |
| 5 | 4 | 47.62 | -1.03 |
| 5 | 5 | 47.42 | -1.23 |
| 5 | 6 | 49.36 | 0.71 |
| 5 | 7 | 48.23 | -0.42 |
| 5 | 8 | 48.13 | -0.52 |
| 5 | 9 | 48.14 | -0.51 |
| 5 | 10 | 48.80 | 0.15 |
| 6 | 1 | 48.39 | 0.12 |
| 6 | 2 | 48.26 | -0.01 |
| 6 | 3 | 49.70 | 1.43 |
| 6 | 4 | 48.26 | -0.01 |
| 6 | 5 | 48.22 | -0.05 |
| 6 | 6 | 48.70 | 0.43 |
| 6 | 7 | 47.82 | -0.45 |
| 6 | 8 | 47.72 | -0.55 |
| 6 | 9 | 47.97 | -0.30 |
| 6 | 10 | 47.67 | -0.60 |
| 7 | 1 | 50.46 | -0.02 |
| 7 | 2 | 50.29 | -0.19 |
| 7 | 3 | 50.20 | -0.28 |
| 7 | 4 | 50.01 | -0.47 |
| 7 | 5 | 49.97 | -0.51 |
| 7 | 6 | 50.83 | 0.35 |
| 7 | 7 | 50.85 | 0.37 |
| 7 | 8 | 50.66 | 0.18 |
| 7 | 9 | 50.90 | 0.42 |
| 7 | 10 | 50.61 | 0.13 |
| 8 | 1 | 51.00 | 0.01 |
| 8 | 2 | 51.06 | 0.07 |
| 8 | 3 | 51.08 | 0.09 |
| 8 | 4 | 51.04 | 0.05 |
| 8 | 5 | 50.96 | -0.03 |
| 8 | 6 | 50.88 | -0.11 |
| 8 | 7 | 51.02 | 0.03 |
| 8 | 8 | 51.03 | 0.04 |
| 8 | 9 | 50.90 | -0.09 |
| 8 | 10 | 50.97 | -0.02 |

**Std. Dev.** 0.96
**% CV** 1.98

**Tip # 6**
**Mean** 48.27
**Std. Dev.** 0.60
**% CV** 1.24

**Tip # 7**
**Mean** 50.48
**Std. Dev.** 0.35
**% CV** 0.69

**Tip # 8**
**Mean** 50.99
**Std. Dev.** 0.07
**% CV** 0.13




**Tip Type: Fixed Tip 50 ul - Tip #6**




**Tip Type: Fixed Tip 50 ul - Tip #7**

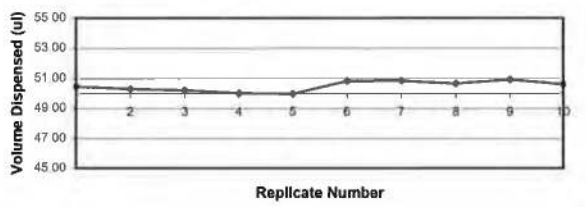


**Tip Type: Fixed Tip 50 ul - Tip #8**




Comment: Water BlowoutMode (23C) calibrate@ 50uL Fixed tip 11092007

Case Work
fixed tips

## Balance Test Results

Model: MPII HT EX
Serial Number: DG1005
WinPrep Version: 1.22.0252
Date: 09/11/07
Technician: GSL/CI

Tip Type: Fixed Tip
Disposable Tip Lot #: N/A
Sample Type: Nanopure Water
Sample Density (g/ml): 0.997538
System Liquid: Nanopure Water

| Across tips | |
|---|---|
| Mean | 99.17 |
| Std. Dev. | 1.02 |
| %CV | 1.03 |
| % Inaccuracy | 0.8 |

Performance File: WaterBlowout1ml FT_ 10092007.prf
Requested Volume (ul): 100
C:\Packard\MultiPROBE\bin\Balance\BAL-DG1005-100ul-100ul-Run6

| Tip # | Repl # | Dsp. Wt. | # Std from Mean |
|---|---|---|---|
| 1 | 1 | 98.64 | -0.54 |
| 1 | 2 | 99.24 | 0.06 |
| 1 | 3 | 98.94 | -0.24 |
| 1 | 4 | 98.54 | -0.64 |
| 1 | 5 | 98.74 | -0.44 |
| 1 | 6 | 99.04 | -0.14 |
| 1 | 7 | 99.65 | 0.47 |
| 1 | 8 | 99.44 | 0.26 |
| 1 | 9 | 99.75 | 0.57 |
| 1 | 10 | 99.85 | 0.67 |
| 2 | 1 | 97.04 | 0.28 |
| 2 | 2 | 96.44 | -0.32 |
| 2 | 3 | 96.94 | 0.18 |
| 2 | 4 | 96.44 | -0.32 |
| 2 | 5 | 96.54 | -0.22 |
| 2 | 6 | 96.54 | -0.22 |
| 2 | 7 | 97.44 | 0.68 |
| 2 | 8 | 96.74 | -0.02 |
| 2 | 9 | 97.04 | 0.28 |
| 2 | 10 | 96.44 | -0.32 |
| 3 | 1 | 98.74 | -0.30 |
| 3 | 2 | 98.74 | -0.30 |
| 3 | 3 | 98.54 | -0.50 |
| 3 | 4 | 98.94 | -0.10 |
| 3 | 5 | 98.74 | -0.30 |
| 3 | 6 | 98.94 | -0.10 |
| 3 | 7 | 99.55 | 0.51 |
| 3 | 8 | 99.24 | 0.20 |
| 3 | 9 | 99.34 | 0.30 |
| 3 | 10 | 99.65 | 0.61 |
| 4 | 1 | 100.05 | -0.10 |
| 4 | 2 | 100.05 | -0.10 |
| 4 | 3 | 99.95 | -0.20 |
| 4 | 4 | 100.15 | 0.00 |
| 4 | 5 | 99.75 | -0.40 |
| 4 | 6 | 100.15 | 0.00 |
| 4 | 7 | 100.25 | 0.10 |
| 4 | 8 | 100.25 | 0.10 |
| 4 | 9 | 100.45 | 0.30 |
| 4 | 10 | 100.45 | 0.30 |
| 5 | 1 | 99.55 | 0.05 |
| 5 | 2 | 99.65 | 0.15 |

**Tip # 1**

| | |
|---|---|
| Mean | 99.18 |
| Std. Dev. | 0.48 |
| % CV | 0.48 |




**Tip # 2**

| | |
|---|---|
| Mean | 96.76 |
| Std. Dev. | 0.34 |
| % CV | 0.35 |




**Tip # 3**

| | |
|---|---|
| Mean | 99.04 |
| Std. Dev. | 0.38 |
| % CV | 0.38 |




**Tip # 4**

| | |
|---|---|
| Mean | 100.15 |
| Std. Dev. | 0.22 |
| % CV | 0.22 |




**Tip # 5**

| | |
|---|---|
| Mean | 99.50 |



| | | | |
|---|---|---|---|
| 5 | 3 | 99.55 | 0.05 |
| 5 | 4 | 99.55 | 0.05 |
| 5 | 5 | 99.34 | -0.16 |
| 5 | 6 | 99.55 | 0.05 |
| 5 | 7 | 99.34 | -0.16 |
| 5 | 8 | 99.44 | -0.06 |
| 5 | 9 | 99.44 | -0.06 |
| 5 | 10 | 99.55 | 0.05 |
| 6 | 1 | 99.55 | -0.31 |
| 6 | 2 | 99.34 | -0.52 |
| 6 | 3 | 99.55 | -0.31 |
| 6 | 4 | 99.75 | -0.11 |
| 6 | 5 | 99.24 | -0.62 |
| 6 | 6 | 100.45 | 0.59 |
| 6 | 7 | 100.25 | 0.39 |
| 6 | 8 | 100.15 | 0.29 |
| 6 | 9 | 100.25 | 0.39 |
| 6 | 10 | 100.05 | 0.19 |
| 7 | 1 | 99.44 | 0.17 |
| 7 | 2 | 99.55 | 0.28 |
| 7 | 3 | 99.04 | -0.23 |
| 7 | 4 | 99.65 | 0.38 |
| 7 | 5 | 99.34 | 0.07 |
| 7 | 6 | 99.14 | -0.13 |
| 7 | 7 | 99.24 | -0.03 |
| 7 | 8 | 99.14 | -0.13 |
| 7 | 9 | 99.04 | -0.23 |
| 7 | 10 | 99.14 | -0.13 |
| 8 | 1 | 99.44 | -0.15 |
| 8 | 2 | 99.44 | -0.15 |
| 8 | 3 | 99.75 | 0.16 |
| 8 | 4 | 99.55 | -0.04 |
| 8 | 5 | 99.65 | 0.06 |
| 8 | 6 | 99.55 | -0.04 |
| 8 | 7 | 99.44 | -0.15 |
| 8 | 8 | 99.75 | 0.16 |
| 8 | 9 | 99.65 | 0.06 |
| 8 | 10 | 99.65 | 0.06 |

**Std. Dev.** 0.10
**% CV** 0.10

**Tip # 6**
**Mean** 99.86
**Std. Dev.** 0.43
**% CV** 0.43

**Tip # 7**
**Mean** 99.27
**Std. Dev.** 0.21
**% CV** 0.22

**Tip # 8**
**Mean** 99.59
**Std. Dev.** 0.12
**% CV** 0.12




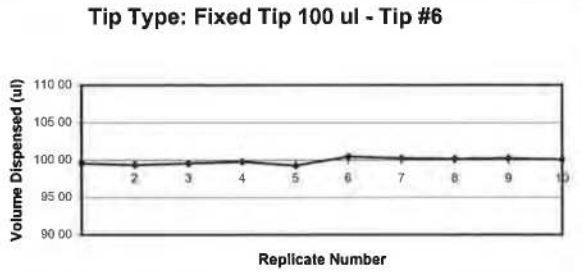


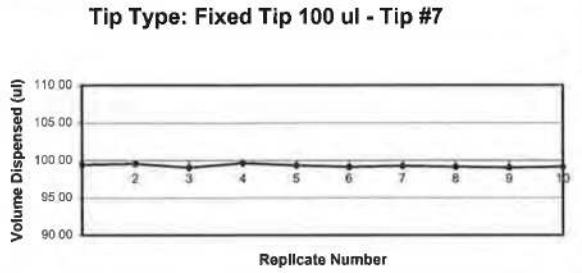


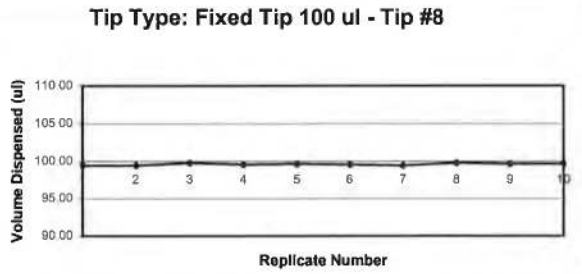


Comment: Water BlowoutMode (23C) calibrate@ 100uL Fixed tip 1109007

Case Work
Fixed tips

## Balance Test Results

Model: MPII HT EX
Serial Number: DG1005
WinPrep Version: 1.22.0252
Date: 09/11/07
Technician: GSL
Performance File: WaterBlowout1ml FT_ 10092007.prf
Requested Volume (ul): 400

Tip Type: Fixed Tip
Disposable Tip Lot #: N/A
Sample Type: Nanopure Water
Sample Density (g/ml): 0.997632
System Liquid: Nanopure Water

C:\Packard\MultiPROBE\bin\Balance\BAL-DG1005-400ul-400ul-Run3

| Across tips | |
|---|---|
| Mean | 398.34 |
| Std. Dev. | 1.36 |
| %CV | 0.34 |
| % Inaccuracy | 0.4 |

| Tip # | Repl # | Dsp. Wt. | # Std from Mean |
|---|---|---|---|
| 1 | 1 | 398.64 | -0.62 |
| 1 | 2 | 398.64 | -0.62 |
| 1 | 3 | 400.25 | 0.99 |
| 1 | 4 | 399.75 | 0.49 |
| 1 | 5 | 399.75 | 0.49 |
| 1 | 6 | 397.84 | -1.42 |
| 1 | 7 | 399.95 | 0.69 |
| 1 | 8 | 397.74 | -1.52 |
| 1 | 9 | 399.95 | 0.69 |
| 1 | 10 | 400.05 | 0.79 |
| 2 | 1 | 395.24 | 0.02 |
| 2 | 2 | 395.94 | 0.72 |
| 2 | 3 | 395.34 | 0.12 |
| 2 | 4 | 395.04 | -0.18 |
| 2 | 5 | 395.34 | 0.12 |
| 2 | 6 | 395.04 | -0.18 |
| 2 | 7 | 395.14 | -0.08 |
| 2 | 8 | 395.04 | -0.18 |
| 2 | 9 | 395.04 | -0.18 |
| 2 | 10 | 395.04 | -0.18 |
| 3 | 1 | 398.04 | -0.53 |
| 3 | 2 | 398.44 | -0.13 |
| 3 | 3 | 398.14 | -0.43 |
| 3 | 4 | 398.44 | -0.13 |
| 3 | 5 | 398.74 | 0.17 |
| 3 | 6 | 399.55 | 0.98 |
| 3 | 7 | 398.84 | 0.27 |
| 3 | 8 | 398.74 | 0.17 |
| 3 | 9 | 398.64 | 0.07 |
| 3 | 10 | 398.14 | -0.43 |
| 4 | 1 | 398.74 | -0.46 |
| 4 | 2 | 399.15 | -0.05 |
| 4 | 3 | 398.94 | -0.26 |
| 4 | 4 | 399.15 | -0.05 |
| 4 | 5 | 399.04 | -0.16 |
| 4 | 6 | 399.35 | 0.15 |
| 4 | 7 | 399.25 | 0.05 |
| 4 | 8 | 399.65 | 0.45 |
| 4 | 9 | 399.35 | 0.15 |
| 4 | 10 | 399.35 | 0.15 |
| 5 | 1 | 397.14 | -0.68 |
| 5 | 2 | 397.24 | -0.58 |

**Tip # 1**

| | |
|---|---|
| Mean | 399.26 |
| Std. Dev. | 0.95 |
| % CV | 0.24 |




**Tip # 2**

| | |
|---|---|
| Mean | 395.22 |
| Std. Dev. | 0.28 |
| % CV | 0.07 |




**Tip # 3**

| | |
|---|---|
| Mean | 398.57 |
| Std. Dev. | 0.44 |
| % CV | 0.11 |




**Tip # 4**

| | |
|---|---|
| Mean | 399.20 |
| Std. Dev. | 0.25 |
| % CV | 0.06 |




**Tip # 5**

| | |
|---|---|
| Mean | 397.82 |



| | | | |
|---|---|---|---|
| 5 | 3 | 398.14 | 0.32 |
| 5 | 4 | 397.64 | -0.18 |
| 5 | 5 | 397.44 | -0.38 |
| 5 | 6 | 397.64 | -0.18 |
| 5 | 7 | 397.74 | -0.08 |
| 5 | 8 | 397.94 | 0.12 |
| 5 | 9 | 398.94 | 1.12 |
| 5 | 10 | 398.34 | 0.52 |
| 6 | 1 | 398.94 | 0.21 |
| 6 | 2 | 399.15 | 0.42 |
| 6 | 3 | 398.94 | 0.21 |
| 6 | 4 | 398.54 | -0.19 |
| 6 | 5 | 398.74 | 0.01 |
| 6 | 6 | 398.54 | -0.19 |
| 6 | 7 | 398.74 | 0.01 |
| 6 | 8 | 398.14 | -0.59 |
| 6 | 9 | 398.64 | -0.09 |
| 6 | 10 | 398.94 | 0.21 |
| 7 | 1 | 398.94 | 0.14 |
| 7 | 2 | 398.84 | 0.04 |
| 7 | 3 | 398.44 | -0.36 |
| 7 | 4 | 398.64 | -0.16 |
| 7 | 5 | 398.74 | -0.06 |
| 7 | 6 | 399.25 | 0.45 |
| 7 | 7 | 398.24 | -0.56 |
| 7 | 8 | 398.94 | 0.14 |
| 7 | 9 | 399.25 | 0.45 |
| 7 | 10 | 398.74 | -0.06 |
| 8 | 1 | 400.45 | 1.30 |
| 8 | 2 | 398.24 | -0.91 |
| 8 | 3 | 399.15 | 0.00 |
| 8 | 4 | 399.25 | 0.10 |
| 8 | 5 | 399.85 | 0.70 |
| 8 | 6 | 399.35 | 0.20 |
| 8 | 7 | 399.04 | -0.11 |
| 8 | 8 | 399.15 | 0.00 |
| 8 | 9 | 398.54 | -0.61 |
| 8 | 10 | 398.44 | -0.71 |

**Std. Dev.** 0.54
**% CV** 0.14




**Tip # 6**

**Mean** 398.73
**Std. Dev.** 0.29
**% CV** 0.07

**Tip Type: Fixed Tip 400 ul - Tip #6**




**Tip # 7**

**Mean** 398.80
**Std. Dev.** 0.32
**% CV** 0.08

**Tip Type: Fixed Tip 400 ul - Tip #7**




**Tip # 8**

**Mean** 399.15
**Std. Dev.** 0.66
**% CV** 0.17

**Tip Type: Fixed Tip 400 ul - Tip #8**




Comment: Water BlowoutMode (22.6C) calibrate@ 400uL Fixed tip 1009007

Casework
fixed tips

## Balance Test Results

Model: MPII HT EX
Serial Number: DG1005
WinPrep Version: 1.22.0252
Date: 09/10/07
Technician: CI
Performance File: WaterBlowout1ml _ 10092007.prf
Requested Volume (ul): 700

Tip Type: Fixed Tip
Disposable Tip Lot #: N/A
Sample Type: Nanopure Water
Sample Density (g/ml): 0.997632
System Liquid: Nanopure Water

C:\Packard\MultiPROBE\bin\Balance\BAL-DG1005-700ul-700ul-Run7

| Across tips | |
|---|---|
| Mean | 698.10 |
| Std. Dev. | 3.37 |
| %CV | 0.48 |
| % Inaccuracy | 0.3 |

| Tip # | Repl # | Dsp. Wt. | # Std from Mean |
|---|---|---|---|
| 1 | 1 | 697.82 | -0.98 |
| 1 | 2 | 698.89 | 0.09 |
| 1 | 3 | 698.53 | -0.27 |
| 1 | 4 | 698.70 | -0.10 |
| 1 | 5 | 698.68 | -0.12 |
| 1 | 6 | 700.32 | 1.52 |
| 1 | 7 | 699.33 | 0.53 |
| 1 | 8 | 698.56 | -0.24 |
| 1 | 9 | 698.60 | -0.20 |
| 1 | 10 | 698.61 | -0.19 |
| 2 | 1 | 692.60 | -0.10 |
| 2 | 2 | 692.98 | 0.28 |
| 2 | 3 | 692.96 | 0.26 |
| 2 | 4 | 692.54 | -0.16 |
| 2 | 5 | 692.76 | 0.06 |
| 2 | 6 | 692.51 | -0.19 |
| 2 | 7 | 692.82 | 0.12 |
| 2 | 8 | 692.34 | -0.36 |
| 2 | 9 | 692.94 | 0.24 |
| 2 | 10 | 692.54 | -0.16 |
| 3 | 1 | 698.03 | -0.18 |
| 3 | 2 | 698.45 | 0.24 |
| 3 | 3 | 699.12 | 0.91 |
| 3 | 4 | 698.21 | 0.00 |
| 3 | 5 | 698.15 | -0.06 |
| 3 | 6 | 697.66 | -0.55 |
| 3 | 7 | 698.46 | 0.25 |
| 3 | 8 | 697.83 | -0.38 |
| 3 | 9 | 698.42 | 0.21 |
| 3 | 10 | 697.77 | -0.44 |
| 4 | 1 | 697.55 | -1.28 |
| 4 | 2 | 698.44 | -0.39 |
| 4 | 3 | 697.97 | -0.86 |
| 4 | 4 | 698.54 | -0.29 |
| 4 | 5 | 698.81 | -0.02 |
| 4 | 6 | 699.33 | 0.50 |
| 4 | 7 | 699.65 | 0.82 |
| 4 | 8 | 698.58 | -0.25 |
| 4 | 9 | 700.08 | 1.25 |
| 4 | 10 | 699.33 | 0.50 |
| 5 | 1 | 695.25 | -1.23 |
| 5 | 2 | 696.03 | -0.45 |

**Tip # 1**

| | |
|---|---|
| Mean | 698.80 |
| Std. Dev. | 0.65 |
| % CV | 0.09 |

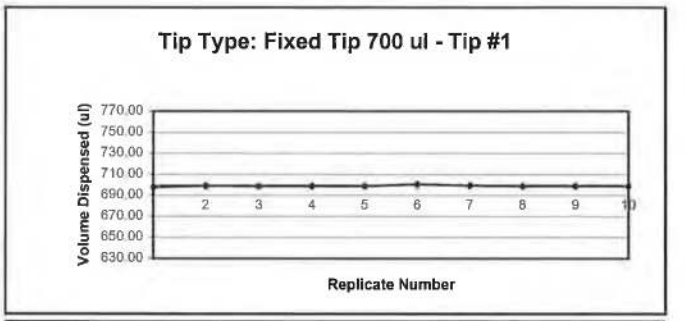


**Tip # 2**

| | |
|---|---|
| Mean | 692.70 |
| Std. Dev. | 0.22 |
| % CV | 0.03 |




**Tip # 3**

| | |
|---|---|
| Mean | 698.21 |
| Std. Dev. | 0.43 |
| % CV | 0.06 |




**Tip # 4**

| | |
|---|---|
| Mean | 698.83 |
| Std. Dev. | 0.78 |
| % CV | 0.11 |




**Tip # 5**

| | |
|---|---|
| Mean | 696.48 |



| | | | | | |
|---|---|---|---|---|---|
| 5 | 3 | 696.44 | -0.03 | Std. Dev. | 0.55 |
| 5 | 4 | 696.24 | -0.24 | % CV | 0.08 |
| 5 | 5 | 696.56 | 0.08 | | |
| 5 | 6 | 696.42 | -0.06 | | |
| 5 | 7 | 696.96 | 0.49 | | |
| 5 | 8 | 696.97 | 0.50 | | |
| 5 | 9 | 696.84 | 0.37 | | |
| 5 | 10 | 697.04 | 0.56 | | |
| 6 | 1 | 697.37 | 0.23 | Tip # 6 | |
| 6 | 2 | 699.00 | 1.86 | Mean | 697.14 |
| 6 | 3 | 699.05 | 1.91 | Std. Dev. | 2.06 |
| 6 | 4 | 697.85 | 0.71 | % CV | 0.30 |
| 6 | 5 | 699.16 | 2.02 | | |
| 6 | 6 | 694.59 | -2.55 | | |
| 6 | 7 | 698.75 | 1.61 | | |
| 6 | 8 | 697.05 | -0.09 | | |
| 6 | 9 | 693.54 | -3.60 | | |
| 6 | 10 | 695.05 | -2.09 | | |
| 7 | 1 | 697.52 | -0.01 | Tip # 7 | |
| 7 | 2 | 698.91 | 1.38 | Mean | 697.53 |
| 7 | 3 | 698.72 | 1.19 | Std. Dev. | 1.34 |
| 7 | 4 | 699.26 | 1.73 | % CV | 0.19 |
| 7 | 5 | 699.11 | 1.58 | | |
| 7 | 6 | 696.55 | -0.98 | | |
| 7 | 7 | 695.95 | -1.58 | | |
| 7 | 8 | 696.75 | -0.78 | | |
| 7 | 9 | 696.35 | -1.18 | | |
| 7 | 10 | 696.15 | -1.38 | | |
| 8 | 1 | 705.05 | -0.05 | Tip # 8 | |
| 8 | 2 | 704.62 | -0.48 | Mean | 705.10 |
| 8 | 3 | 705.27 | 0.17 | Std. Dev. | 0.29 |
| 8 | 4 | 705.23 | 0.13 | % CV | 0.04 |
| 8 | 5 | 705.36 | 0.26 | | |
| 8 | 6 | 704.87 | -0.23 | | |
| 8 | 7 | 704.67 | -0.43 | | |
| 8 | 8 | 705.37 | 0.27 | | |
| 8 | 9 | 705.17 | 0.07 | | |
| 8 | 10 | 705.37 | 0.27 | | |




Tip Type: Fixed Tip 700 ul - Tip #6

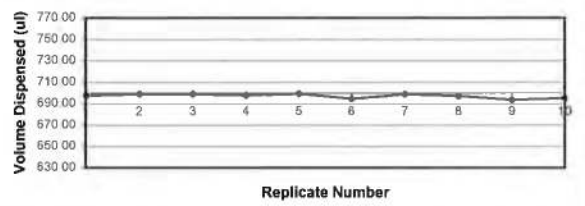


Tip Type: Fixed Tip 700 ul - Tip #7

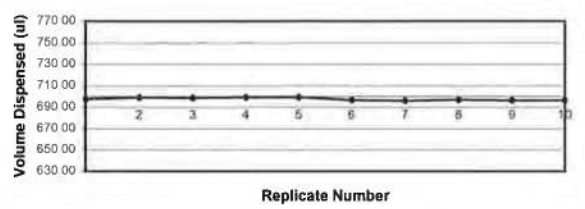


Tip Type: Fixed Tip 700 ul - Tip #8




Comment: 700uL Water BlowoutMode (22.6C) calibrate@ 700uL Fixed tip 1009007

Case Work
fixed tips

## Balance Test Results

Model: MPII HT EX
Serial Number: DG1005
WinPrep Version: 1.22.0252
Date: 09/10/07
Technician: GSL
Performance File: WaterBlowout1ml _ 10092007.prf
Requested Volume (ul): 1000

Tip Type: Fixed Tip
Disposable Tip Lot #: N/A
Sample Type: Nanopure Water
Sample Density (g/ml): 0.997632
System Liquid: Nanopure Water

C:\Packard\MultiPROBE\bin\Balance\BAL-DG1005-1000ul-1000ul-Run13

| Across tips | |
|---|---|
| Mean | 996.58 |
| Std. Dev. | 5.18 |
| %CV | 0.52 |
| % Inaccuracy | 0.3 |

| Tip # | Repl # | Dsp. Wt. | # Std from Mean |
|---|---|---|---|
| 1 | 1 | 998.16 | 0.29 |
| 1 | 2 | 998.30 | 0.43 |
| 1 | 3 | 998.34 | 0.47 |
| 1 | 4 | 998.19 | 0.32 |
| 1 | 5 | 997.72 | -0.15 |
| 1 | 6 | 996.47 | -1.40 |
| 1 | 7 | 997.81 | -0.06 |
| 1 | 8 | 997.67 | -0.20 |
| 1 | 9 | 997.53 | -0.34 |
| 1 | 10 | 998.51 | 0.64 |
| 2 | 1 | 984.30 | -0.65 |
| 2 | 2 | 983.52 | -1.43 |
| 2 | 3 | 982.29 | -2.66 |
| 2 | 4 | 981.96 | -2.99 |
| 2 | 5 | 983.56 | -1.39 |
| 2 | 6 | 986.59 | 1.64 |
| 2 | 7 | 987.48 | 2.53 |
| 2 | 8 | 986.62 | 1.67 |
| 2 | 9 | 986.78 | 1.83 |
| 2 | 10 | 986.44 | 1.49 |
| 3 | 1 | 997.22 | -0.60 |
| 3 | 2 | 997.36 | -0.46 |
| 3 | 3 | 997.43 | -0.39 |
| 3 | 4 | 997.31 | -0.51 |
| 3 | 5 | 996.97 | -0.85 |
| 3 | 6 | 998.03 | 0.21 |
| 3 | 7 | 998.08 | 0.26 |
| 3 | 8 | 998.17 | 0.35 |
| 3 | 9 | 998.25 | 0.43 |
| 3 | 10 | 999.38 | 1.56 |
| 4 | 1 | 996.89 | -0.71 |
| 4 | 2 | 996.71 | -0.89 |
| 4 | 3 | 997.18 | -0.42 |
| 4 | 4 | 997.02 | -0.58 |
| 4 | 5 | 997.20 | -0.40 |
| 4 | 6 | 998.79 | 1.19 |
| 4 | 7 | 998.70 | 1.10 |
| 4 | 8 | 998.19 | 0.59 |
| 4 | 9 | 997.86 | 0.26 |
| 4 | 10 | 997.49 | -0.11 |
| 5 | 1 | 994.74 | 0.08 |
| 5 | 2 | 995.05 | 0.39 |

**Tip # 1**

| | |
|---|---|
| Mean | 997.87 |
| Std. Dev. | 0.59 |
| % CV | 0.06 |

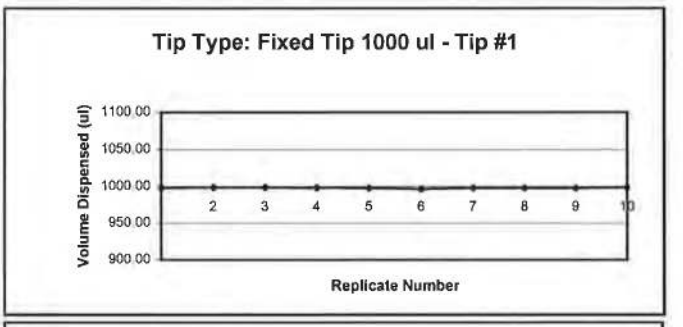


**Tip # 2**

| | |
|---|---|
| Mean | 984.95 |
| Std. Dev. | 2.05 |
| % CV | 0.21 |




**Tip # 3**

| | |
|---|---|
| Mean | 997.82 |
| Std. Dev. | 0.71 |
| % CV | 0.07 |




**Tip # 4**

| | |
|---|---|
| Mean | 997.60 |
| Std. Dev. | 0.75 |
| % CV | 0.07 |




**Tip # 5**

| | |
|---|---|
| Mean | 994.66 |



| | | | |
|---|---|---|---|
| 5 | 3 | 994.86 | 0.20 |
| 5 | 4 | 994.91 | 0.25 |
| 5 | 5 | 994.49 | -0.17 |
| 5 | 6 | 994.54 | -0.12 |
| 5 | 7 | 994.47 | -0.19 |
| 5 | 8 | 994.54 | -0.12 |
| 5 | 9 | 994.44 | -0.22 |
| 5 | 10 | 994.55 | -0.11 |
| 6 | 1 | 997.35 | 0.02 |
| 6 | 2 | 997.57 | 0.24 |
| 6 | 3 | 997.06 | -0.27 |
| 6 | 4 | 996.61 | -0.72 |
| 6 | 5 | 996.41 | -0.92 |
| 6 | 6 | 998.04 | 0.71 |
| 6 | 7 | 997.77 | 0.44 |
| 6 | 8 | 997.87 | 0.54 |
| 6 | 9 | 997.70 | 0.37 |
| 6 | 10 | 996.92 | -0.41 |
| 7 | 1 | 998.53 | 0.42 |
| 7 | 2 | 998.44 | 0.33 |
| 7 | 3 | 998.08 | -0.03 |
| 7 | 4 | 997.84 | -0.27 |
| 7 | 5 | 997.39 | -0.72 |
| 7 | 6 | 998.38 | 0.27 |
| 7 | 7 | 997.92 | -0.19 |
| 7 | 8 | 997.13 | -0.98 |
| 7 | 9 | 998.57 | 0.46 |
| 7 | 10 | 998.78 | 0.67 |
| 8 | 1 | 1004.70 | 0.40 |
| 8 | 2 | 1004.65 | 0.35 |
| 8 | 3 | 1004.66 | 0.36 |
| 8 | 4 | 1005.03 | 0.73 |
| 8 | 5 | 1004.83 | 0.53 |
| 8 | 6 | 1003.59 | -0.71 |
| 8 | 7 | 1003.33 | -0.97 |
| 8 | 8 | 1004.27 | -0.03 |
| 8 | 9 | 1004.05 | -0.25 |
| 8 | 10 | 1003.93 | -0.37 |

**Std. Dev.** 0.21
**% CV** 0.02

**Tip # 6**
**Mean** 997.33
**Std. Dev.** 0.56
**% CV** 0.06

**Tip # 7**
**Mean** 998.11
**Std. Dev.** 0.54
**% CV** 0.05

**Tip # 8**
**Mean** 1004.30
**Std. Dev.** 0.56
**% CV** 0.06

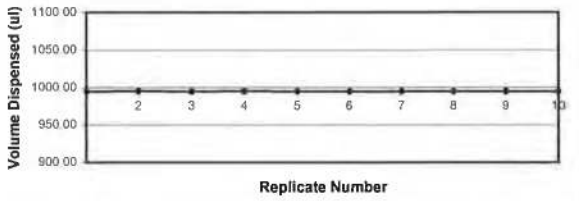











Comment: 1mL Water BlowoutMode (22.6C) calibrate@ 1000uL Fixed tip 1009007

**Gravimetric Assessment CW Extraction 1mL Fixed Tips - BLOWOUT mode11092007**

| Expected X | Observed (mean) Y |
|---|---|
| 1000 | 996.58 |
| 700 | 698.1 |
| 400 | 398.34 |
| 100 | 99.17 |
| 50 | 49.58 |

| | |
|---|---|
| Slope | 0.99733 |
| Offset | -0.484 |
| R2 | 0.999999 |

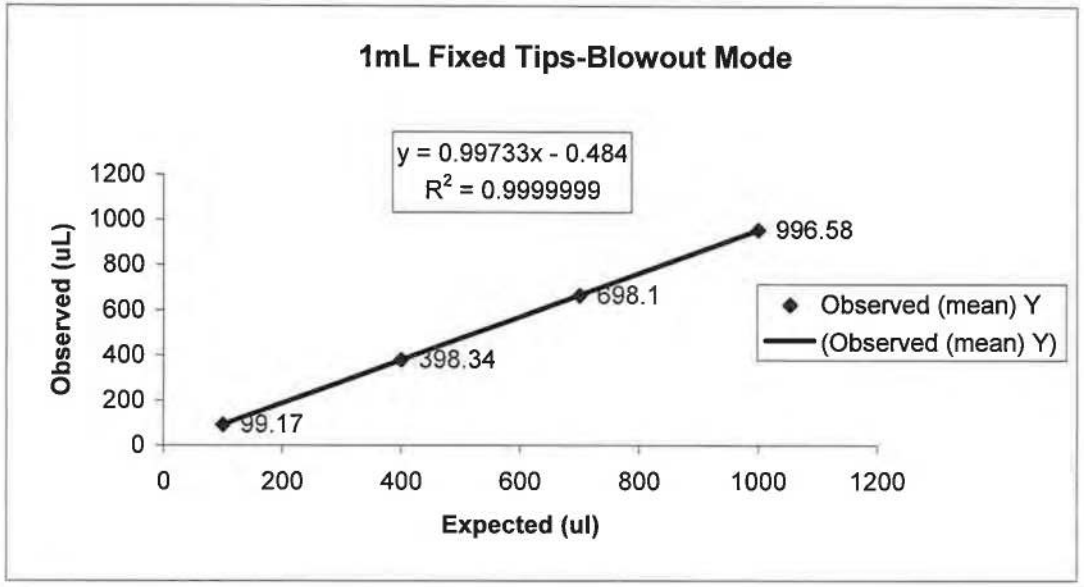

Case Work
fixed tips
50 µl

## Balance Test Results

Model: MPII HT EX
Serial Number: DG1005
WinPrep Version: 1.22.0252
Date: 09/12/07
Technician: GSL/CI

Tip Type: Fixed Tip
Disposable Tip Lot #: N/A
Sample Type: Nanopure Water
Sample Density (g/ml): 0.997538
System Liquid: Nanopure Water

| Across tips | |
|---|---|
| Mean | 50.06 |
| Std. Dev. | 1.16 |
| %CV | 2.31 |
| % Inaccuracy | 0.1 |

Performance File: WaterBlowout1ml FT_ 11092007.prf
Requested Volume (ul): 50
C:\Packard\MultiPROBE\bin\Balance\BAL-DG1005-50ul-50ul-Run7

| Tip # | Repl # | Dsp. Wt. | # Std from Mean |
|---|---|---|---|
| 1 | 1 | 47.80 | -1.58 |
| 1 | 2 | 49.30 | -0.08 |
| 1 | 3 | 50.29 | 0.91 |
| 1 | 4 | 49.76 | 0.38 |
| 1 | 5 | 49.75 | 0.37 |
| 1 | 6 | | -49.38 |
| 1 | 7 | | -49.38 |
| 1 | 8 | | -49.38 |
| 1 | 9 | | -49.38 |
| 1 | 10 | | -49.38 |
| 2 | 1 | 48.15 | -0.64 |
| 2 | 2 | 48.38 | -0.41 |
| 2 | 3 | 48.61 | -0.18 |
| 2 | 4 | 49.40 | 0.61 |
| 2 | 5 | 49.41 | 0.62 |
| 2 | 6 | | -48.79 |
| 2 | 7 | | -48.79 |
| 2 | 8 | | -48.79 |
| 2 | 9 | | -48.79 |
| 2 | 10 | | -48.79 |
| 3 | 1 | 49.30 | -0.89 |
| 3 | 2 | 49.89 | -0.30 |
| 3 | 3 | 49.83 | -0.36 |
| 3 | 4 | 50.86 | 0.67 |
| 3 | 5 | 51.06 | 0.87 |
| 3 | 6 | | -50.19 |
| 3 | 7 | | -50.19 |
| 3 | 8 | | -50.19 |
| 3 | 9 | | -50.19 |
| 3 | 10 | | -50.19 |
| 4 | 1 | 50.84 | -0.17 |
| 4 | 2 | 50.75 | -0.26 |
| 4 | 3 | 51.22 | 0.21 |
| 4 | 4 | 50.99 | -0.02 |
| 4 | 5 | 51.23 | 0.22 |
| 4 | 6 | | -51.01 |
| 4 | 7 | | -51.01 |
| 4 | 8 | | -51.01 |
| 4 | 9 | | -51.01 |
| 4 | 10 | | -51.01 |
| 5 | 1 | 49.46 | -0.44 |
| 5 | 2 | 48.98 | -0.92 |

| Tip # 1 | |
|---|---|
| Mean | 49.38 |
| Std. Dev. | 0.95 |
| % CV | 1.92 |

| Tip # 2 | |
|---|---|
| Mean | 48.79 |
| Std. Dev. | 0.58 |
| % CV | 1.20 |

| Tip # 3 | |
|---|---|
| Mean | 50.19 |
| Std. Dev. | 0.74 |
| % CV | 1.48 |

| Tip # 4 | |
|---|---|
| Mean | 51.01 |
| Std. Dev. | 0.22 |
| % CV | 0.43 |

| Tip # 5 | |
|---|---|
| Mean | 49.90 |

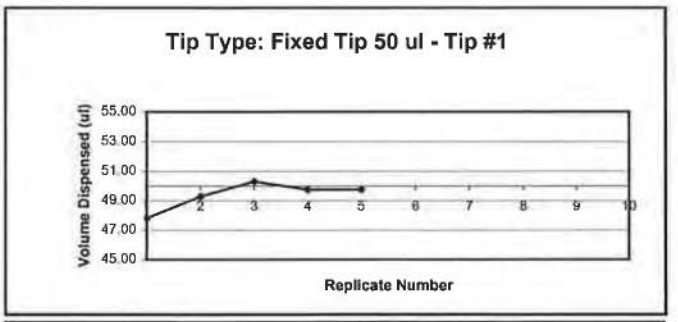


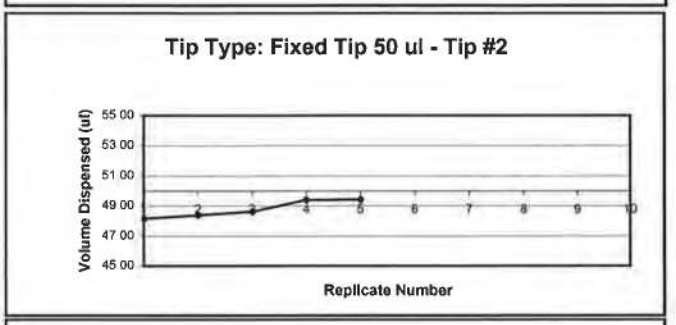


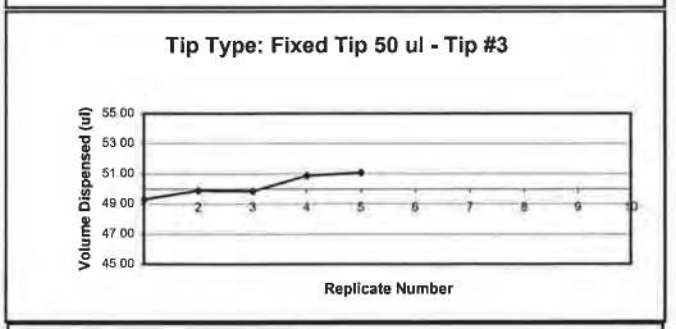


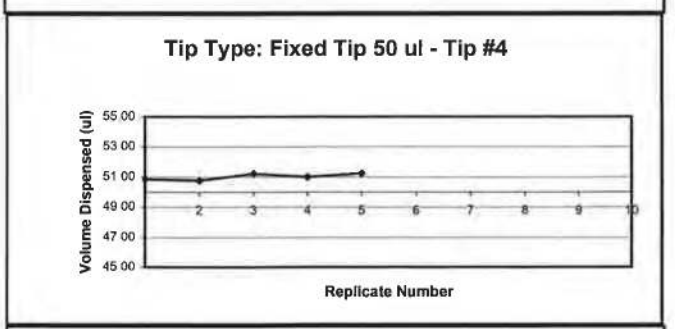




| | | | | | |
|---|---|---|---|---|---|
| 5 | 3 | 50.12 | 0.22 | Std. Dev. | 0.66 |
| 5 | 4 | 50.56 | 0.66 | % CV | 1.32 |
| 5 | 5 | 50.36 | 0.46 | | |
| 5 | 6 | | -49.90 | | |
| 5 | 7 | | -49.90 | | |
| 5 | 8 | | -49.90 | | |
| 5 | 9 | | -49.90 | | |
| 5 | 10 | | -49.90 | | |
| 6 | 1 | 49.34 | -0.63 | Tip # 6 | |
| 6 | 2 | 49.19 | -0.78 | Mean | 49.97 |
| 6 | 3 | 49.78 | -0.19 | Std. Dev. | 0.76 |
| 6 | 4 | 50.76 | 0.79 | % CV | 1.53 |
| 6 | 5 | 50.79 | 0.82 | | |
| 6 | 6 | | -49.97 | | |
| 6 | 7 | | -49.97 | | |
| 6 | 8 | | -49.97 | | |
| 6 | 9 | | -49.97 | | |
| 6 | 10 | | -49.97 | | |
| 7 | 1 | 48.09 | -1.42 | Tip # 7 | |
| 7 | 2 | 48.64 | -0.87 | Mean | 49.51 |
| 7 | 3 | 48.44 | -1.07 | Std. Dev. | 1.55 |
| 7 | 4 | 51.07 | 1.56 | % CV | 3.13 |
| 7 | 5 | 51.32 | 1.81 | | |
| 7 | 6 | | -49.51 | | |
| 7 | 7 | | -49.51 | | |
| 7 | 8 | | -49.51 | | |
| 7 | 9 | | -49.51 | | |
| 7 | 10 | | -49.51 | | |
| 8 | 1 | 51.81 | 0.05 | Tip # 8 | |
| 8 | 2 | 51.73 | -0.03 | Mean | 51.76 |
| 8 | 3 | 51.76 | 0.00 | Std. Dev. | 0.04 |
| 8 | 4 | 51.77 | 0.01 | % CV | 0.07 |
| 8 | 5 | 51.71 | -0.05 | | |
| 8 | 6 | | -51.76 | | |
| 8 | 7 | | -51.76 | | |
| 8 | 8 | | -51.76 | | |
| 8 | 9 | | -51.76 | | |
| 8 | 10 | | -51.76 | | |




Tip Type: Fixed Tip 50 ul - Tip #6




Tip Type: Fixed Tip 50 ul - Tip #7

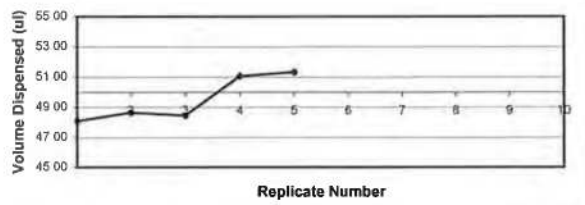


Tip Type: Fixed Tip 50 ul - Tip #8




Comment: Water BlowoutMode Fixed Tips (23C) repeat@ 50uL with NewSlope&Offset 12092007

CaseWork Fixed tips
for repeat
50 ul

## Balance Test Results

Model: MPII HT EX
Serial Number: DG1005
WinPrep Version: 1.22.0252
Date: 09/11/07
Technician: GSL/CI
Performance File: WaterBlowout1ml FT_ 11092007.prf
Requested Volume (ul): 50

Tip Type: Fixed Tip
Disposable Tip Lot #: N/A
Sample Type: Nanopure Water
Sample Density (g/ml): 0.997538
System Liquid: Nanopure Water

C:\Packard\MultiPROBE\bin\Balance\BAL-DG1005-50ul-0ul-Run1

| Across tips | |
|---|---|
| Mean | 50.76 |
| Std. Dev. | 1.21 |
| %CV | 2.38 |
| % Inaccuracy | 1.5 |

| Tip # | Repl # | Dsp. Wt. | # Std from Mean |
|---|---|---|---|
| 1 | 1 | 50.35 | -0.82 |
| 1 | 2 | 51.57 | 0.40 |
| 1 | 3 | 51.51 | 0.34 |
| 1 | 4 | 51.37 | 0.20 |
| 1 | 5 | 51.03 | -0.14 |
| 1 | 6 | | -51.17 |
| 1 | 7 | | -51.17 |
| 1 | 8 | | -51.17 |
| 1 | 9 | | -51.17 |
| 1 | 10 | | -51.17 |
| 2 | 1 | 48.68 | -0.08 |
| 2 | 2 | 48.74 | -0.02 |
| 2 | 3 | 48.80 | 0.04 |
| 2 | 4 | 48.75 | -0.01 |
| 2 | 5 | 48.84 | 0.08 |
| 2 | 6 | | -48.76 |
| 2 | 7 | | -48.76 |
| 2 | 8 | | -48.76 |
| 2 | 9 | | -48.76 |
| 2 | 10 | | -48.76 |
| 3 | 1 | 50.82 | 0.17 |
| 3 | 2 | 50.75 | 0.10 |
| 3 | 3 | 50.62 | -0.03 |
| 3 | 4 | 50.33 | -0.32 |
| 3 | 5 | 50.75 | 0.10 |
| 3 | 6 | | -50.65 |
| 3 | 7 | | -50.65 |
| 3 | 8 | | -50.65 |
| 3 | 9 | | -50.65 |
| 3 | 10 | | -50.65 |
| 4 | 1 | 51.33 | 0.02 |
| 4 | 2 | 51.06 | -0.25 |
| 4 | 3 | 51.26 | -0.05 |
| 4 | 4 | 51.52 | 0.21 |
| 4 | 5 | 51.37 | 0.06 |
| 4 | 6 | | -51.31 |
| 4 | 7 | | -51.31 |
| 4 | 8 | | -51.31 |
| 4 | 9 | | -51.31 |
| 4 | 10 | | -51.31 |
| 5 | 1 | 51.04 | -0.03 |
| 5 | 2 | 52.76 | 1.69 |

**Tip # 1**

| | |
|---|---|
| Mean | 51.17 |
| Std. Dev. | 0.50 |
| % CV | 0.98 |

**Tip # 2**

| | |
|---|---|
| Mean | 48.76 |
| Std. Dev. | 0.06 |
| % CV | 0.13 |

**Tip # 3**

| | |
|---|---|
| Mean | 50.65 |
| Std. Dev. | 0.20 |
| % CV | 0.38 |

**Tip # 4**

| | |
|---|---|
| Mean | 51.31 |
| Std. Dev. | 0.17 |
| % CV | 0.33 |

**Tip # 5**

| | |
|---|---|
| Mean | 51.07 |

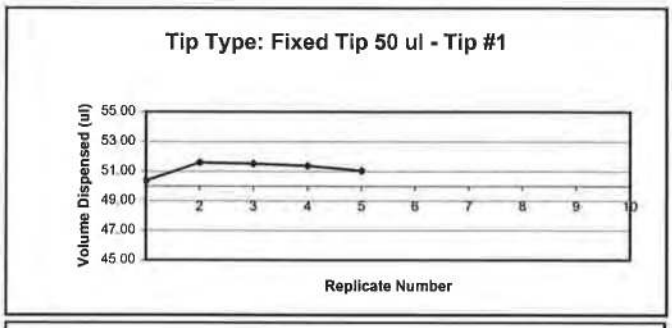





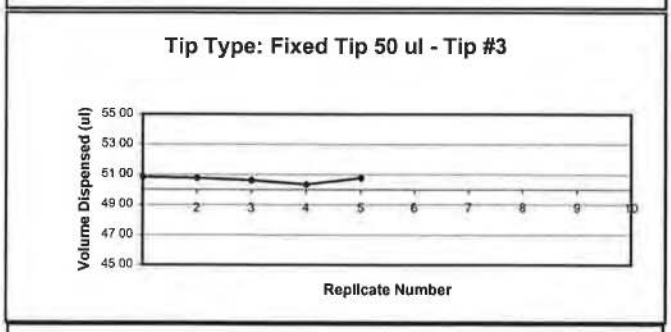





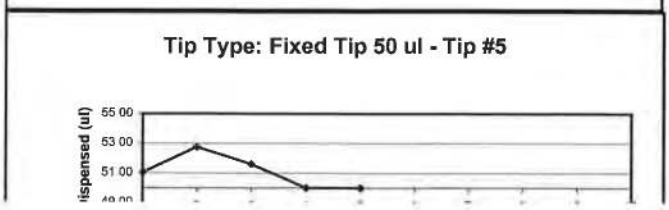

| | | | | | |
|---|---|---|---|---|---|
| 5 | 3 | 51.59 | 0.52 | Std. Dev. | 1.17 |
| 5 | 4 | 49.99 | -1.08 | % CV | 2.29 |
| 5 | 5 | 49.99 | -1.08 | | |
| 5 | 6 | | -51.07 | | |
| 5 | 7 | | -51.07 | | |
| 5 | 8 | | -51.07 | | |
| 5 | 9 | | -51.07 | | |
| 5 | 10 | | -51.07 | | |
| 6 | 1 | 51.95 | -0.12 | Tip # 6 | |
| 6 | 2 | 51.59 | -0.48 | Mean | 52.07 |
| 6 | 3 | 51.60 | -0.47 | Std. Dev. | 0.74 |
| 6 | 4 | 51.84 | -0.23 | % CV | 1.42 |
| 6 | 5 | 53.36 | 1.29 | | |
| 6 | 6 | | -52.07 | | |
| 6 | 7 | | -52.07 | | |
| 6 | 8 | | -52.07 | | |
| 6 | 9 | | -52.07 | | |
| 6 | 10 | | -52.07 | | |
| 7 | 1 | 52.39 | 1.90 | Tip # 7 | |
| 7 | 2 | 51.78 | 1.29 | Mean | 50.49 |
| 7 | 3 | 51.59 | 1.10 | Std. Dev. | 1.99 |
| 7 | 4 | 48.22 | -2.27 | % CV | 3.94 |
| 7 | 5 | 48.45 | -2.04 | | |
| 7 | 6 | | -50.49 | | |
| 7 | 7 | | -50.49 | | |
| 7 | 8 | | -50.49 | | |
| 7 | 9 | | -50.49 | | |
| 7 | 10 | | -50.49 | | |
| 8 | 1 | 51.09 | 0.53 | Tip # 8 | |
| 8 | 2 | 50.40 | -0.16 | Mean | 50.56 |
| 8 | 3 | 50.67 | 0.11 | Std. Dev. | 0.33 |
| 8 | 4 | 50.29 | -0.27 | % CV | 0.65 |
| 8 | 5 | 50.37 | -0.19 | | |
| 8 | 6 | | -50.56 | | |
| 8 | 7 | | -50.56 | | |
| 8 | 8 | | -50.56 | | |
| 8 | 9 | | -50.56 | | |
| 8 | 10 | | -50.56 | | |




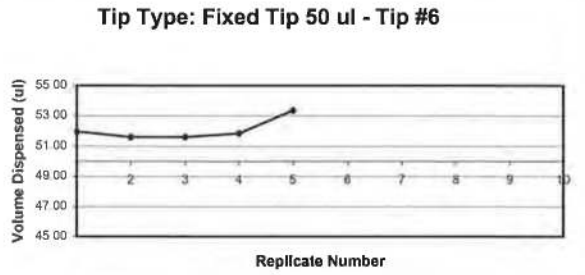


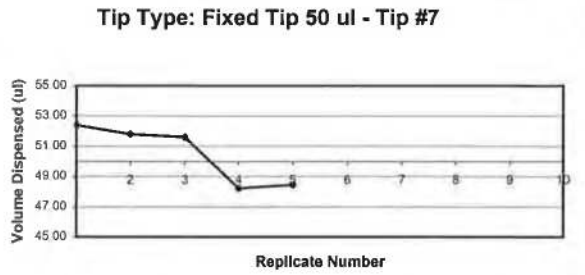


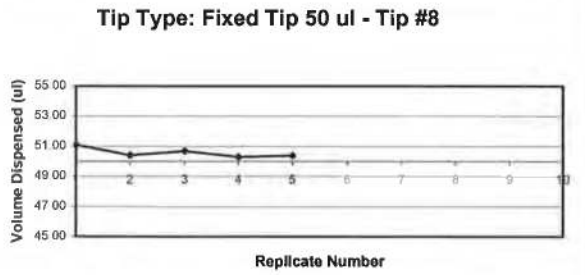


Comment: Water BlowoutMode Fixed Tips (23C) calibrate@ 50uL with NewSlope&Offset 11092007

Case Work
Fixed tips
New slope + offset

## Balance Test Results

Model: MPII HT EX
Serial Number: DG1005
WinPrep Version: 1.22.0252
Date: 09/12/07
Technician: GSL/CI

Tip Type: Fixed Tip
Disposable Tip Lot #: N/A
Sample Type: Nanopure Water
Sample Density (g/ml): 0.997538
System Liquid: Nanopure Water

| Across tips | |
|---|---|
| Mean | 100.28 |
| Std. Dev. | 1.39 |
| %CV | 1.39 |
| % Inaccuracy | 0.3 |

Performance File: WaterBlowout1ml FT_ 11092007.prf
Requested Volume (ul): 100
C:\Packard\MultiPROBE\bin\Balance\BAL-DG1005-100ul-0ul-Run3

| Tip # | Repl # | Dsp. Wt. | # Std from Mean |
|---|---|---|---|
| 1 | 1 | 100.11 | 0.17 |
| 1 | 2 | 100.22 | 0.28 |
| 1 | 3 | 100.13 | 0.19 |
| 1 | 4 | 99.69 | -0.25 |
| 1 | 5 | 99.56 | -0.38 |
| 1 | 6 | | -99.94 |
| 1 | 7 | | -99.94 |
| 1 | 8 | | -99.94 |
| 1 | 9 | | -99.94 |
| 1 | 10 | | -99.94 |
| 2 | 1 | 98.15 | 0.38 |
| 2 | 2 | 98.18 | 0.41 |
| 2 | 3 | 98.92 | 1.15 |
| 2 | 4 | 97.11 | -0.66 |
| 2 | 5 | 96.50 | -1.27 |
| 2 | 6 | | -97.77 |
| 2 | 7 | | -97.77 |
| 2 | 8 | | -97.77 |
| 2 | 9 | | -97.77 |
| 2 | 10 | | -97.77 |
| 3 | 1 | 100.83 | -0.05 |
| 3 | 2 | 100.94 | 0.06 |
| 3 | 3 | 101.01 | 0.13 |
| 3 | 4 | 100.87 | -0.01 |
| 3 | 5 | 100.74 | -0.14 |
| 3 | 6 | | -100.88 |
| 3 | 7 | | -100.88 |
| 3 | 8 | | -100.88 |
| 3 | 9 | | -100.88 |
| 3 | 10 | | -100.88 |
| 4 | 1 | 101.41 | -0.06 |
| 4 | 2 | 101.45 | -0.02 |
| 4 | 3 | 101.52 | 0.05 |
| 4 | 4 | 101.40 | -0.07 |
| 4 | 5 | 101.57 | 0.10 |
| 4 | 6 | | -101.47 |
| 4 | 7 | | -101.47 |
| 4 | 8 | | -101.47 |
| 4 | 9 | | -101.47 |
| 4 | 10 | | -101.47 |
| 5 | 1 | 100.56 | -0.31 |
| 5 | 2 | 100.74 | -0.13 |

**Tip # 1**

| | |
|---|---|
| Mean | 99.94 |
| Std. Dev. | 0.30 |
| % CV | 0.30 |




**Tip # 2**

| | |
|---|---|
| Mean | 97.77 |
| Std. Dev. | 0.96 |
| % CV | 0.98 |

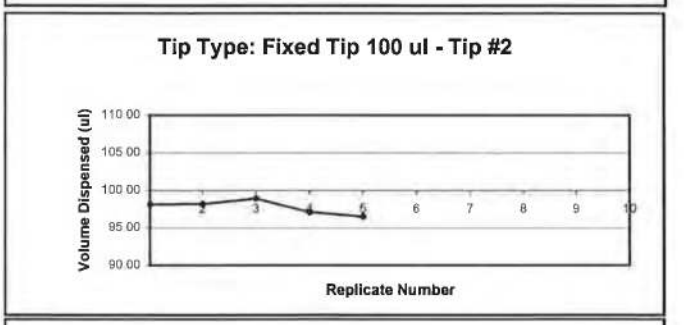


**Tip # 3**

| | |
|---|---|
| Mean | 100.88 |
| Std. Dev. | 0.10 |
| % CV | 0.10 |




**Tip # 4**

| | |
|---|---|
| Mean | 101.47 |
| Std. Dev. | 0.07 |
| % CV | 0.07 |

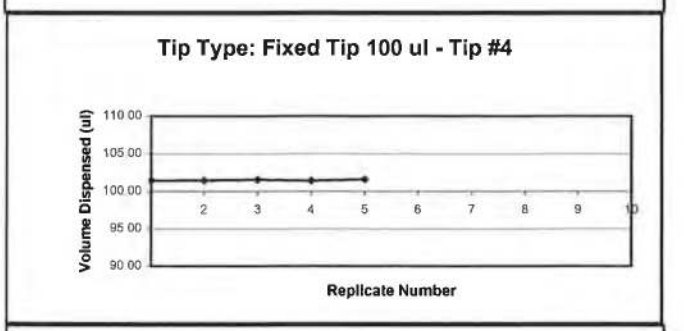


**Tip # 5**

| | |
|---|---|
| Mean | 100.87 |

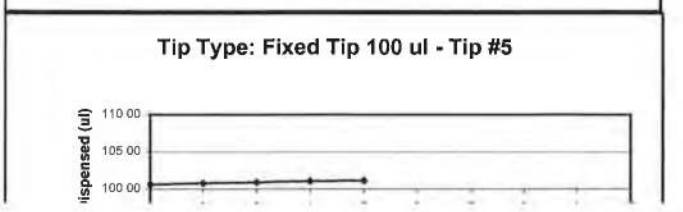

| | | | | | |
|---|---|---|---|---|---|
| 5 | 3 | 100.87 | 0.00 | Std. Dev. | 0.23 |
| 5 | 4 | 101.06 | 0.19 | % CV | 0.23 |
| 5 | 5 | 101.11 | 0.24 | | |
| 5 | 6 | | -100.87 | | |
| 5 | 7 | | -100.87 | | |
| 5 | 8 | | -100.87 | | |
| 5 | 9 | | -100.87 | | |
| 5 | 10 | | -100.87 | | |
| 6 | 1 | 98.22 | -0.71 | Tip # 6 | |
| 6 | 2 | 98.70 | -0.23 | Mean | 98.93 |
| 6 | 3 | 98.22 | -0.71 | Std. Dev. | 1.02 |
| 6 | 4 | 98.84 | -0.09 | % CV | 1.03 |
| 6 | 5 | 100.68 | 1.75 | | |
| 6 | 6 | | -98.93 | | |
| 6 | 7 | | -98.93 | | |
| 6 | 8 | | -98.93 | | |
| 6 | 9 | | -98.93 | | |
| 6 | 10 | | -98.93 | | |
| 7 | 1 | 102.19 | 0.18 | Tip # 7 | |
| 7 | 2 | 102.05 | 0.04 | Mean | 102.01 |
| 7 | 3 | 101.92 | -0.09 | Std. Dev. | 0.21 |
| 7 | 4 | 101.69 | -0.32 | % CV | 0.21 |
| 7 | 5 | 102.21 | 0.20 | | |
| 7 | 6 | | -102.01 | | |
| 7 | 7 | | -102.01 | | |
| 7 | 8 | | -102.01 | | |
| 7 | 9 | | -102.01 | | |
| 7 | 10 | | -102.01 | | |
| 8 | 1 | 100.87 | 0.50 | Tip # 8 | |
| 8 | 2 | 100.25 | -0.12 | Mean | 100.37 |
| 8 | 3 | 100.07 | -0.30 | Std. Dev. | 0.30 |
| 8 | 4 | 100.33 | -0.04 | % CV | 0.30 |
| 8 | 5 | 100.31 | -0.06 | | |
| 8 | 6 | | -100.37 | | |
| 8 | 7 | | -100.37 | | |
| 8 | 8 | | -100.37 | | |
| 8 | 9 | | -100.37 | | |
| 8 | 10 | | -100.37 | | |

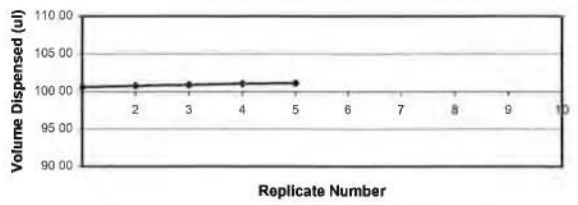


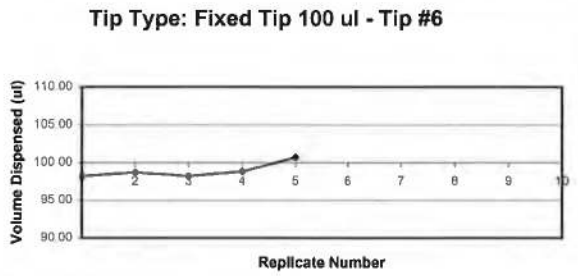


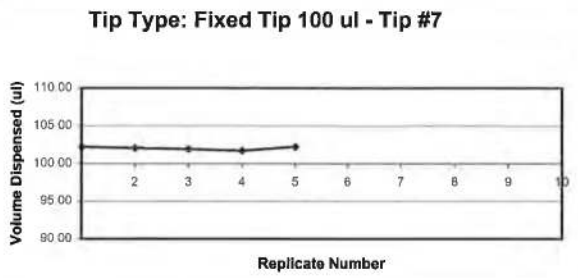





Comment: Water BlowoutMode Fixed Tips (23C) calibrate@ 100uL with NewSlope&Offset 12092007

Case Work
fixed tips
New Slope / Offset

## Balance Test Results

Model: MPII HT EX
Serial Number: DG1005
WinPrep Version: 1.22.0252
Date: 09/12/07
Technician: GSL
Performance File: WaterBlowout1ml FT_ 11092007.prf
Requested Volume (ul): 1000

Tip Type: Fixed Tip
Disposable Tip Lot #: N/A
Sample Type: Nanopure Water
Sample Density (g/ml): 0.997538
System Liquid: Nanopure Water

C:\Packard\MultiPROBE\bin\Balance\BAL-DG1005-1000ul-0ul-Run2

| Across tips | |
|---|---|
| Mean | 998.60 |
| Std. Dev. | 4.16 |
| %CV | 0.42 |
| % Inaccuracy | 0.1 |

| Tip # | Repl # | Dsp. Wt. | # Std from Mean |
|---|---|---|---|
| 1 | 1 | 999.07 | -1.32 |
| 1 | 2 | 1000.82 | 0.43 |
| 1 | 3 | 1000.84 | 0.45 |
| 1 | 4 | 1000.67 | 0.28 |
| 1 | 5 | 1000.53 | 0.14 |
| 1 | 6 | | -1000.39 |
| 1 | 7 | | -1000.39 |
| 1 | 8 | | -1000.39 |
| 1 | 9 | | -1000.39 |
| 1 | 10 | | -1000.39 |
| 2 | 1 | 987.66 | -0.72 |
| 2 | 2 | 988.22 | -0.16 |
| 2 | 3 | 989.15 | 0.77 |
| 2 | 4 | 988.32 | -0.06 |
| 2 | 5 | 988.54 | 0.16 |
| 2 | 6 | | -988.38 |
| 2 | 7 | | -988.38 |
| 2 | 8 | | -988.38 |
| 2 | 9 | | -988.38 |
| 2 | 10 | | -988.38 |
| 3 | 1 | 1000.51 | -0.28 |
| 3 | 2 | 1001.29 | 0.50 |
| 3 | 3 | 1001.98 | 1.19 |
| 3 | 4 | 1001.03 | 0.24 |
| 3 | 5 | 999.15 | -1.64 |
| 3 | 6 | | -1000.79 |
| 3 | 7 | | -1000.79 |
| 3 | 8 | | -1000.79 |
| 3 | 9 | | -1000.79 |
| 3 | 10 | | -1000.79 |
| 4 | 1 | 1000.96 | -0.38 |
| 4 | 2 | 1001.62 | 0.28 |
| 4 | 3 | 1001.56 | 0.22 |
| 4 | 4 | 1001.29 | -0.05 |
| 4 | 5 | 1001.27 | -0.07 |
| 4 | 6 | | -1001.34 |
| 4 | 7 | | -1001.34 |
| 4 | 8 | | -1001.34 |
| 4 | 9 | | -1001.34 |
| 4 | 10 | | -1001.34 |
| 5 | 1 | 997.15 | -1.04 |
| 5 | 2 | 997.83 | -0.36 |

**Tip # 1**

| | |
|---|---|
| Mean | 1000.39 |
| Std. Dev. | 0.75 |
| % CV | 0.07 |




**Tip # 2**

| | |
|---|---|
| Mean | 988.38 |
| Std. Dev. | 0.54 |
| % CV | 0.05 |




**Tip # 3**

| | |
|---|---|
| Mean | 1000.79 |
| Std. Dev. | 1.06 |
| % CV | 0.11 |




**Tip # 4**

| | |
|---|---|
| Mean | 1001.34 |
| Std. Dev. | 0.26 |
| % CV | 0.03 |




**Tip # 5**

| | |
|---|---|
| Mean | 998.19 |



| | | | | | |
|---|---|---|---|---|---|
| 5 | 3 | 998.00 | -0.19 | Std. Dev. | 1.17 |
| 5 | 4 | 997.76 | -0.43 | % CV | 0.12 |
| 5 | 5 | 1000.21 | 2.02 | | |
| 5 | 6 | | -998.19 | | |
| 5 | 7 | | -998.19 | | |
| 5 | 8 | | -998.19 | | |
| 5 | 9 | | -998.19 | | |
| 5 | 10 | | -998.19 | | |
| 6 | 1 | 1000.95 | 1.32 | Tip # 6 | |
| 6 | 2 | 998.99 | -0.64 | Mean | 999.63 |
| 6 | 3 | 999.65 | 0.02 | Std. Dev. | 0.79 |
| 6 | 4 | 999.09 | -0.54 | % CV | 0.08 |
| 6 | 5 | 999.48 | -0.15 | | |
| 6 | 6 | | -999.63 | | |
| 6 | 7 | | -999.63 | | |
| 6 | 8 | | -999.63 | | |
| 6 | 9 | | -999.63 | | |
| 6 | 10 | | -999.63 | | |
| 7 | 1 | 1000.49 | -1.26 | Tip # 7 | |
| 7 | 2 | 1002.28 | 0.53 | Mean | 1001.75 |
| 7 | 3 | 1002.07 | 0.32 | Std. Dev. | 0.72 |
| 7 | 4 | 1001.91 | 0.16 | % CV | 0.07 |
| 7 | 5 | 1001.99 | 0.24 | | |
| 7 | 6 | | -1001.75 | | |
| 7 | 7 | | -1001.75 | | |
| 7 | 8 | | -1001.75 | | |
| 7 | 9 | | -1001.75 | | |
| 7 | 10 | | -1001.75 | | |
| 8 | 1 | 997.83 | -0.54 | Tip # 8 | |
| 8 | 2 | 998.45 | 0.08 | Mean | 998.37 |
| 8 | 3 | 997.95 | -0.42 | Std. Dev. | 0.47 |
| 8 | 4 | 998.70 | 0.33 | % CV | 0.05 |
| 8 | 5 | 998.93 | 0.56 | | |
| 8 | 6 | | -998.37 | | |
| 8 | 7 | | -998.37 | | |
| 8 | 8 | | -998.37 | | |
| 8 | 9 | | -998.37 | | |
| 8 | 10 | | -998.37 | | |













Comment: Water BlowoutMode Fixed Tips (23C) @ 1000uL with NewSlope&Offset 12092007

Extraction Pkt. B

## Balance Test Results

Model: MPII HT EX
Serial Number: DG1005
WinPrep Version: 1.22.0252
Date: 09/13/07
Technician: GSL
Performance File: WaterBlowout1mL DT_ QHSS120907.prf
Requested Volume (ul): 100

Tip Type: 1ml MBP Disposable Tip
Disposable Tip Lot #: 543404
Sample Type: Nanopure Water
Sample Density (g/ml): 0.997538
System Liquid: Nanopure Water
C:\Packard\MultiPROBE\bin\Balance\BAL-DG1005-100ul-100ul-Run7

| Across tips | |
|---|---|
| Mean | 91.96 |
| Std. Dev. | 0.58 |
| %CV | 0.63 |
| % Inaccuracy | 8.0 |

| Tip # | Repl # | Dsp. Wt. | # Std from Mean |
|---|---|---|---|
| 1 | 1 | 92.13 | -0.15 |
| 1 | 2 | 92.23 | -0.05 |
| 1 | 3 | 92.73 | 0.45 |
| 1 | 4 | 92.13 | -0.15 |
| 1 | 5 | 92.13 | -0.15 |
| 1 | 6 | 92.33 | 0.05 |
| 1 | 7 | 92.53 | 0.25 |
| 1 | 8 | 92.23 | -0.05 |
| 1 | 9 | 92.13 | -0.15 |
| 1 | 10 | 92.23 | -0.05 |
| 2 | 1 | 91.32 | -0.30 |
| 2 | 2 | 90.62 | -1.00 |
| 2 | 3 | 91.73 | 0.11 |
| 2 | 4 | 91.43 | -0.19 |
| 2 | 5 | 91.93 | 0.31 |
| 2 | 6 | 92.13 | 0.51 |
| 2 | 7 | 91.02 | -0.60 |
| 2 | 8 | 91.43 | -0.19 |
| 2 | 9 | 92.53 | 0.91 |
| 2 | 10 | 92.03 | 0.41 |
| 3 | 1 | 92.53 | 0.17 |
| 3 | 2 | 93.03 | 0.67 |
| 3 | 3 | 92.63 | 0.27 |
| 3 | 4 | 91.73 | -0.63 |
| 3 | 5 | 92.23 | -0.13 |
| 3 | 6 | 92.53 | 0.17 |
| 3 | 7 | 92.13 | -0.23 |
| 3 | 8 | 92.13 | -0.23 |
| 3 | 9 | 92.53 | 0.17 |
| 3 | 10 | 92.13 | -0.23 |
| 4 | 1 | 92.13 | 0.07 |
| 4 | 2 | 92.13 | 0.07 |
| 4 | 3 | 92.53 | 0.47 |
| 4 | 4 | 91.93 | -0.13 |
| 4 | 5 | 92.13 | 0.07 |
| 4 | 6 | 91.63 | -0.43 |
| 4 | 7 | 92.43 | 0.37 |
| 4 | 8 | 91.73 | -0.33 |
| 4 | 9 | 92.03 | -0.03 |
| 4 | 10 | 91.93 | -0.13 |
| 5 | 1 | 92.63 | 0.57 |
| 5 | 2 | 92.13 | 0.07 |

**Tip # 1**

| | |
|---|---|
| Mean | 92.28 |
| Std. Dev. | 0.20 |
| % CV | 0.22 |

**Tip # 2**

| | |
|---|---|
| Mean | 91.62 |
| Std. Dev. | 0.57 |
| % CV | 0.62 |

**Tip # 3**

| | |
|---|---|
| Mean | 92.36 |
| Std. Dev. | 0.36 |
| % CV | 0.39 |

**Tip # 4**

| | |
|---|---|
| Mean | 92.06 |
| Std. Dev. | 0.28 |
| % CV | 0.30 |

**Tip # 5**

| | |
|---|---|
| Mean | 92.06 |




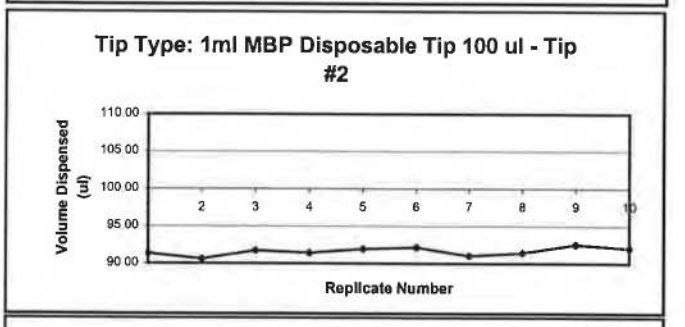


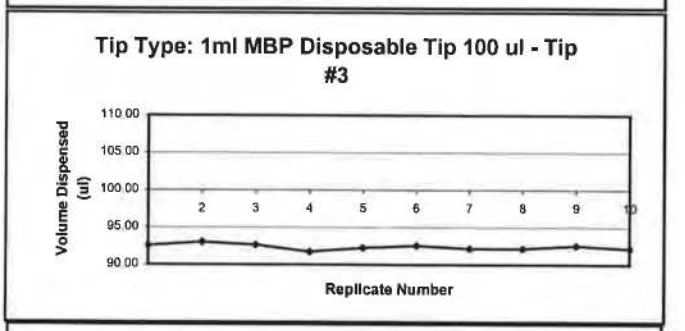


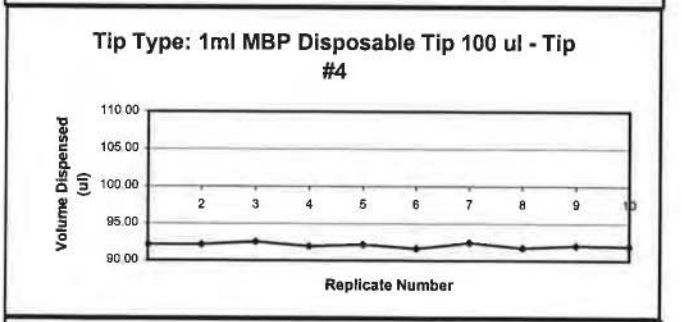




| | | | |
|---|---|---|---|
| 5 | 3 | 91.93 | -0.13 |
| 5 | 4 | 91.73 | -0.33 |
| 5 | 5 | 92.33 | 0.27 |
| 5 | 6 | 92.13 | 0.07 |
| 5 | 7 | 92.13 | 0.07 |
| 5 | 8 | 92.03 | -0.03 |
| 5 | 9 | 92.03 | -0.03 |
| 5 | 10 | 91.53 | -0.53 |
| 6 | 1 | 92.13 | 0.19 |
| 6 | 2 | 91.93 | -0.01 |
| 6 | 3 | 91.93 | -0.01 |
| 6 | 4 | 92.33 | 0.39 |
| 6 | 5 | 91.73 | -0.21 |
| 6 | 6 | 92.03 | 0.09 |
| 6 | 7 | 92.23 | 0.29 |
| 6 | 8 | 91.93 | -0.01 |
| 6 | 9 | 91.32 | -0.62 |
| 6 | 10 | 91.83 | -0.11 |
| 7 | 1 | 91.32 | -0.22 |
| 7 | 2 | 88.32 | -3.22 |
| 7 | 3 | 91.43 | -0.11 |
| 7 | 4 | 91.73 | 0.19 |
| 7 | 5 | 92.23 | 0.69 |
| 7 | 6 | 91.63 | 0.09 |
| 7 | 7 | 92.03 | 0.49 |
| 7 | 8 | 92.63 | 1.09 |
| 7 | 9 | 91.63 | 0.09 |
| 7 | 10 | 92.43 | 0.89 |
| 8 | 1 | 92.13 | 0.29 |
| 8 | 2 | 91.83 | -0.01 |
| 8 | 3 | 91.93 | 0.09 |
| 8 | 4 | 92.13 | 0.29 |
| 8 | 5 | 91.73 | -0.11 |
| 8 | 6 | 91.43 | -0.41 |
| 8 | 7 | 92.13 | 0.29 |
| 8 | 8 | 91.83 | -0.01 |
| 8 | 9 | 91.83 | -0.01 |
| 8 | 10 | 91.43 | -0.41 |

**Std. Dev.** 0.30
**% CV** 0.33

**Tip # 6**

**Mean** 91.94
**Std. Dev.** 0.28
**% CV** 0.31

**Tip # 7**

**Mean** 91.54
**Std. Dev.** 1.21
**% CV** 1.32

**Tip # 8**

**Mean** 91.84
**Std. Dev.** 0.26
**% CV** 0.28

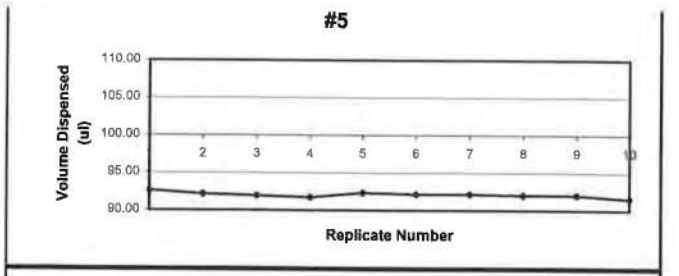


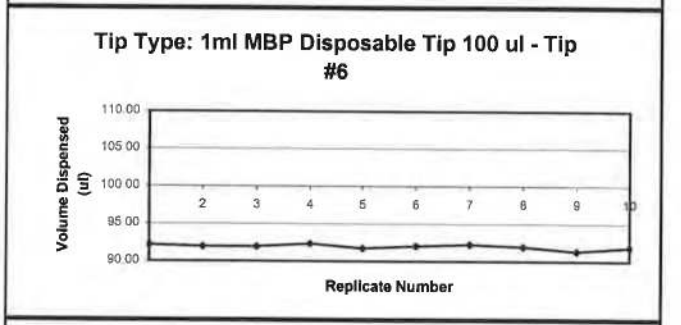


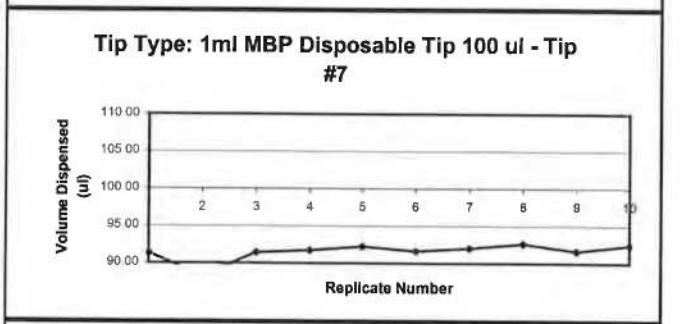


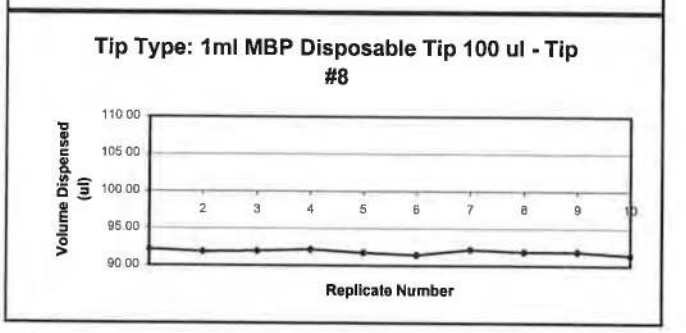


Comment: Water BlowoutMode 1mL MBP Conductive Tips(23C) @100uL 13092007

Extraction Plat. B

## Balance Test Results

Model: MPII HT EX
Serial Number: DG1005
WinPrep Version: 1.22.0252
Date: 09/13/07
Technician: GSL

Tip Type: 1ml MBP Disposable Tip
Disposable Tip Lot #: 543404
Sample Type: Nanopure Water
Sample Density (g/ml): 0.997538
System Liquid: Nanopure Water

| Across tips | |
|---|---|
| Mean | 381.31 |
| Std. Dev. | 1.38 |
| %CV | 0.36 |
| % Inaccuracy | 4.7 |

Performance File: WaterBlowout1mL DT_ QHSS120907.prf
Requested Volume (ul): 400
C:\Packard\MultiPROBE\bin\Balance\BAL-DG1005-400ul-400ul-Run4

| Tip # | Repl # | Dsp. Wt. | # Std from Mean |
|---|---|---|---|
| 1 | 1 | 380.54 | -0.95 |
| 1 | 2 | 380.54 | -0.95 |
| 1 | 3 | 380.44 | -1.05 |
| 1 | 4 | 380.84 | -0.65 |
| 1 | 5 | 381.04 | -0.45 |
| 1 | 6 | 382.34 | 0.85 |
| 1 | 7 | 382.34 | 0.85 |
| 1 | 8 | 382.24 | 0.75 |
| 1 | 9 | 382.14 | 0.65 |
| 1 | 10 | 382.44 | 0.95 |
| 2 | 1 | 380.64 | 0.28 |
| 2 | 2 | 378.63 | -1.73 |
| 2 | 3 | 379.13 | -1.23 |
| 2 | 4 | 378.83 | -1.53 |
| 2 | 5 | 378.73 | -1.63 |
| 2 | 6 | 381.04 | 0.68 |
| 2 | 7 | 382.54 | 2.18 |
| 2 | 8 | 381.64 | 1.28 |
| 2 | 9 | 381.04 | 0.68 |
| 2 | 10 | 381.34 | 0.98 |
| 3 | 1 | 379.53 | -1.04 |
| 3 | 2 | 379.43 | -1.14 |
| 3 | 3 | 379.43 | -1.14 |
| 3 | 4 | 381.64 | 1.07 |
| 3 | 5 | 382.54 | 1.97 |
| 3 | 6 | 381.94 | 1.37 |
| 3 | 7 | 380.64 | 0.07 |
| 3 | 8 | 380.24 | -0.33 |
| 3 | 9 | 380.24 | -0.33 |
| 3 | 10 | 380.04 | -0.53 |
| 4 | 1 | 381.24 | 0.26 |
| 4 | 2 | 381.04 | 0.06 |
| 4 | 3 | 380.74 | -0.24 |
| 4 | 4 | 380.74 | -0.24 |
| 4 | 5 | 380.94 | -0.04 |
| 4 | 6 | 379.84 | -1.14 |
| 4 | 7 | 381.34 | 0.36 |
| 4 | 8 | 381.34 | 0.36 |
| 4 | 9 | 381.34 | 0.36 |
| 4 | 10 | 381.24 | 0.26 |
| 5 | 1 | 379.23 | -1.65 |
| 5 | 2 | 379.33 | -1.55 |

**Tip # 1**

| | |
|---|---|
| Mean | 381.49 |
| Std. Dev. | 0.87 |
| % CV | 0.23 |

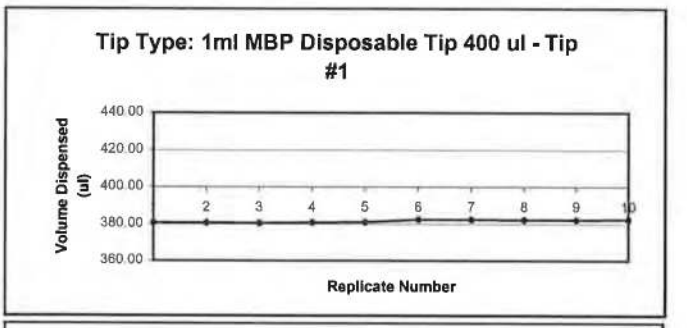


**Tip # 2**

| | |
|---|---|
| Mean | 380.36 |
| Std. Dev. | 1.41 |
| % CV | 0.37 |

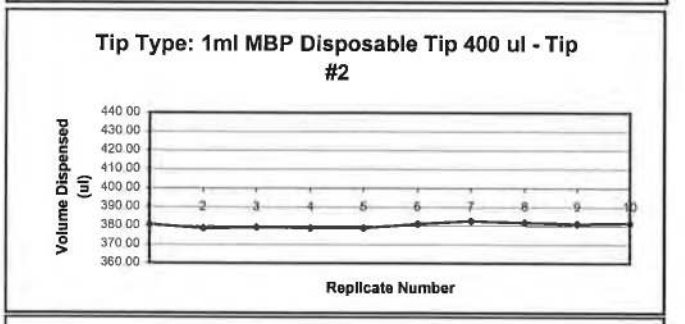


**Tip # 3**

| | |
|---|---|
| Mean | 380.57 |
| Std. Dev. | 1.11 |
| % CV | 0.29 |

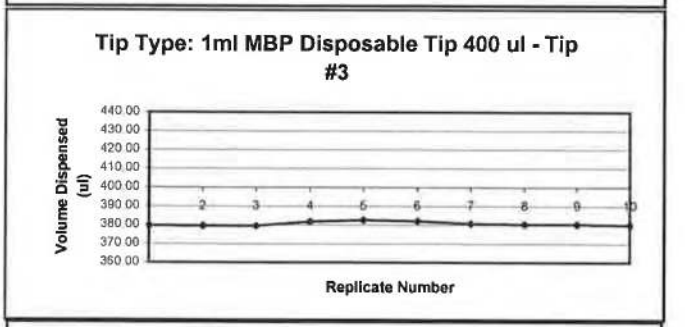


**Tip # 4**

| | |
|---|---|
| Mean | 380.98 |
| Std. Dev. | 0.46 |
| % CV | 0.12 |

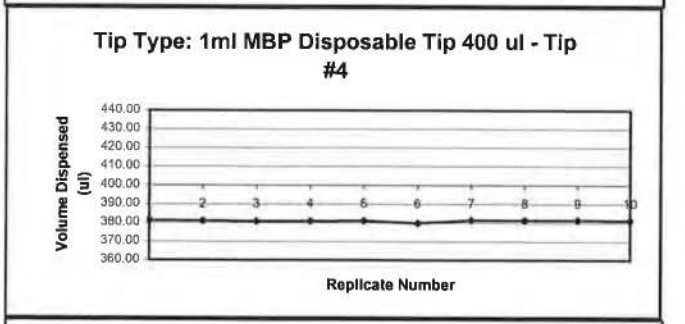


**Tip # 5**

| | |
|---|---|
| Mean | 380.88 |



| | | | |
|---|---|---|---|
| 5 | 3 | 381.54 | 0.66 |
| 5 | 4 | 381.54 | 0.66 |
| 5 | 5 | 381.14 | 0.26 |
| 5 | 6 | 381.94 | 1.06 |
| 5 | 7 | 382.04 | 1.16 |
| 5 | 8 | 381.14 | 0.26 |
| 5 | 9 | 379.84 | -1.04 |
| 5 | 10 | 381.04 | 0.16 |
| 6 | 1 | 381.24 | 0.16 |
| 6 | 2 | 378.53 | -2.55 |
| 6 | 3 | 381.04 | -0.04 |
| 6 | 4 | 381.34 | 0.26 |
| 6 | 5 | 381.04 | -0.04 |
| 6 | 6 | 381.84 | 0.76 |
| 6 | 7 | 381.34 | 0.26 |
| 6 | 8 | 381.44 | 0.36 |
| 6 | 9 | 381.64 | 0.56 |
| 6 | 10 | 381.34 | 0.26 |
| 7 | 1 | 381.34 | -1.37 |
| 7 | 2 | 383.24 | 0.53 |
| 7 | 3 | 382.94 | 0.23 |
| 7 | 4 | 382.54 | -0.17 |
| 7 | 5 | 383.04 | 0.33 |
| 7 | 6 | 381.24 | -1.47 |
| 7 | 7 | 383.44 | 0.73 |
| 7 | 8 | 383.04 | 0.33 |
| 7 | 9 | 382.74 | 0.03 |
| 7 | 10 | 383.54 | 0.83 |
| 8 | 1 | 382.54 | 0.15 |
| 8 | 2 | 381.64 | -0.75 |
| 8 | 3 | 384.15 | 1.76 |
| 8 | 4 | 384.25 | 1.86 |
| 8 | 5 | 383.95 | 1.56 |
| 8 | 6 | 383.44 | 1.05 |
| 8 | 7 | 383.85 | 1.46 |
| 8 | 8 | 381.14 | -1.25 |
| 8 | 9 | 377.53 | -4.86 |
| 8 | 10 | 381.44 | -0.95 |

**Std. Dev.** 1.04
**% CV** 0.27

**Tip # 6**
**Mean** 381.08
**Std. Dev.** 0.93
**% CV** 0.24

**Tip # 7**
**Mean** 382.71
**Std. Dev.** 0.81
**% CV** 0.21

**Tip # 8**
**Mean** 382.39
**Std. Dev.** 2.08
**% CV** 0.54

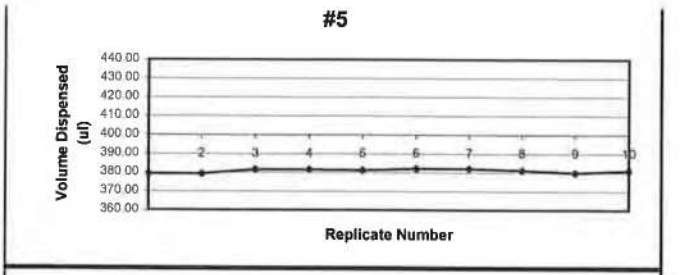


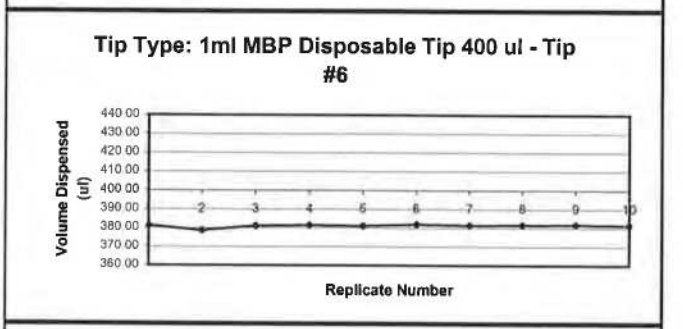


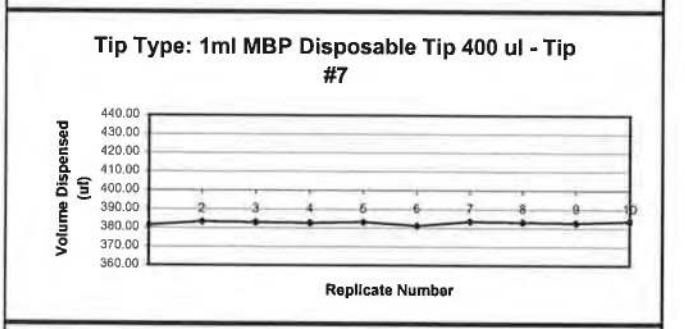





Comment: Water BlowoutMode 1mL MBP Conductive Tips(23C) @400uL 13092007

Extraction Plat. B

## Balance Test Results

Model: MPII HT EX
Serial Number: DG1005
WinPrep Version: 1.22.0252
Date: 09/13/07
Technician: GSL
Performance File: WaterBlowout1mL DT_ QHSS120907.prf
Requested Volume (ul): 700

Tip Type: 1ml MBP Disposable Tip
Disposable Tip Lot #: 543404
Sample Type: Nanopure Water
Sample Density (g/ml): 0.997538
System Liquid: Nanopure Water
C:\Packard\MultiPROBE\bin\Balance\BAL-DG1005-700ul-700ul-Run8

| Across tips | |
|---|---|
| Mean | 669.54 |
| Std. Dev. | 2.11 |
| %CV | 0.31 |
| % Inaccuracy | 4.4 |

| Tip # | Repl # | Dsp. Wt. | # Std from Mean |
|---|---|---|---|
| 1 | 1 | 668.85 | -1.81 |
| 1 | 2 | 669.95 | -0.71 |
| 1 | 3 | 670.55 | -0.11 |
| 1 | 4 | 670.65 | -0.01 |
| 1 | 5 | 671.25 | 0.59 |
| 1 | 6 | 671.15 | 0.49 |
| 1 | 7 | 671.35 | 0.69 |
| 1 | 8 | 670.45 | -0.21 |
| 1 | 9 | 671.05 | 0.39 |
| 1 | 10 | 671.35 | 0.69 |
| 2 | 1 | 667.94 | 0.55 |
| 2 | 2 | 668.25 | 0.86 |
| 2 | 3 | 666.94 | -0.45 |
| 2 | 4 | 667.54 | 0.15 |
| 2 | 5 | 667.44 | 0.05 |
| 2 | 6 | 667.34 | -0.05 |
| 2 | 7 | 667.24 | -0.15 |
| 2 | 8 | 667.24 | -0.15 |
| 2 | 9 | 666.94 | -0.45 |
| 2 | 10 | 667.04 | -0.35 |
| 3 | 1 | 671.45 | 0.17 |
| 3 | 2 | 670.65 | -0.63 |
| 3 | 3 | 671.25 | -0.03 |
| 3 | 4 | 671.55 | 0.27 |
| 3 | 5 | 671.55 | 0.27 |
| 3 | 6 | 671.55 | 0.27 |
| 3 | 7 | 671.05 | -0.23 |
| 3 | 8 | 671.35 | 0.07 |
| 3 | 9 | 671.35 | 0.07 |
| 3 | 10 | 671.05 | -0.23 |
| 4 | 1 | 669.55 | 0.60 |
| 4 | 2 | 669.85 | 0.90 |
| 4 | 3 | 669.25 | 0.30 |
| 4 | 4 | 668.95 | 0.00 |
| 4 | 5 | 669.15 | 0.20 |
| 4 | 6 | 669.35 | 0.40 |
| 4 | 7 | 668.75 | -0.20 |
| 4 | 8 | 669.15 | 0.20 |
| 4 | 9 | 667.64 | -1.31 |
| 4 | 10 | 667.84 | -1.11 |
| 5 | 1 | 668.85 | 0.06 |
| 5 | 2 | 669.65 | 0.86 |

**Tip # 1**

| | |
|---|---|
| Mean | 670.66 |
| Std. Dev. | 0.78 |
| % CV | 0.12 |

**Tip # 2**

| | |
|---|---|
| Mean | 667.39 |
| Std. Dev. | 0.43 |
| % CV | 0.06 |

**Tip # 3**

| | |
|---|---|
| Mean | 671.28 |
| Std. Dev. | 0.29 |
| % CV | 0.04 |

**Tip # 4**

| | |
|---|---|
| Mean | 668.95 |
| Std. Dev. | 0.71 |
| % CV | 0.11 |

**Tip # 5**

| | |
|---|---|
| Mean | 668.79 |

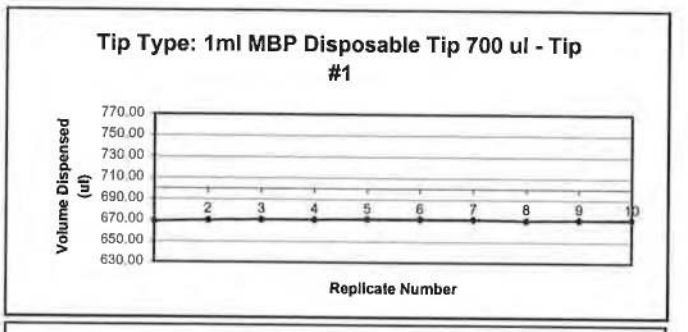


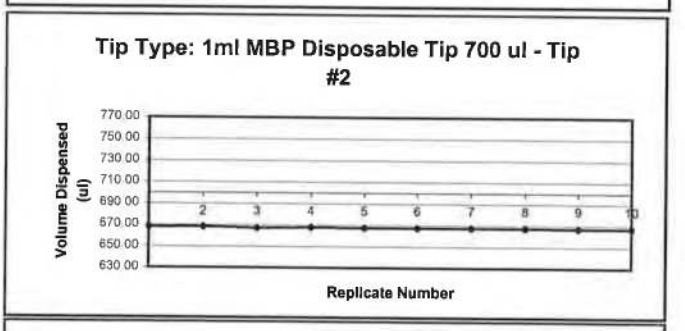


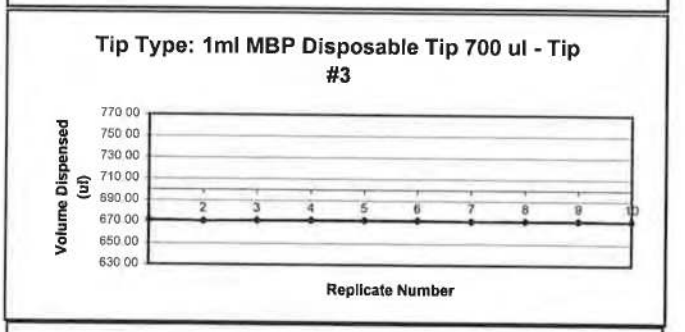


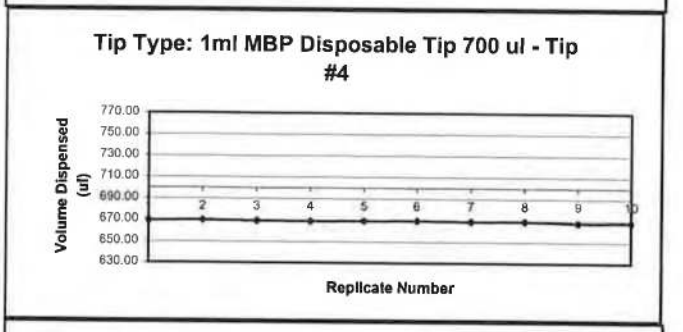


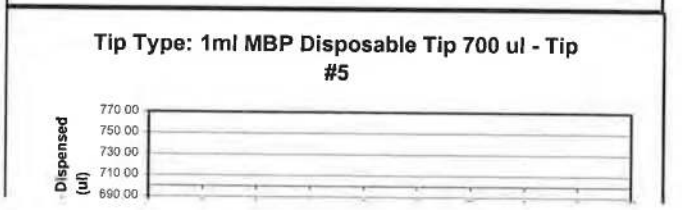

| | | | |
|---|---|---|---|
| 5 | 3 | 669.45 | 0.66 |
| 5 | 4 | 668.65 | -0.14 |
| 5 | 5 | 668.35 | -0.44 |
| 5 | 6 | 668.55 | -0.24 |
| 5 | 7 | 669.15 | 0.36 |
| 5 | 8 | 668.85 | 0.06 |
| 5 | 9 | 668.35 | -0.44 |
| 5 | 10 | 668.04 | -0.75 |
| 6 | 1 | 669.65 | 0.22 |
| 6 | 2 | 668.95 | -0.48 |
| 6 | 3 | 668.25 | -1.18 |
| 6 | 4 | 668.35 | -1.08 |
| 6 | 5 | 667.64 | -1.79 |
| 6 | 6 | 667.04 | -2.39 |
| 6 | 7 | 667.94 | -1.49 |
| 6 | 8 | 667.34 | -2.09 |
| 6 | 9 | 682.18 | 12.75 |
| 6 | 10 | 666.94 | -2.49 |
| 7 | 1 | 671.95 | 0.71 |
| 7 | 2 | 672.05 | 0.81 |
| 7 | 3 | 672.05 | 0.81 |
| 7 | 4 | 670.85 | -0.39 |
| 7 | 5 | 671.25 | 0.01 |
| 7 | 6 | 671.95 | 0.71 |
| 7 | 7 | 671.35 | 0.11 |
| 7 | 8 | 669.85 | -1.39 |
| 7 | 9 | 670.45 | -0.79 |
| 7 | 10 | 670.65 | -0.59 |
| 8 | 1 | 670.25 | 1.70 |
| 8 | 2 | 668.85 | 0.30 |
| 8 | 3 | 669.15 | 0.60 |
| 8 | 4 | 667.64 | -0.91 |
| 8 | 5 | 667.64 | -0.91 |
| 8 | 6 | 669.25 | 0.70 |
| 8 | 7 | 668.14 | -0.41 |
| 8 | 8 | 667.94 | -0.61 |
| 8 | 9 | 668.65 | 0.10 |
| 8 | 10 | 667.94 | -0.61 |

**Std. Dev.** 0.51
**% CV** 0.08

**Tip # 6**
**Mean** 669.43
**Std. Dev.** 4.56
**% CV** 0.68

**Tip # 7**
**Mean** 671.24
**Std. Dev.** 0.77
**% CV** 0.12

**Tip # 8**
**Mean** 668.55
**Std. Dev.** 0.84
**% CV** 0.13

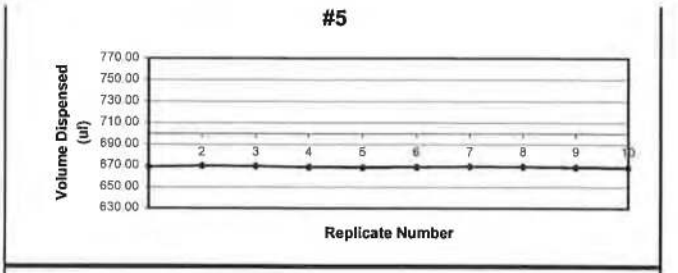


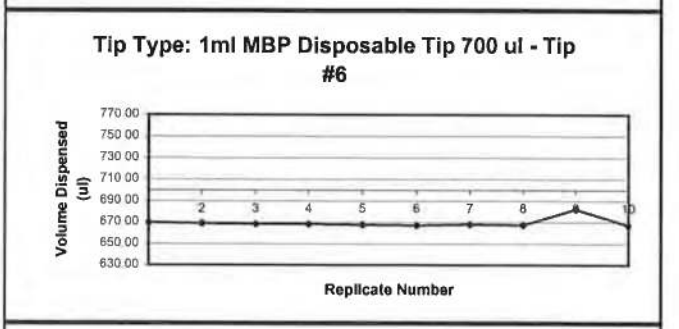


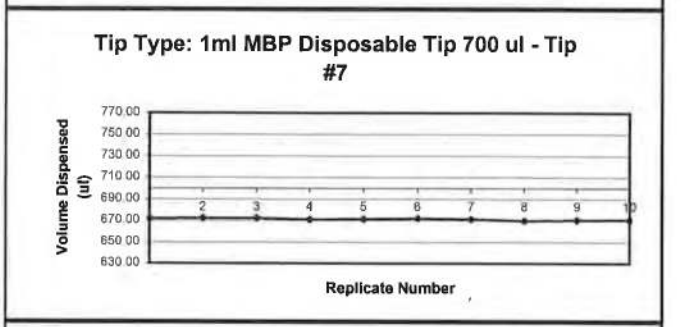


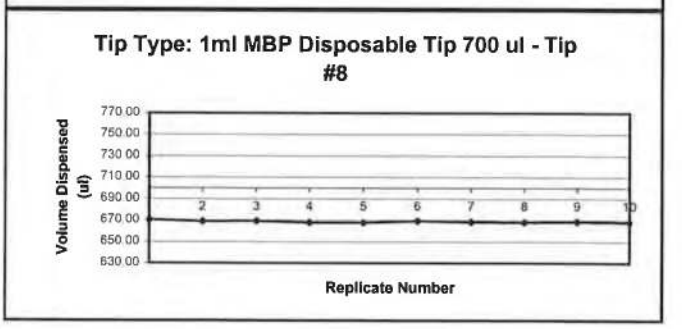


Comment: Water BlowoutMode 1mL MBP Conductive Tips(23C) @700uL 13092007

Extraction Plat. B

## Balance Test Results

Model: MPII HT EX
Serial Number: DG1005
WinPrep Version: 1.22.0252
Date: 09/13/07
Technician: GSL

Tip Type: 1ml MBP Disposable Tip
Disposable Tip Lot #: 543404
Sample Type: Nanopure Water
Sample Density (g/ml): 0.997538
System Liquid: Nanopure Water

| Across tips | |
|---|---|
| Mean | 961.04 |
| Std. Dev. | 3.94 |
| %CV | 0.41 |
| % Inaccuracy | 3.9 |

Performance File: WaterBlowout1mL DT_ QHSS120907.prf
Requested Volume (ul): 1000
C:\Packard\MultiPROBE\bin\Balance\BAL-DG1005-1000ul-1000ul-Run17

| Tip # | Repl # | Dsp. Wt. | # Std from Mean |
|---|---|---|---|
| 1 | 1 | 963.50 | -0.61 |
| 1 | 2 | 964.49 | 0.38 |
| 1 | 3 | 964.45 | 0.34 |
| 1 | 4 | 964.87 | 0.76 |
| 1 | 5 | 965.46 | 1.35 |
| 1 | 6 | 962.97 | -1.14 |
| 1 | 7 | 963.93 | -0.18 |
| 1 | 8 | 963.77 | -0.34 |
| 1 | 9 | 963.27 | -0.84 |
| 1 | 10 | 964.37 | 0.26 |
| 2 | 1 | 955.80 | -0.09 |
| 2 | 2 | 953.45 | -2.44 |
| 2 | 3 | 954.45 | -1.44 |
| 2 | 4 | 956.00 | 0.11 |
| 2 | 5 | 953.44 | -2.45 |
| 2 | 6 | 953.55 | -2.34 |
| 2 | 7 | 958.66 | 2.77 |
| 2 | 8 | 959.36 | 3.47 |
| 2 | 9 | 957.26 | 1.37 |
| 2 | 10 | 956.96 | 1.07 |
| 3 | 1 | 964.21 | -0.04 |
| 3 | 2 | 965.01 | 0.76 |
| 3 | 3 | 964.75 | 0.50 |
| 3 | 4 | 964.43 | 0.18 |
| 3 | 5 | 964.24 | -0.01 |
| 3 | 6 | 964.07 | -0.18 |
| 3 | 7 | 964.68 | 0.43 |
| 3 | 8 | 964.07 | -0.18 |
| 3 | 9 | 963.87 | -0.38 |
| 3 | 10 | 963.17 | -1.08 |
| 4 | 1 | 958.61 | -0.57 |
| 4 | 2 | 958.68 | -0.50 |
| 4 | 3 | 959.36 | 0.18 |
| 4 | 4 | 957.71 | -1.47 |
| 4 | 5 | 959.01 | -0.17 |
| 4 | 6 | 959.56 | 0.38 |
| 4 | 7 | 959.36 | 0.18 |
| 4 | 8 | 959.76 | 0.58 |
| 4 | 9 | 960.26 | 1.08 |
| 4 | 10 | 959.46 | 0.28 |
| 5 | 1 | 961.00 | 0.13 |
| 5 | 2 | 961.14 | 0.27 |

**Tip # 1**

| | |
|---|---|
| Mean | 964.11 |
| Std. Dev. | 0.76 |
| % CV | 0.08 |




**Tip # 2**

| | |
|---|---|
| Mean | 955.89 |
| Std. Dev. | 2.17 |
| % CV | 0.23 |




**Tip # 3**

| | |
|---|---|
| Mean | 964.25 |
| Std. Dev. | 0.52 |
| % CV | 0.05 |




**Tip # 4**

| | |
|---|---|
| Mean | 959.18 |
| Std. Dev. | 0.71 |
| % CV | 0.07 |

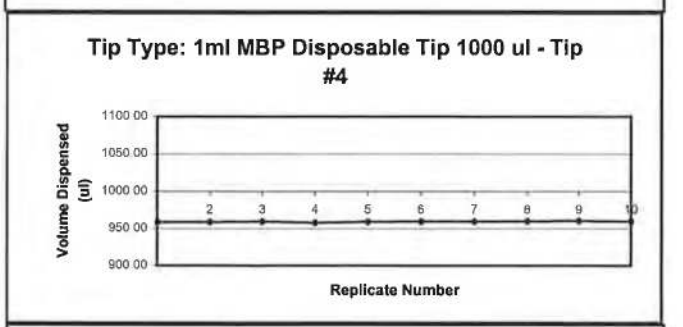


**Tip # 5**

| | |
|---|---|
| Mean | 960.87 |



| | | | |
|---|---|---|---|
| 5 | 3 | 960.76 | -0.11 |
| 5 | 4 | 960.85 | -0.02 |
| 5 | 5 | 960.62 | -0.25 |
| 5 | 6 | 961.37 | 0.50 |
| 5 | 7 | 961.47 | 0.60 |
| 5 | 8 | 960.06 | -0.81 |
| 5 | 9 | 960.87 | 0.00 |
| 5 | 10 | 960.56 | -0.31 |
| 6 | 1 | 958.75 | -2.34 |
| 6 | 2 | 958.66 | -2.43 |
| 6 | 3 | 958.25 | -2.84 |
| 6 | 4 | 978.59 | 17.50 |
| 6 | 5 | 959.13 | -1.96 |
| 6 | 6 | 958.26 | -2.83 |
| 6 | 7 | 959.66 | -1.43 |
| 6 | 8 | 959.86 | -1.23 |
| 6 | 9 | 959.26 | -1.83 |
| 6 | 10 | 960.46 | -0.63 |
| 7 | 1 | 964.64 | -0.06 |
| 7 | 2 | 964.71 | 0.01 |
| 7 | 3 | 964.71 | 0.01 |
| 7 | 4 | 964.90 | 0.20 |
| 7 | 5 | 963.87 | -0.83 |
| 7 | 6 | 964.68 | -0.02 |
| 7 | 7 | 964.57 | -0.13 |
| 7 | 8 | 964.88 | 0.18 |
| 7 | 9 | 965.48 | 0.78 |
| 7 | 10 | 964.57 | -0.13 |
| 8 | 1 | 948.12 | -10.12 |
| 8 | 2 | 959.29 | 1.05 |
| 8 | 3 | 959.22 | 0.98 |
| 8 | 4 | 958.91 | 0.67 |
| 8 | 5 | 958.17 | -0.07 |
| 8 | 6 | 959.76 | 1.52 |
| 8 | 7 | 960.36 | 2.12 |
| 8 | 8 | 960.26 | 2.02 |
| 8 | 9 | 959.46 | 1.22 |
| 8 | 10 | 958.86 | 0.62 |

**Std. Dev.** 0.41
**% CV** 0.04

**Tip # 6**
**Mean** 961.09
**Std. Dev.** 6.19
**% CV** 0.64

**Tip # 7**
**Mean** 964.70
**Std. Dev.** 0.40
**% CV** 0.04

**Tip # 8**
**Mean** 958.24
**Std. Dev.** 3.62
**% CV** 0.38

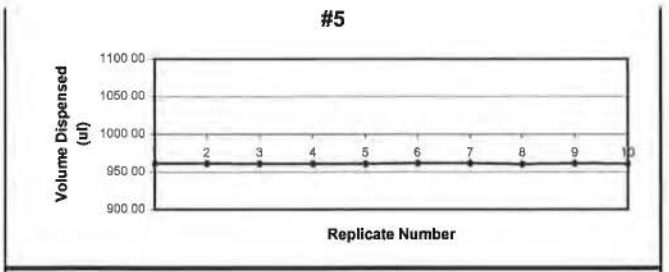





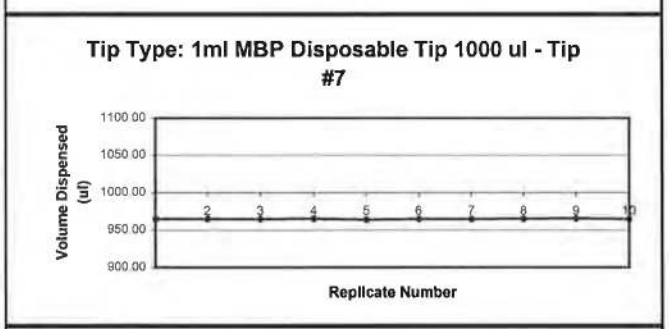





Comment: Water BlowoutMode 1mL MBP Conductive Tips(23C) @1000uL 13092007

FSS.0001.0083.5351

**Gravimetric Assessment CW Extraction 1mL MBP Conductive Sterile Hanging Tips - BLOWOUT mode14092007**

| Expected X | Observed (mean) Y |
|---|---|
| 1000 | 961.04 |
| 700 | 669.54 |
| 400 | 381.31 |
| 100 | 91.96 |

| | |
|---|---|
| Slope | 0.965156667 |
| Offset | -4.873666667 |
| R2 | 0.999994944 |

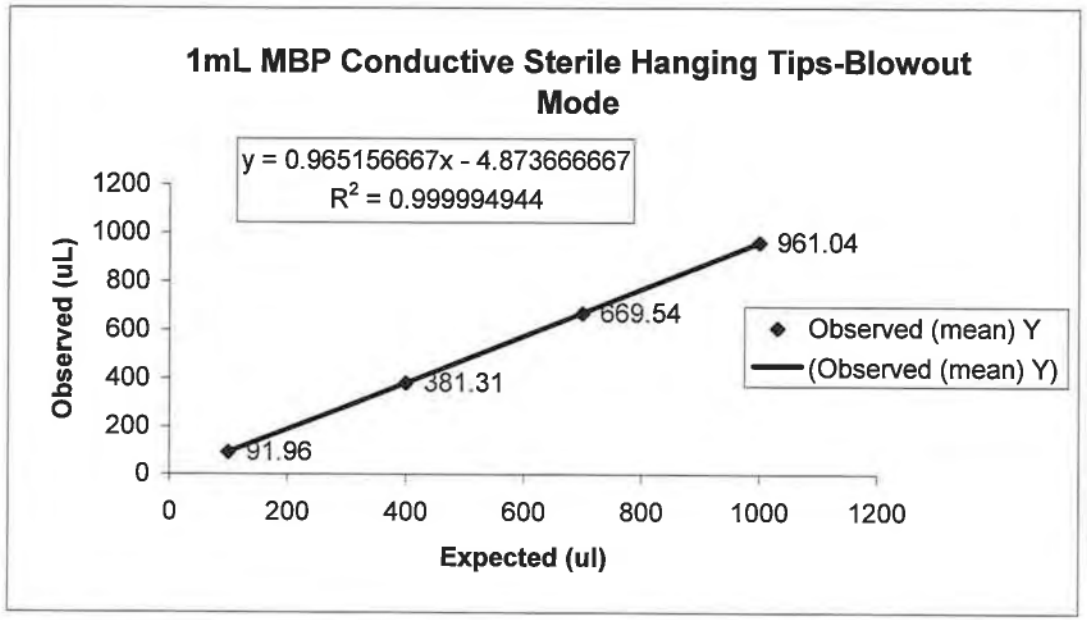

Case Work
New Slope / Offset

## Balance Test Results

Model: MPII HT EX
Serial Number: DG1005
WinPrep Version: 1.22.0252
Date: 09/14/07
Technician: GSL

Tip Type: 1ml MBP Disposable Tip
Disposable Tip Lot #: 543404
Sample Type: Nanopure Water
Sample Density (g/ml): 0.997538
System Liquid: Nanopure Water

| Across tips | |
|---|---|
| Mean | 100.21 |
| Std. Dev. | 0.89 |
| %CV | 0.89 |
| % Inaccuracy | 0.2 |

Performance File: WaterBlowout1mL DT_ QHSS140907.prf
Requested Volume (ul): 100
C:\Packard\MultiPROBE\bin\Balance\BAL-DG1005-100ul-0ul-Run4

| Tip # | Repl # | Dsp. Wt. | # Std from Mean |
|---|---|---|---|
| 1 | 1 | 100.45 | -0.16 |
| 1 | 2 | 100.75 | 0.14 |
| 1 | 3 | 100.45 | -0.16 |
| 1 | 4 | 100.35 | -0.26 |
| 1 | 5 | 101.05 | 0.44 |
| 1 | 6 | | -100.61 |
| 1 | 7 | | -100.61 |
| 1 | 8 | | -100.61 |
| 1 | 9 | | -100.61 |
| 1 | 10 | | -100.61 |
| 2 | 1 | 98.24 | -0.82 |
| 2 | 2 | 99.95 | 0.89 |
| 2 | 3 | 98.74 | -0.32 |
| 2 | 4 | 99.44 | 0.38 |
| 2 | 5 | 98.94 | -0.12 |
| 2 | 6 | | -99.06 |
| 2 | 7 | | -99.06 |
| 2 | 8 | | -99.06 |
| 2 | 9 | | -99.06 |
| 2 | 10 | | -99.06 |
| 3 | 1 | 100.15 | -0.18 |
| 3 | 2 | 100.65 | 0.32 |
| 3 | 3 | 100.05 | -0.28 |
| 3 | 4 | 100.55 | 0.22 |
| 3 | 5 | 100.25 | -0.08 |
| 3 | 6 | | -100.33 |
| 3 | 7 | | -100.33 |
| 3 | 8 | | -100.33 |
| 3 | 9 | | -100.33 |
| 3 | 10 | | -100.33 |
| 4 | 1 | 100.35 | -0.06 |
| 4 | 2 | 100.15 | -0.26 |
| 4 | 3 | 100.65 | 0.24 |
| 4 | 4 | 100.45 | 0.04 |
| 4 | 5 | 100.45 | 0.04 |
| 4 | 6 | | -100.41 |
| 4 | 7 | | -100.41 |
| 4 | 8 | | -100.41 |
| 4 | 9 | | -100.41 |
| 4 | 10 | | -100.41 |
| 5 | 1 | 100.25 | -0.02 |
| 5 | 2 | 100.05 | -0.22 |

**Tip # 1**

| | |
|---|---|
| Mean | 100.61 |
| Std. Dev. | 0.29 |
| % CV | 0.29 |

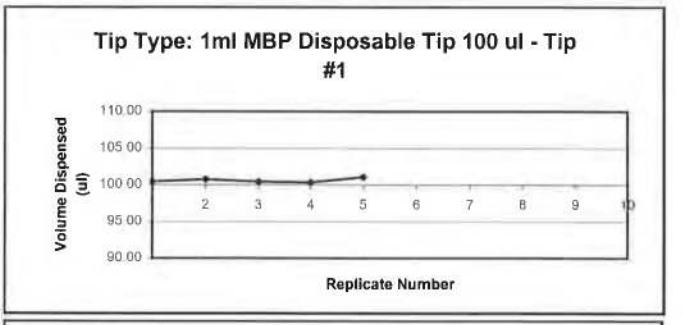


**Tip # 2**

| | |
|---|---|
| Mean | 99.06 |
| Std. Dev. | 0.66 |
| % CV | 0.66 |

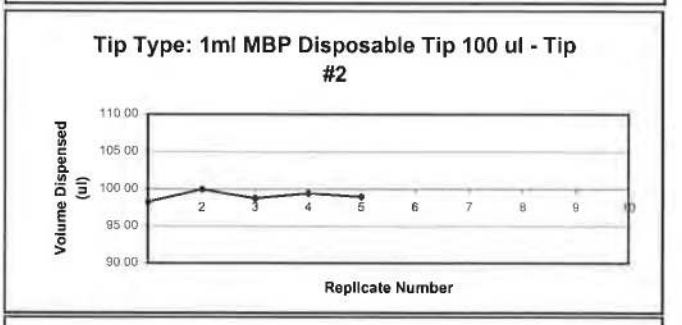


**Tip # 3**

| | |
|---|---|
| Mean | 100.33 |
| Std. Dev. | 0.26 |
| % CV | 0.26 |

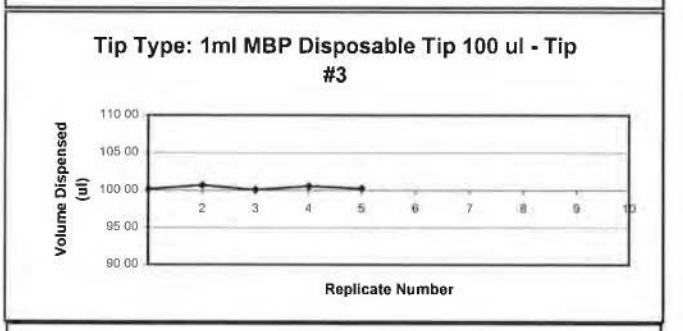


**Tip # 4**

| | |
|---|---|
| Mean | 100.41 |
| Std. Dev. | 0.18 |
| % CV | 0.18 |

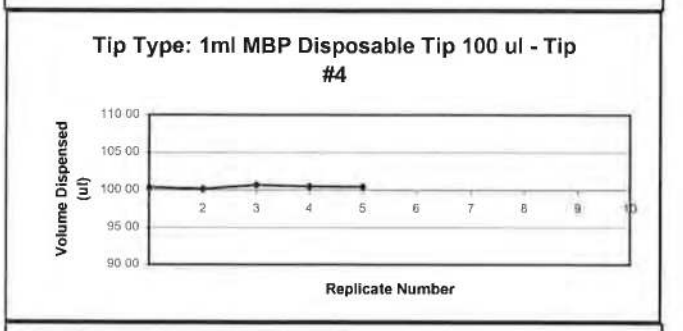


**Tip # 5**

| | |
|---|---|
| Mean | 100.27 |



| | | | | | |
|---|---|---|---|---|---|
| 5 | 3 | 100.15 | -0.12 | **Std. Dev.** | **0.28** |
| 5 | 4 | 100.75 | 0.48 | **% CV** | **0.28** |
| 5 | 5 | 100.15 | -0.12 | | |
| 5 | 6 | | -100.27 | | |
| 5 | 7 | | -100.27 | | |
| 5 | 8 | | -100.27 | | |
| 5 | 9 | | -100.27 | | |
| 5 | 10 | | -100.27 | | |
| 6 | 1 | 100.55 | 0.20 | **Tip # 6** | |
| 6 | 2 | 100.15 | -0.20 | **Mean** | **100.35** |
| 6 | 3 | 100.65 | 0.30 | **Std. Dev.** | **0.25** |
| 6 | 4 | 100.35 | 0.00 | **% CV** | **0.25** |
| 6 | 5 | 100.05 | -0.30 | | |
| 6 | 6 | | -100.35 | | |
| 6 | 7 | | -100.35 | | |
| 6 | 8 | | -100.35 | | |
| 6 | 9 | | -100.35 | | |
| 6 | 10 | | -100.35 | | |
| 7 | 1 | 98.14 | -1.17 | **Tip # 7** | |
| 7 | 2 | 100.05 | 0.74 | **Mean** | **99.31** |
| 7 | 3 | 100.25 | 0.94 | **Std. Dev.** | **0.99** |
| 7 | 4 | 99.75 | 0.44 | **% CV** | **1.00** |
| 7 | 5 | 98.34 | -0.97 | | |
| 7 | 6 | | -99.31 | | |
| 7 | 7 | | -99.31 | | |
| 7 | 8 | | -99.31 | | |
| 7 | 9 | | -99.31 | | |
| 7 | 10 | | -99.31 | | |
| 8 | 1 | 100.85 | -0.50 | **Tip # 8** | |
| 8 | 2 | 101.65 | 0.30 | **Mean** | **101.35** |
| 8 | 3 | 102.35 | 1.00 | **Std. Dev.** | **1.18** |
| 8 | 4 | 99.55 | -1.80 | **% CV** | **1.17** |
| 8 | 5 | 102.35 | 1.00 | | |
| 8 | 6 | | -101.35 | | |
| 8 | 7 | | -101.35 | | |
| 8 | 8 | | -101.35 | | |
| 8 | 9 | | -101.35 | | |
| 8 | 10 | | -101.35 | | |

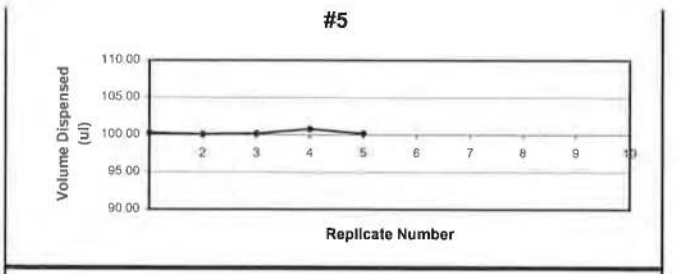


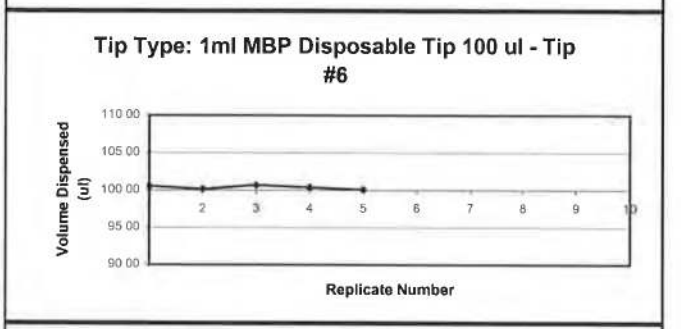


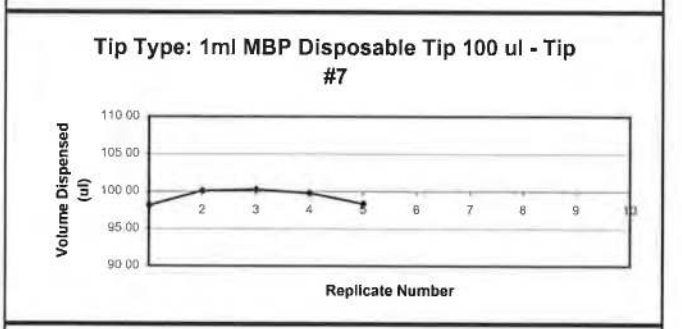


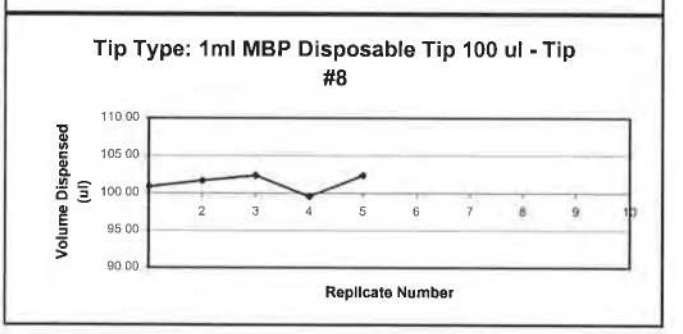


Comment: Water BlowoutMode 1mL MBP Conductive Tips(23C) calib@100uL with Newslope&Offset 14092007

Case Work
New slope / offset

## Balance Test Results

Model: MPII HT EX
Serial Number: DG1005
WinPrep Version: 1.22.0252
Date: 09/14/07
Technician: GSL

Tip Type: 1ml MBP Disposable Tip
Disposable Tip Lot #: 543404
Sample Type: Nanopure Water
Sample Density (g/ml): 0.997538
System Liquid: Nanopure Water

| Across tips | |
|---|---|
| Mean | 999.63 |
| Std. Dev. | 3.92 |
| %CV | 0.39 |
| % Inaccuracy | 0.0 |

Performance File: WaterBlowout1mL DT_ QHSS140907.prf
Requested Volume (ul): 1000
C:\Packard\MultiPROBE\bin\Balance\BAL-DG1005-1000ul-0ul-Run3

| Tip # | Repl # | Dsp. Wt. | # Std from Mean |
|---|---|---|---|
| 1 | 1 | 1002.87 | 0.34 |
| 1 | 2 | 1002.27 | -0.26 |
| 1 | 3 | 1002.57 | 0.04 |
| 1 | 4 | 1002.67 | 0.14 |
| 1 | 5 | 1002.27 | -0.26 |
| 1 | 6 | | -1002.53 |
| 1 | 7 | | -1002.53 |
| 1 | 8 | | -1002.53 |
| 1 | 9 | | -1002.53 |
| 1 | 10 | | -1002.53 |
| 2 | 1 | 993.45 | -0.88 |
| 2 | 2 | 991.74 | -2.59 |
| 2 | 3 | 993.85 | -0.48 |
| 2 | 4 | 998.96 | 4.63 |
| 2 | 5 | 993.65 | -0.68 |
| 2 | 6 | | -994.33 |
| 2 | 7 | | -994.33 |
| 2 | 8 | | -994.33 |
| 2 | 9 | | -994.33 |
| 2 | 10 | | -994.33 |
| 3 | 1 | 1003.27 | 0.42 |
| 3 | 2 | 1002.77 | -0.08 |
| 3 | 3 | 1003.07 | 0.22 |
| 3 | 4 | 1002.77 | -0.08 |
| 3 | 5 | 1002.37 | -0.48 |
| 3 | 6 | | -1002.85 |
| 3 | 7 | | -1002.85 |
| 3 | 8 | | -1002.85 |
| 3 | 9 | | -1002.85 |
| 3 | 10 | | -1002.85 |
| 4 | 1 | 997.56 | -1.22 |
| 4 | 2 | 998.16 | -0.62 |
| 4 | 3 | 999.36 | 0.58 |
| 4 | 4 | 999.66 | 0.88 |
| 4 | 5 | 999.16 | 0.38 |
| 4 | 6 | | -998.78 |
| 4 | 7 | | -998.78 |
| 4 | 8 | | -998.78 |
| 4 | 9 | | -998.78 |
| 4 | 10 | | -998.78 |
| 5 | 1 | 1000.36 | -0.36 |
| 5 | 2 | 1000.86 | 0.14 |

**Tip # 1**

| | |
|---|---|
| Mean | 1002.53 |
| Std. Dev. | 0.26 |
| % CV | 0.03 |

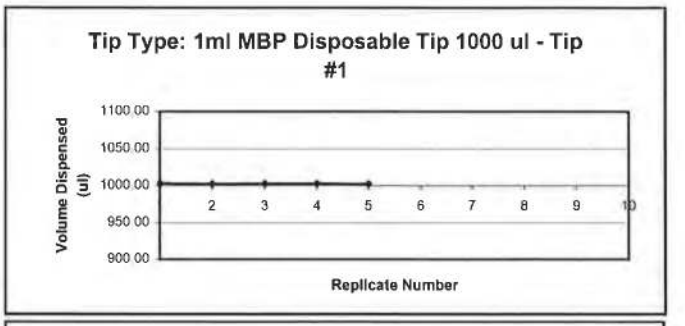


**Tip # 2**

| | |
|---|---|
| Mean | 994.33 |
| Std. Dev. | 2.72 |
| % CV | 0.27 |

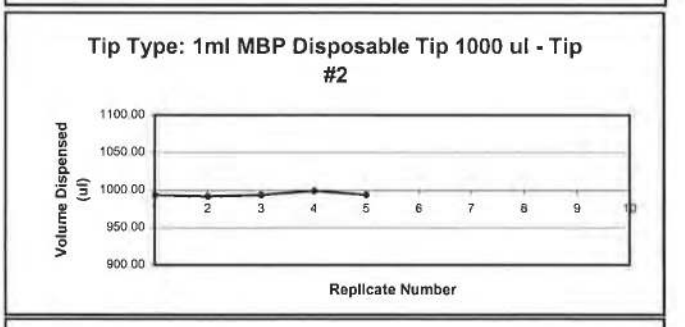


**Tip # 3**

| | |
|---|---|
| Mean | 1002.85 |
| Std. Dev. | 0.34 |
| % CV | 0.03 |

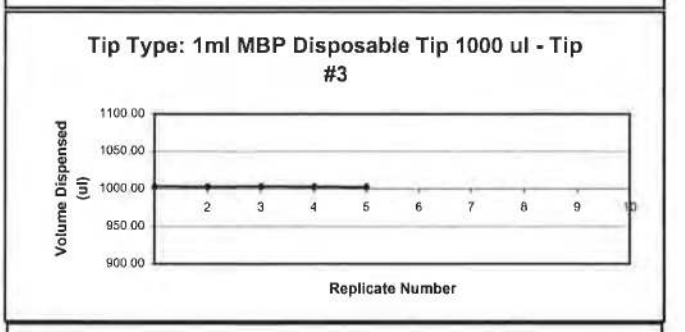


**Tip # 4**

| | |
|---|---|
| Mean | 998.78 |
| Std. Dev. | 0.88 |
| % CV | 0.09 |

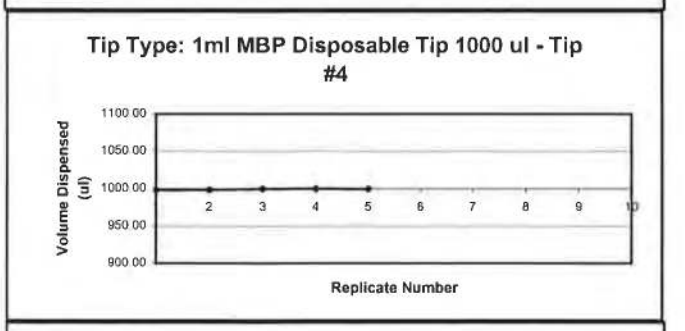


**Tip # 5**

| | |
|---|---|
| Mean | 1000.72 |

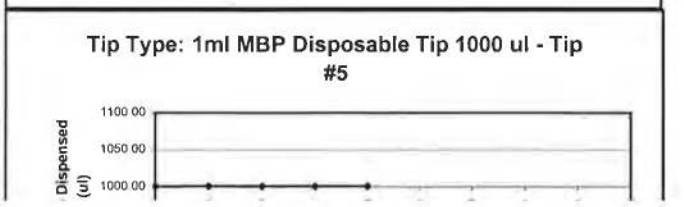

| | | | | | |
|---|---|---|---|---|---|
| 5 | 3 | 1000.76 | 0.04 | **Std. Dev.** | **0.21** |
| 5 | 4 | 1000.86 | 0.14 | **% CV** | **0.02** |
| 5 | 5 | 1000.76 | 0.04 | | |
| 5 | 6 | | -1000.72 | | |
| 5 | 7 | | -1000.72 | | |
| 5 | 8 | | -1000.72 | | |
| 5 | 9 | | -1000.72 | | |
| 5 | 10 | | -1000.72 | | |
| 6 | 1 | 998.86 | 0.60 | **Tip # 6** | |
| 6 | 2 | 997.66 | -0.60 | **Mean** | **998.26** |
| 6 | 3 | 998.46 | 0.20 | **Std. Dev.** | **0.49** |
| 6 | 4 | 998.46 | 0.20 | **% CV** | **0.05** |
| 6 | 5 | 997.86 | -0.40 | | |
| 6 | 6 | | -998.26 | | |
| 6 | 7 | | -998.26 | | |
| 6 | 8 | | -998.26 | | |
| 6 | 9 | | -998.26 | | |
| 6 | 10 | | -998.26 | | |
| 7 | 1 | 1004.67 | 0.36 | **Tip # 7** | |
| 7 | 2 | 1004.97 | 0.66 | **Mean** | **1004.31** |
| 7 | 3 | 1004.67 | 0.36 | **Std. Dev.** | **0.67** |
| 7 | 4 | 1003.87 | -0.44 | **% CV** | **0.07** |
| 7 | 5 | 1003.37 | -0.94 | | |
| 7 | 6 | | -1004.31 | | |
| 7 | 7 | | -1004.31 | | |
| 7 | 8 | | -1004.31 | | |
| 7 | 9 | | -1004.31 | | |
| 7 | 10 | | -1004.31 | | |
| 8 | 1 | 991.94 | -3.29 | **Tip # 8** | |
| 8 | 2 | 999.06 | 3.83 | **Mean** | **995.23** |
| 8 | 3 | 998.96 | 3.73 | **Std. Dev.** | **5.05** |
| 8 | 4 | 987.93 | -7.30 | **% CV** | **0.51** |
| 8 | 5 | 998.26 | 3.03 | | |
| 8 | 6 | | -995.23 | | |
| 8 | 7 | | -995.23 | | |
| 8 | 8 | | -995.23 | | |
| 8 | 9 | | -995.23 | | |
| 8 | 10 | | -995.23 | | |




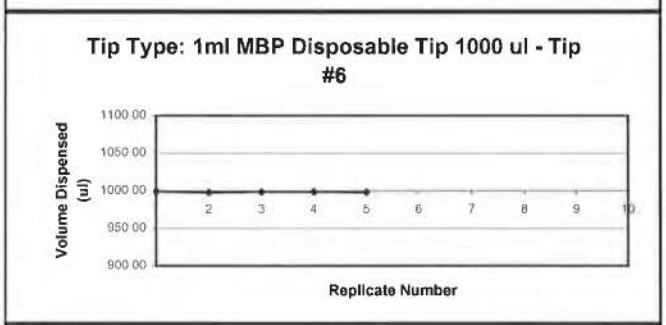


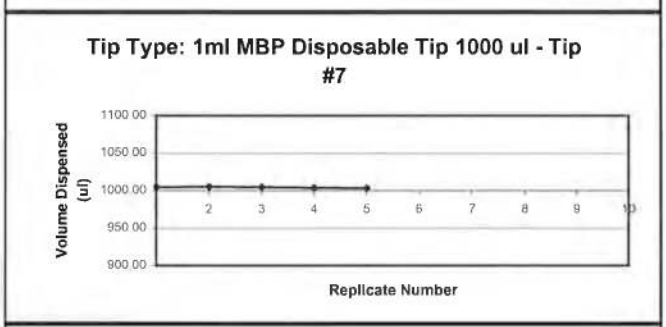


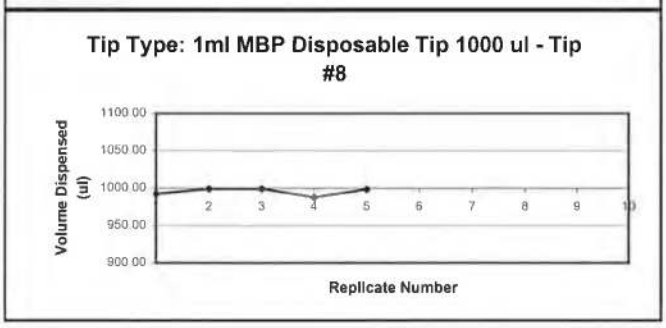


Comment: Water BlowoutMode 1mL MBP Conductive Tips(23C) cal.@1000uL with Newslope&Offset 14092007

Platform B
Fixed tips

## Balance Test Results

Model: MPII HT EX
Serial Number: DG1005
WinPrep Version: 1.22.0252
Date: 10/26/07
Technician: GSL

Tip Type: Fixed Tip
Disposable Tip Lot #: N/A
Sample Type: Nanopure Water
Sample Density (g/ml): 0.997538
System Liquid: Nanopure Water

| Across tips | |
|---|---|
| Mean | 99.74 |
| Std. Dev. | 0.74 |
| %CV | 0.75 |
| % Inaccuracy | 0.3 |

Performance File: WaterBlowout Fixed tips FW 11092007.prf
Requested Volume (ul): 100
C:\Packard\MultiPROBE\bin\Balance\BAL-DG1005-100ul-100ul-Run13

| Tip # | Repl # | Dsp. Wt. | # Std from Mean |
|---|---|---|---|
| 1 | 1 | 99.34 | -0.79 |
| 1 | 2 | 100.05 | -0.08 |
| 1 | 3 | 100.15 | 0.02 |
| 1 | 4 | 99.85 | -0.28 |
| 1 | 5 | 99.95 | -0.18 |
| 1 | 6 | 100.15 | 0.02 |
| 1 | 7 | 100.35 | 0.22 |
| 1 | 8 | 100.75 | 0.62 |
| 1 | 9 | 99.95 | -0.18 |
| 1 | 10 | 100.75 | 0.62 |
| 2 | 1 | 99.04 | -0.02 |
| 2 | 2 | 98.64 | -0.42 |
| 2 | 3 | 98.84 | -0.22 |
| 2 | 4 | 98.14 | -0.92 |
| 2 | 5 | 98.74 | -0.32 |
| 2 | 6 | 99.55 | 0.49 |
| 2 | 7 | 99.34 | 0.28 |
| 2 | 8 | 99.75 | 0.69 |
| 2 | 9 | 99.34 | 0.28 |
| 2 | 10 | 99.24 | 0.18 |
| 3 | 1 | 99.04 | -0.47 |
| 3 | 2 | 99.55 | 0.03 |
| 3 | 3 | 99.24 | -0.28 |
| 3 | 4 | 99.14 | -0.38 |
| 3 | 5 | 99.04 | -0.47 |
| 3 | 6 | 99.44 | -0.08 |
| 3 | 7 | 100.25 | 0.73 |
| 3 | 8 | 99.75 | 0.23 |
| 3 | 9 | 100.15 | 0.64 |
| 3 | 10 | 99.55 | 0.03 |
| 4 | 1 | 100.25 | -0.55 |
| 4 | 2 | 100.55 | -0.25 |
| 4 | 3 | 100.25 | -0.55 |
| 4 | 4 | 100.45 | -0.35 |
| 4 | 5 | 100.95 | 0.15 |
| 4 | 6 | 101.05 | 0.25 |
| 4 | 7 | 101.15 | 0.35 |
| 4 | 8 | 101.05 | 0.25 |
| 4 | 9 | 100.85 | 0.05 |
| 4 | 10 | 101.45 | 0.65 |
| 5 | 1 | 98.84 | -0.66 |
| 5 | 2 | 99.24 | -0.26 |

**Tip # 1**

| | |
|---|---|
| Mean | 100.13 |
| Std. Dev. | 0.42 |
| % CV | 0.42 |




**Tip # 2**

| | |
|---|---|
| Mean | 99.06 |
| Std. Dev. | 0.48 |
| % CV | 0.49 |

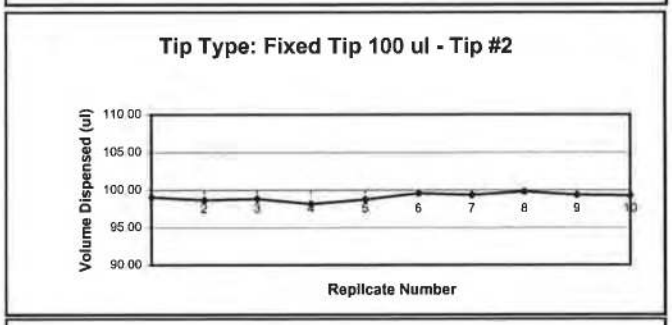


**Tip # 3**

| | |
|---|---|
| Mean | 99.52 |
| Std. Dev. | 0.43 |
| % CV | 0.43 |




**Tip # 4**

| | |
|---|---|
| Mean | 100.80 |
| Std. Dev. | 0.41 |
| % CV | 0.40 |




**Tip # 5**

| | |
|---|---|
| Mean | 99.50 |



| | | | | | |
|---|---|---|---|---|---|
| 5 | 3 | 99.44 | -0.06 | **Std. Dev.** | **0.40** |
| 5 | 4 | 98.94 | -0.56 | **% CV** | **0.40** |
| 5 | 5 | 99.55 | 0.05 | | |
| 5 | 6 | 99.44 | -0.06 | | |
| 5 | 7 | 99.85 | 0.35 | | |
| 5 | 8 | 100.05 | 0.55 | | |
| 5 | 9 | 99.85 | 0.35 | | |
| 5 | 10 | 99.75 | 0.25 | | |
| 6 | 1 | 99.55 | -0.33 | **Tip # 6** | |
| 6 | 2 | 99.85 | -0.03 | **Mean** | **99.88** |
| 6 | 3 | 99.44 | -0.44 | **Std. Dev.** | **0.36** |
| 6 | 4 | 99.65 | -0.23 | **% CV** | **0.36** |
| 6 | 5 | 99.65 | -0.23 | | |
| 6 | 6 | 99.85 | -0.03 | | |
| 6 | 7 | 99.95 | 0.07 | | |
| 6 | 8 | 100.45 | 0.57 | | |
| 6 | 9 | 100.55 | 0.67 | | |
| 6 | 10 | 99.85 | -0.03 | | |
| 7 | 1 | 99.95 | -0.35 | **Tip # 7** | |
| 7 | 2 | 99.85 | -0.45 | **Mean** | **100.30** |
| 7 | 3 | 100.15 | -0.15 | **Std. Dev.** | **0.35** |
| 7 | 4 | 99.95 | -0.35 | **% CV** | **0.35** |
| 7 | 5 | 100.35 | 0.05 | | |
| 7 | 6 | 100.15 | -0.15 | | |
| 7 | 7 | 100.55 | 0.25 | | |
| 7 | 8 | 100.55 | 0.25 | | |
| 7 | 9 | 100.55 | 0.25 | | |
| 7 | 10 | 100.95 | 0.65 | | |
| 8 | 1 | 98.44 | -0.27 | **Tip # 8** | |
| 8 | 2 | 98.54 | -0.17 | **Mean** | **98.71** |
| 8 | 3 | 98.94 | 0.23 | **Std. Dev.** | **0.28** |
| 8 | 4 | 98.74 | 0.03 | **% CV** | **0.28** |
| 8 | 5 | 98.84 | 0.13 | | |
| 8 | 6 | 98.14 | -0.57 | | |
| 8 | 7 | 99.04 | 0.33 | | |
| 8 | 8 | 98.64 | -0.07 | | |
| 8 | 9 | 98.94 | 0.23 | | |
| 8 | 10 | 98.84 | 0.13 | | |

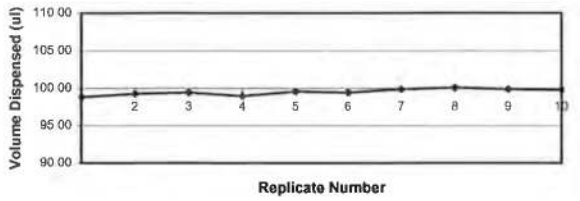


**Tip Type: Fixed Tip 100 ul - Tip #6**




**Tip Type: Fixed Tip 100 ul - Tip #7**




**Tip Type: Fixed Tip 100 ul - Tip #8**

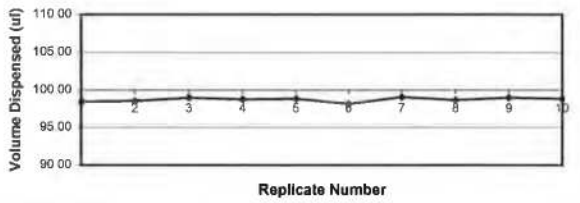


Comment: WaterBowoutMode Fixed Tips(23C) at 100uL 26102007

Platform B
Fixed tips

## Balance Test Results

Model: MPII HT EX
Serial Number: DG1005
WinPrep Version: 1.22.0252
Date: 10/26/07
Technician: GSL

Tip Type: Fixed Tip
Disposable Tip Lot #: N/A
Sample Type: Nanopure Water
Sample Density (g/ml): 0.997538
System Liquid: Nanopure Water

| Across tips | |
|---|---|
| Mean | 398.21 |
| Std. Dev. | 1.30 |
| %CV | 0.33 |
| % Inaccuracy | 0.4 |

Performance File: WaterBlowout Fixed tips FW 11092007.prf
Requested Volume (ul): 400
C:\Packard\MultiPROBE\bin\Balance\BAL-DG1005-400ul-400ul-Run7

| Tip # | Repl # | Dsp. Wt. | # Std from Mean |
|---|---|---|---|
| 1 | 1 | 400.09 | 0.15 |
| 1 | 2 | 401.09 | 1.15 |
| 1 | 3 | 400.69 | 0.75 |
| 1 | 4 | 399.38 | -0.56 |
| 1 | 5 | 399.68 | -0.26 |
| 1 | 6 | 399.78 | -0.16 |
| 1 | 7 | 399.68 | -0.26 |
| 1 | 8 | 399.98 | 0.04 |
| 1 | 9 | 400.29 | 0.35 |
| 1 | 10 | 398.78 | -1.16 |
| 2 | 1 | 396.28 | -0.16 |
| 2 | 2 | 396.18 | -0.26 |
| 2 | 3 | 396.38 | -0.06 |
| 2 | 4 | 396.28 | -0.16 |
| 2 | 5 | 396.18 | -0.26 |
| 2 | 6 | 396.88 | 0.44 |
| 2 | 7 | 396.38 | -0.06 |
| 2 | 8 | 395.87 | -0.57 |
| 2 | 9 | 396.88 | 0.44 |
| 2 | 10 | 397.08 | 0.64 |
| 3 | 1 | 397.88 | -0.01 |
| 3 | 2 | 397.28 | -0.61 |
| 3 | 3 | 397.98 | 0.09 |
| 3 | 4 | 397.78 | -0.11 |
| 3 | 5 | 398.18 | 0.29 |
| 3 | 6 | 397.58 | -0.31 |
| 3 | 7 | 398.28 | 0.39 |
| 3 | 8 | 397.98 | 0.09 |
| 3 | 9 | 397.88 | -0.01 |
| 3 | 10 | 398.08 | 0.19 |
| 4 | 1 | 398.98 | -0.91 |
| 4 | 2 | 400.39 | 0.50 |
| 4 | 3 | 400.79 | 0.90 |
| 4 | 4 | 399.88 | -0.01 |
| 4 | 5 | 399.78 | -0.11 |
| 4 | 6 | 399.08 | -0.81 |
| 4 | 7 | 399.98 | 0.09 |
| 4 | 8 | 399.98 | 0.09 |
| 4 | 9 | 399.98 | 0.09 |
| 4 | 10 | 400.09 | 0.20 |
| 5 | 1 | 397.38 | -0.59 |
| 5 | 2 | 397.88 | -0.09 |

**Tip # 1**

| | |
|---|---|
| Mean | 399.94 |
| Std. Dev. | 0.65 |
| % CV | 0.16 |

**Tip # 2**

| | |
|---|---|
| Mean | 396.44 |
| Std. Dev. | 0.38 |
| % CV | 0.10 |

**Tip # 3**

| | |
|---|---|
| Mean | 397.89 |
| Std. Dev. | 0.29 |
| % CV | 0.07 |

**Tip # 4**

| | |
|---|---|
| Mean | 399.89 |
| Std. Dev. | 0.54 |
| % CV | 0.13 |

**Tip # 5**

| | |
|---|---|
| Mean | 397.97 |















| | | | |
|---|---|---|---|
| 5 | 3 | 397.98 | 0.01 |
| 5 | 4 | 397.98 | 0.01 |
| 5 | 5 | 397.68 | -0.29 |
| 5 | 6 | 397.78 | -0.19 |
| 5 | 7 | 398.08 | 0.11 |
| 5 | 8 | 398.68 | 0.71 |
| 5 | 9 | 397.98 | 0.01 |
| 5 | 10 | 398.28 | 0.31 |
| 6 | 1 | 398.28 | -0.03 |
| 6 | 2 | 397.88 | -0.43 |
| 6 | 3 | 398.38 | 0.07 |
| 6 | 4 | 398.48 | 0.17 |
| 6 | 5 | 398.88 | 0.57 |
| 6 | 6 | 398.48 | 0.17 |
| 6 | 7 | 398.68 | 0.37 |
| 6 | 8 | 397.78 | -0.53 |
| 6 | 9 | 398.28 | -0.03 |
| 6 | 10 | 397.98 | -0.33 |
| 7 | 1 | 398.08 | -0.56 |
| 7 | 2 | 398.98 | 0.34 |
| 7 | 3 | 398.58 | -0.06 |
| 7 | 4 | 398.98 | 0.34 |
| 7 | 5 | 398.28 | -0.36 |
| 7 | 6 | 398.98 | 0.34 |
| 7 | 7 | 398.68 | 0.04 |
| 7 | 8 | 398.88 | 0.24 |
| 7 | 9 | 398.48 | -0.16 |
| 7 | 10 | 398.48 | -0.16 |
| 8 | 1 | 396.88 | 0.30 |
| 8 | 2 | 397.18 | 0.60 |
| 8 | 3 | 396.98 | 0.40 |
| 8 | 4 | 397.18 | 0.60 |
| 8 | 5 | 396.78 | 0.20 |
| 8 | 6 | 396.38 | -0.20 |
| 8 | 7 | 395.87 | -0.71 |
| 8 | 8 | 396.58 | 0.00 |
| 8 | 9 | 395.57 | -1.01 |
| 8 | 10 | 396.38 | -0.20 |

**Std. Dev.** **0.35**
**% CV** **0.09**

**Tip # 6**
**Mean** **398.31**
**Std. Dev.** **0.35**
**% CV** **0.09**

**Tip # 7**
**Mean** **398.64**
**Std. Dev.** **0.32**
**% CV** **0.08**

**Tip # 8**
**Mean** **396.58**
**Std. Dev.** **0.54**
**% CV** **0.14**




**Tip Type: Fixed Tip 400 ul - Tip #6**




**Tip Type: Fixed Tip 400 ul - Tip #7**




**Tip Type: Fixed Tip 400 ul - Tip #8**




Comment: WaterBowoutMode Fixed Tips(23C) at 400uL 26102007

Platform B
Fixed tips

## Balance Test Results

Model: MPII HT EX
Serial Number: DG1005
WinPrep Version: 1.22.0252
Date: 10/26/07
Technician: GSL

Tip Type: Fixed Tip
Disposable Tip Lot #: N/A
Sample Type: Nanopure Water
Sample Density (g/ml): 0.997538
System Liquid: Nanopure Water

| Across tips | |
|---|---|
| Mean | 698.30 |
| Std. Dev. | 4.06 |
| %CV | 0.58 |
| % Inaccuracy | 0.2 |

Performance File: WaterBlowout Fixed tips FW 11092007.prf
Requested Volume (ul): 700
C:\Packard\MultiPROBE\bin\Balance\BAL-DG1005-700ul-700ul-Run11

| Tip # | Repl # | Dsp. Wt. | # Std from Mean |
|---|---|---|---|
| 1 | 1 | 700.93 | 2.25 |
| 1 | 2 | 699.62 | 0.94 |
| 1 | 3 | 698.92 | 0.24 |
| 1 | 4 | 698.22 | -0.46 |
| 1 | 5 | 698.42 | -0.26 |
| 1 | 6 | 698.02 | -0.66 |
| 1 | 7 | 697.92 | -0.76 |
| 1 | 8 | 698.42 | -0.26 |
| 1 | 9 | 697.92 | -0.76 |
| 1 | 10 | 698.42 | -0.26 |
| 2 | 1 | 688.50 | -1.44 |
| 2 | 2 | 689.70 | -0.24 |
| 2 | 3 | 689.20 | -0.74 |
| 2 | 4 | 690.20 | 0.26 |
| 2 | 5 | 690.80 | 0.86 |
| 2 | 6 | 689.90 | -0.04 |
| 2 | 7 | 690.90 | 0.96 |
| 2 | 8 | 689.80 | -0.14 |
| 2 | 9 | 690.40 | 0.46 |
| 2 | 10 | 690.00 | 0.06 |
| 3 | 1 | 699.22 | -1.10 |
| 3 | 2 | 700.73 | 0.41 |
| 3 | 3 | 703.53 | 3.21 |
| 3 | 4 | 700.42 | 0.10 |
| 3 | 5 | 699.02 | -1.30 |
| 3 | 6 | 699.22 | -1.10 |
| 3 | 7 | 699.52 | -0.80 |
| 3 | 8 | 700.12 | -0.20 |
| 3 | 9 | 700.52 | 0.20 |
| 3 | 10 | 700.93 | 0.61 |
| 4 | 1 | 703.13 | 2.68 |
| 4 | 2 | 698.32 | -2.13 |
| 4 | 3 | 699.12 | -1.33 |
| 4 | 4 | 700.22 | -0.23 |
| 4 | 5 | 698.92 | -1.53 |
| 4 | 6 | 702.43 | 1.98 |
| 4 | 7 | 702.63 | 2.18 |
| 4 | 8 | 700.02 | -0.43 |
| 4 | 9 | 700.12 | -0.33 |
| 4 | 10 | 699.62 | -0.83 |
| 5 | 1 | 696.92 | 0.55 |
| 5 | 2 | 696.31 | -0.06 |

**Tip # 1**

| | |
|---|---|
| Mean | 698.68 |
| Std. Dev. | 0.94 |
| % CV | 0.14 |




**Tip # 2**

| | |
|---|---|
| Mean | 689.94 |
| Std. Dev. | 0.72 |
| % CV | 0.10 |




**Tip # 3**

| | |
|---|---|
| Mean | 700.32 |
| Std. Dev. | 1.32 |
| % CV | 0.19 |




**Tip # 4**

| | |
|---|---|
| Mean | 700.45 |
| Std. Dev. | 1.68 |
| % CV | 0.24 |

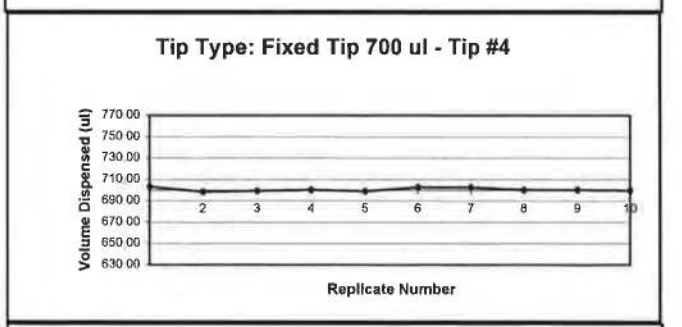


**Tip # 5**

| | |
|---|---|
| Mean | 696.37 |



| | | | | | |
|---|---|---|---|---|---|
| 5 | 3 | 696.51 | 0.14 | Std. Dev. | 0.29 |
| 5 | 4 | 696.31 | -0.06 | % CV | 0.04 |
| 5 | 5 | 696.21 | -0.16 | | |
| 5 | 6 | 696.01 | -0.36 | | |
| 5 | 7 | 696.51 | 0.14 | | |
| 5 | 8 | 696.21 | -0.16 | | |
| 5 | 9 | 696.72 | 0.35 | | |
| 5 | 10 | 696.01 | -0.36 | | |
| 6 | 1 | 701.83 | 4.05 | Tip # 6 | |
| 6 | 2 | 698.12 | 0.34 | Mean | 697.78 |
| 6 | 3 | 697.32 | -0.46 | Std. Dev. | 1.64 |
| 6 | 4 | 697.42 | -0.36 | % CV | 0.23 |
| 6 | 5 | 697.62 | -0.16 | | |
| 6 | 6 | 697.72 | -0.06 | | |
| 6 | 7 | 695.91 | -1.87 | | |
| 6 | 8 | 698.32 | 0.54 | | |
| 6 | 9 | 695.91 | -1.87 | | |
| 6 | 10 | 697.62 | -0.16 | | |
| 7 | 1 | 702.83 | 3.54 | Tip # 7 | |
| 7 | 2 | 701.23 | 1.94 | Mean | 699.29 |
| 7 | 3 | 704.23 | 4.94 | Std. Dev. | 3.36 |
| 7 | 4 | 702.53 | 3.24 | % CV | 0.48 |
| 7 | 5 | 700.02 | 0.73 | | |
| 7 | 6 | 697.42 | -1.87 | | |
| 7 | 7 | 697.82 | -1.47 | | |
| 7 | 8 | 694.31 | -4.98 | | |
| 7 | 9 | 695.61 | -3.68 | | |
| 7 | 10 | 696.92 | -2.37 | | |
| 8 | 1 | 701.53 | -2.01 | Tip # 8 | |
| 8 | 2 | 702.33 | -1.21 | Mean | 703.54 |
| 8 | 3 | 702.73 | -0.81 | Std. Dev. | 1.17 |
| 8 | 4 | 703.53 | -0.01 | % CV | 0.17 |
| 8 | 5 | 702.63 | -0.91 | | |
| 8 | 6 | 704.33 | 0.79 | | |
| 8 | 7 | 704.33 | 0.79 | | |
| 8 | 8 | 704.23 | 0.69 | | |
| 8 | 9 | 704.84 | 1.30 | | |
| 8 | 10 | 704.94 | 1.40 | | |




Tip Type: Fixed Tip 700 ul - Tip #6




Tip Type: Fixed Tip 700 ul - Tip #7

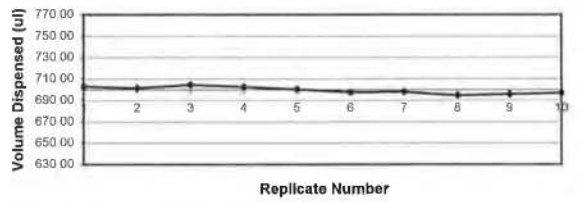


Tip Type: Fixed Tip 700 ul - Tip #8




Comment: WaterBowoutMode Fixed Tips(23C) at 700uL 25102007

26 10 2007 GSL

Platform B
Fixed tips

## Balance Test Results

Model: MPII HT EX
Serial Number: DG1005
WinPrep Version: 1.22.0252
Date: 10/25/07
Technician: GSL

Tip Type: Fixed Tip
Disposable Tip Lot #: N/A
Sample Type: Nanopure Water
Sample Density (g/ml): 0.997538
System Liquid: Nanopure Water

| Across tips | |
|---|---|
| Mean | 997.42 |
| Std. Dev. | 8.16 |
| %CV | 0.82 |
| % Inaccuracy | 0.3 |

Performance File: WaterBlowout Fixed tips FW 11092007.prf
Requested Volume (ul): 1000
C:\Packard\MultiPROBE\bin\Balance\BAL-DG1005-1000ul-1000ul-Run23

| Tip # | Repl # | Dsp. Wt. | # Std from Mean |
|---|---|---|---|
| 1 | 1 | 1002.67 | 2.21 |
| 1 | 2 | 999.86 | -0.60 |
| 1 | 3 | 1001.06 | 0.60 |
| 1 | 4 | 1002.87 | 2.41 |
| 1 | 5 | 1001.77 | 1.31 |
| 1 | 6 | 1005.68 | 5.22 |
| 1 | 7 | 1001.37 | 0.91 |
| 1 | 8 | 997.96 | -2.50 |
| 1 | 9 | 994.35 | -6.11 |
| 1 | 10 | 997.05 | -3.41 |
| 2 | 1 | 980.21 | 2.34 |
| 2 | 2 | 973.30 | -4.57 |
| 2 | 3 | 976.10 | -1.77 |
| 2 | 4 | 971.89 | -5.98 |
| 2 | 5 | 978.31 | 0.44 |
| 2 | 6 | 979.61 | 1.74 |
| 2 | 7 | 980.81 | 2.94 |
| 2 | 8 | 980.41 | 2.54 |
| 2 | 9 | 981.52 | 3.65 |
| 2 | 10 | 976.50 | -1.37 |
| 3 | 1 | 996.75 | -1.55 |
| 3 | 2 | 998.76 | 0.46 |
| 3 | 3 | 1003.97 | 5.67 |
| 3 | 4 | 998.56 | 0.26 |
| 3 | 5 | 1002.27 | 3.97 |
| 3 | 6 | 996.55 | -1.75 |
| 3 | 7 | 996.75 | -1.55 |
| 3 | 8 | 993.95 | -4.35 |
| 3 | 9 | 996.95 | -1.35 |
| 3 | 10 | 998.46 | 0.16 |
| 4 | 1 | 1004.77 | 0.94 |
| 4 | 2 | 1007.48 | 3.65 |
| 4 | 3 | 1001.27 | -2.56 |
| 4 | 4 | 1002.57 | -1.26 |
| 4 | 5 | 1005.78 | 1.95 |
| 4 | 6 | 1003.57 | -0.26 |
| 4 | 7 | 1002.37 | -1.46 |
| 4 | 8 | 1006.08 | 2.25 |
| 4 | 9 | 1002.87 | -0.96 |
| 4 | 10 | 1001.57 | -2.26 |
| 5 | 1 | 1000.26 | 3.26 |
| 5 | 2 | 1002.77 | 5.77 |

**Tip # 1**
Mean 1000.46
Std. Dev. 3.27
% CV 0.33

**Tip # 2**
Mean 977.87
Std. Dev. 3.31
% CV 0.34

**Tip # 3**
Mean 998.30
Std. Dev. 2.92
% CV 0.29

**Tip # 4**
Mean 1003.83
Std. Dev. 2.09
% CV 0.21

**Tip # 5**
Mean 997.00




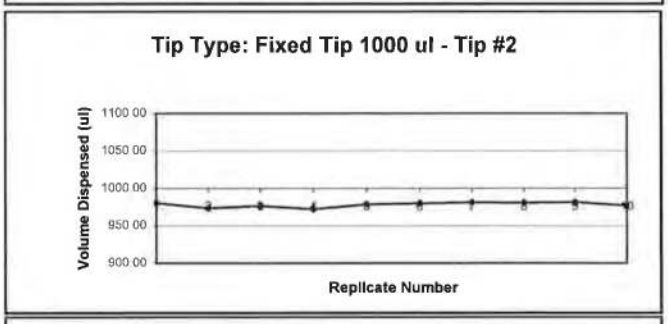


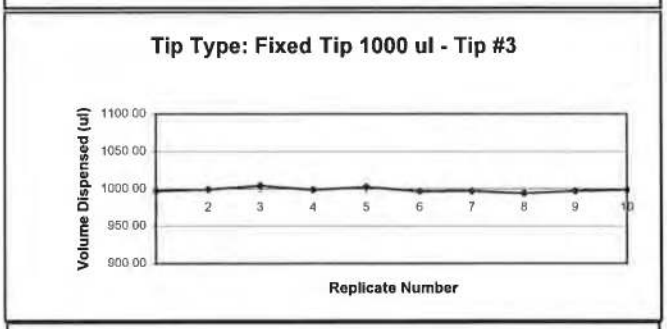


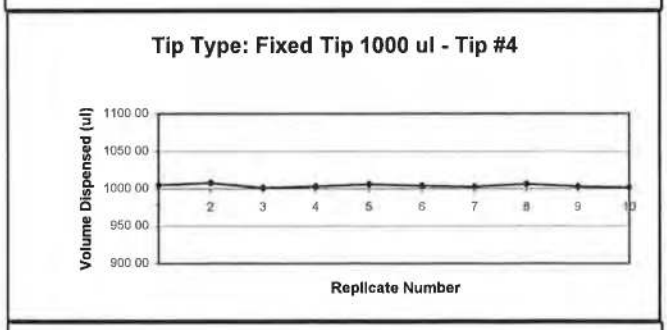




| | | | | | |
|---|---|---|---|---|---|
| 5 | 3 | 998.46 | 1.46 | Std. Dev. | 2.73 |
| 5 | 4 | 995.55 | -1.45 | % CV | 0.27 |
| 5 | 5 | 994.15 | -2.85 | | |
| 5 | 6 | 995.65 | -1.35 | | |
| 5 | 7 | 996.35 | -0.65 | | |
| 5 | 8 | 994.55 | -2.45 | | |
| 5 | 9 | 995.45 | -1.55 | | |
| 5 | 10 | 996.85 | -0.15 | | |
| 6 | 1 | 1006.78 | 5.47 | Tip # 6 | |
| 6 | 2 | 1005.07 | 3.76 | Mean | 1001.31 |
| 6 | 3 | 1009.28 | 7.97 | Std. Dev. | 4.49 |
| 6 | 4 | 1001.06 | -0.25 | % CV | 0.45 |
| 6 | 5 | 1001.97 | 0.66 | | |
| 6 | 6 | 1000.76 | -0.55 | | |
| 6 | 7 | 997.36 | -3.95 | | |
| 6 | 8 | 997.26 | -4.05 | | |
| 6 | 9 | 996.75 | -4.56 | | |
| 6 | 10 | 996.85 | -4.46 | | |
| 7 | 1 | 999.46 | -1.28 | Tip # 7 | |
| 7 | 2 | 1003.47 | 2.73 | Mean | 1000.74 |
| 7 | 3 | 999.76 | -0.98 | Std. Dev. | 2.17 |
| 7 | 4 | 999.06 | -1.68 | % CV | 0.22 |
| 7 | 5 | 996.55 | -4.19 | | |
| 7 | 6 | 1003.77 | 3.03 | | |
| 7 | 7 | 1001.67 | 0.93 | | |
| 7 | 8 | 1001.57 | 0.83 | | |
| 7 | 9 | 1001.77 | 1.03 | | |
| 7 | 10 | 1000.36 | -0.38 | | |
| 8 | 1 | 999.86 | 0.05 | Tip # 8 | |
| 8 | 2 | 999.96 | 0.15 | Mean | 999.81 |
| 8 | 3 | 1000.66 | 0.85 | Std. Dev. | 0.69 |
| 8 | 4 | 1000.76 | 0.95 | % CV | 0.07 |
| 8 | 5 | 1000.26 | 0.45 | | |
| 8 | 6 | 1000.26 | 0.45 | | |
| 8 | 7 | 999.16 | -0.65 | | |
| 8 | 8 | 999.36 | -0.45 | | |
| 8 | 9 | 998.86 | -0.95 | | |
| 8 | 10 | 998.96 | -0.85 | | |

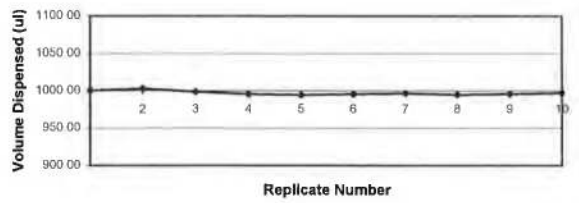


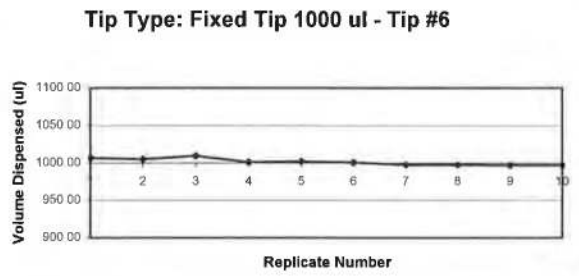


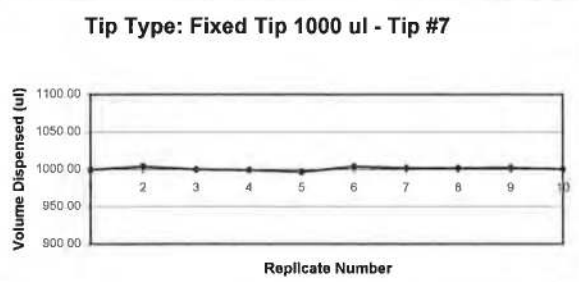





Comment: WaterBowoutMode Fixed Tips(23C) at 1000uL 25102007

**Gravimetric Assessment Extraction Platform_B 1mL Fixed Tips - BLOWOUT mode 26102007**

| Expected X | Observed (mean) Y |
|---|---|
| 1000 | 997.42 |
| 700 | 698.3 |
| 400 | 398.21 |
| 100 | 99.74 |

| | |
|---|---|
| Slope | 0.99771 |
| Offset | -0.323 |
| R2 | 0.999999 |

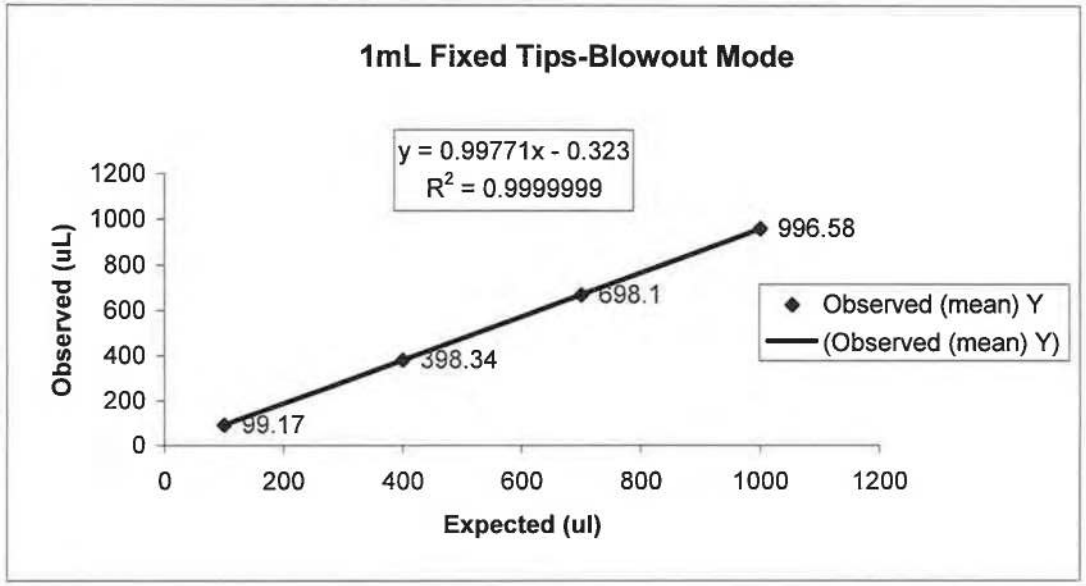

## 9. REFERENCES

Keith Inman and Norah Rudin. Good Forensic Practice - Obligations of the Analyst; Chapter 10. Principles and Practice of Criminalistics. CRC Press 2001.

## 10. ASSOCIATED DOCUMENTS

23876 Training Module – Case Record Documentation and Evidence Management

17113 Technical Review

17116 Receipt of Items

17119 Statement format and content

17168 Procedure for DNA Profile Statistics

17167 Procedure for the Retention and Storage of Items

17161 Use of DNAmaster Spreadsheet

17123 Administrative Review

17122 Receipt of Reference Samples

17142 Examination of Items

22619 Uploading Profiles to NCIDD, Creating and reviewing Links

17137 Interpretation and Acceptance of Results using Profiler and COfiler

16004 Auslab Users Manual Forensic Biology

23849 Common Forensic Biology Terms and Acronyms

23610 Conditioning a Mixture

16026 Contributors to a Mixture

17033, 17035, 17034, 17036 General Examination Forms

INTRANET: QHPSS- Auslab Support

## 11. AMENDMENT HISTORY

| Revision | Date | Author/s | Amendments |
|---|---|---|---|
| 0 | 5 Oct 2005 | P Clausen, Megan Ellis and Robyn Smith | First Issue. Competency based training template / format |
| | | | |

## 12. APPENDICES

Training checklist
Assessment
Records of Assessment

Platform B
Fixed tips New slope + Offset

## Balance Test Results

Model: MPII HT EX
Serial Number: DG1005
WinPrep Version: 1.22.0252
Date: 10/26/07
Technician: GSL

Tip Type: Fixed Tip
Disposable Tip Lot #: N/A
Sample Type: Nanopure Water
Sample Density (g/ml): 0.997538
System Liquid: Nanopure Water

| Across tips | |
|---|---|
| Mean | 50.89 |
| Std. Dev. | 0.91 |
| %CV | 1.78 |
| % Inaccuracy | 1.8 |

Performance File: WaterBlowout Fixed tips FW 26102007.prf
Requested Volume (ul): 50
C:\Packard\MultiPROBE\bin\Balance\BAL-DG1005-100ul-50ul-Run1

| Tip # | Repl # | Dsp. Wt. | # Std from Mean |
|---|---|---|---|
| 1 | 1 | 53.13 | 1.32 |
| 1 | 2 | 52.53 | 0.72 |
| 1 | 3 | 52.03 | 0.22 |
| 1 | 4 | 50.72 | -1.09 |
| 1 | 5 | 50.62 | -1.19 |
| 1 | 6 | | -51.81 |
| 1 | 7 | | -51.81 |
| 1 | 8 | | -51.81 |
| 1 | 9 | | -51.81 |
| 1 | 10 | | -51.81 |
| 2 | 1 | 51.23 | 0.46 |
| 2 | 2 | 51.13 | 0.36 |
| 2 | 3 | 51.53 | 0.76 |
| 2 | 4 | 49.82 | -0.95 |
| 2 | 5 | 50.12 | -0.65 |
| 2 | 6 | | -50.77 |
| 2 | 7 | | -50.77 |
| 2 | 8 | | -50.77 |
| 2 | 9 | | -50.77 |
| 2 | 10 | | -50.77 |
| 3 | 1 | 49.72 | -0.16 |
| 3 | 2 | 50.32 | 0.44 |
| 3 | 3 | 50.42 | 0.54 |
| 3 | 4 | 48.72 | -1.16 |
| 3 | 5 | 50.22 | 0.34 |
| 3 | 6 | | -49.88 |
| 3 | 7 | | -49.88 |
| 3 | 8 | | -49.88 |
| 3 | 9 | | -49.88 |
| 3 | 10 | | -49.88 |
| 4 | 1 | 51.83 | -0.34 |
| 4 | 2 | 52.53 | 0.36 |
| 4 | 3 | 52.23 | 0.06 |
| 4 | 4 | 52.23 | 0.06 |
| 4 | 5 | 52.03 | -0.14 |
| 4 | 6 | | -52.17 |
| 4 | 7 | | -52.17 |
| 4 | 8 | | -52.17 |
| 4 | 9 | | -52.17 |
| 4 | 10 | | -52.17 |
| 5 | 1 | 50.72 | 0.26 |
| 5 | 2 | 50.42 | -0.04 |

| Tip # 1 | |
|---|---|
| Mean | 51.81 |
| Std. Dev. | 1.11 |
| % CV | 2.14 |

| Tip # 2 | |
|---|---|
| Mean | 50.77 |
| Std. Dev. | 0.75 |
| % CV | 1.48 |

| Tip # 3 | |
|---|---|
| Mean | 49.88 |
| Std. Dev. | 0.70 |
| % CV | 1.41 |

| Tip # 4 | |
|---|---|
| Mean | 52.17 |
| Std. Dev. | 0.26 |
| % CV | 0.50 |

| Tip # 5 | |
|---|---|
| Mean | 50.46 |

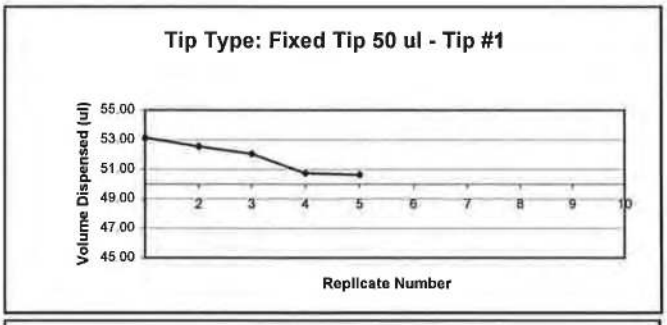


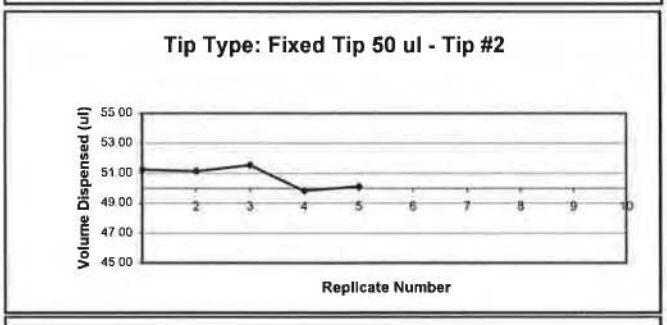


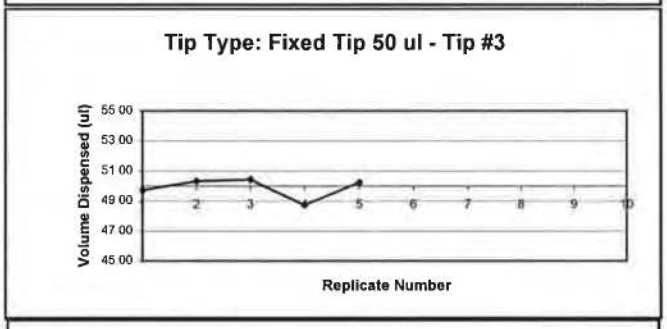


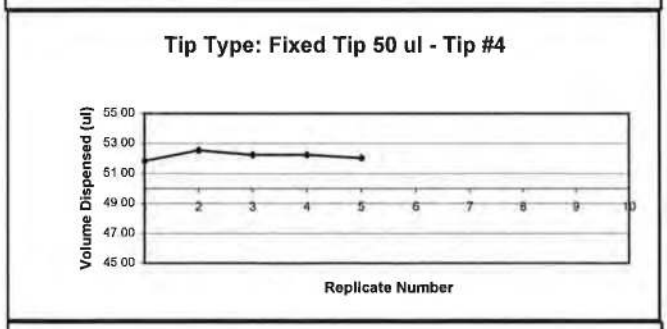




## 5. DEFINITIONS

*Not yet competent*- Further training required in identified areas

*Competent* – Staff member who has been assessed as competent to perform to the required standard without supervision. The supervisor has issued authority to perform procedure without supervision.

*Competent to Train*- The staff member must have relevant years of experience and a required level of competency as determined by the team leader. Staff member must also have attended in-house "Train the Trainer" course or has obtained a Certificate IV Assessment and Workplace Training.

Case Record – consists of all information relating to a particular case. This includes all case histories, receipts, communication with clients, examination notes, analytical data, results and reports.

AUSLAB – name of the Forensic Services Information Technology system

RMU – Results Management Unit

FSLU – Forensic Sciences Liaison Unit

QIS – Quality Information System

COR number – Coronial case number

CRISP number – Crime Reporting Information System for Police

SSF number – a QHSS specific number used to identify Coronial, DVI and miscellaneous cases using AUSLAB

## 6. TRAINING PROTOCOL

The expected time frame to achieve competency in this module is 1 week.

- Read the associated methods and documents
- Discuss the key issues with a competent trainer
- Assist the competent trainer with case, procedure or technique
- Perform procedure, technique or cases under supervision
- Perform the assessment

If competency is not achieved your mentor will discuss the supplementary training required to achieve a competency in this module.

## 7. ASSESSMENT CONDITIONS

- Prior to commencement of assessment modules staff should have completed training checklist with the trainer and have familiarised themselves with reference documentation
- Completion of this Module will be in the work environment during work hours. Assessment should be completed within 2 weeks and documentation returned to the training coordinator.

| | | | | | |
|---|---|---|---|---|---|
| 5 | 3 | 50.42 | -0.04 | **Std. Dev.** | **0.29** |
| 5 | 4 | 50.72 | 0.26 | **% CV** | **0.57** |
| 5 | 5 | 50.02 | -0.44 | | |
| 5 | 6 | | -50.46 | | |
| 5 | 7 | | -50.46 | | |
| 5 | 8 | | -50.46 | | |
| 5 | 9 | | -50.46 | | |
| 5 | 10 | | -50.46 | | |
| 6 | 1 | 50.83 | -0.20 | **Tip # 6** | |
| 6 | 2 | 51.23 | 0.20 | **Mean** | **51.03** |
| 6 | 3 | 51.33 | 0.30 | **Std. Dev.** | **0.26** |
| 6 | 4 | 50.72 | -0.31 | **% CV** | **0.51** |
| 6 | 5 | 51.03 | 0.00 | | |
| 6 | 6 | | -51.03 | | |
| 6 | 7 | | -51.03 | | |
| 6 | 8 | | -51.03 | | |
| 6 | 9 | | -51.03 | | |
| 6 | 10 | | -51.03 | | |
| 7 | 1 | 50.72 | -0.19 | **Tip # 7** | |
| 7 | 2 | 51.03 | 0.12 | **Mean** | **50.91** |
| 7 | 3 | 50.72 | -0.19 | **Std. Dev.** | **0.17** |
| 7 | 4 | 51.03 | 0.12 | **% CV** | **0.33** |
| 7 | 5 | 51.03 | 0.12 | | |
| 7 | 6 | | -50.91 | | |
| 7 | 7 | | -50.91 | | |
| 7 | 8 | | -50.91 | | |
| 7 | 9 | | -50.91 | | |
| 7 | 10 | | -50.91 | | |
| 8 | 1 | 49.82 | -0.28 | **Tip # 8** | |
| 8 | 2 | 50.32 | 0.22 | **Mean** | **50.10** |
| 8 | 3 | 50.02 | -0.08 | **Std. Dev.** | **0.26** |
| 8 | 4 | 49.92 | -0.18 | **% CV** | **0.52** |
| 8 | 5 | 50.42 | 0.32 | | |
| 8 | 6 | | -50.10 | | |
| 8 | 7 | | -50.10 | | |
| 8 | 8 | | -50.10 | | |
| 8 | 9 | | -50.10 | | |
| 8 | 10 | | -50.10 | | |

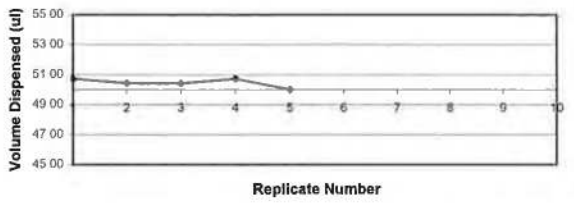


**Tip Type: Fixed Tip 50 ul - Tip #6**

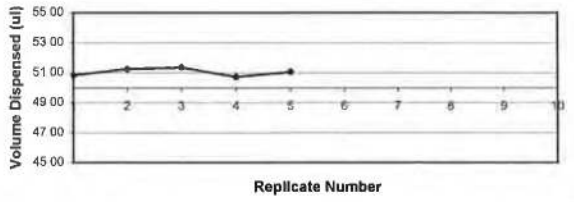


**Tip Type: Fixed Tip 50 ul - Tip #7**

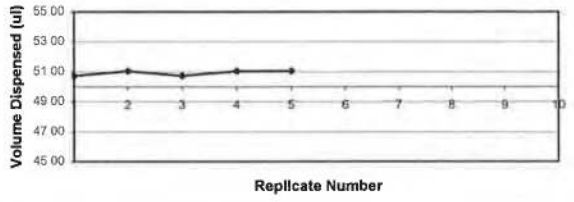


**Tip Type: Fixed Tip 50 ul - Tip #8**

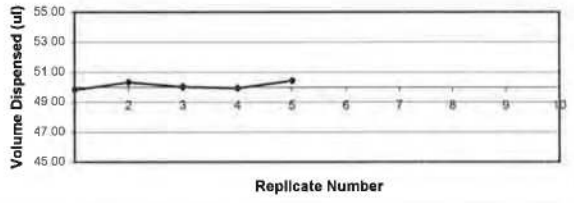


Comment: WaterBowoutMode Fixed Tips(23C) at 100uL & 50 uL 26102007

- To facilitate completion, manuals, procedures, flowcharts etc may be used if required. However no discussion must be entered into in relation to completing this assessment or authenticity of knowledge will be jeopardized. By signing the assessment record, staff will acknowledge responsibility for ownership of work.

## 8. ASSESSMENT MATRIX

| Element | Performance Criteria | Written Q's | Oral Q's | Observation | Other |
|---|---|---|---|---|---|
| 1. Components of a Case file | 1.1 | ✓ | | | Question for 1.1 – 1.8 |
| | 1.2 | ✓ | | | |
| | 1.3 | ✓ | | | |
| | 1.4 | ✓ | | | |
| | 1.5 | ✓ | | ✓ | |
| | 1.6 | ✓ | | | |
| | 1.7 | ✓ | | ✓ | |
| | 1.8 | ✓ | | | |
| 2. Item Examination | 2.1 | ✓ | ✓ | ✓ | Question for 2.1,2.2 |
| | 2.2 | | ✓ | ✓ | |
| | 2.3 | | ✓ | ✓ | |
| | 2.4 | | | ✓ | |
| | 2.5 | ✓ | ✓ | ✓ | |
| 3. Submission of Samples to Analytical Section | 3.1 | | ✓ | | |
| | 3.2 | | ✓ | | |
| | 3.3 | | ✓ | | |
| | 3.4 | | ✓ | | |
| | 3.5 | | ✓ | | |
| | 3.6 | | | | |
| 4. Results | 4.1 | | ✓ | ✓ | |
| | 4.2 | | ✓ | ✓ | |
| | 4.3 | | ✓ | ✓ | |
| | 4.4 | | ✓ | ✓ | |
| 5. Interpretation and Reporting | 5.1 | | ✓ | | |
| | 5.2 | | ✓ | ✓ | |
| | 5.3 | | ✓ | | |
| 6. Completing Cases | 6.1 | | ✓ | ✓ | |
| | 6.2 | | | ✓ | |
| | 6.3 | | ✓ | | |
| 7. Storage of Files | 7.1 | | ✓ | ✓ | |
| | 7.2 | | ✓ | ✓ | |
| 8. Evidence Management | 8.1 | ✓ | | | |
| | 8.2 | ✓ | | | |
| | 8.3 | ✓ | ✓ | | |
| | 8.4 | ✓ | ✓ | | |
| 9. Court Appearances | 9.1 | | ✓ | | |
| | 9.2 | | ✓ | | |
| | 9.3 | | ✓ | | |
| 10. Further Reading | 10.1 | | | | ✓Further reading can be used to develop Supporting Assessments if considered necessary |

Calib-check

Platform B
fixed tips New Slope/offset

## Balance Test Results

Model: MPII HT EX
Serial Number: DG1005
WinPrep Version: 1.22.0252
Date: 10/26/07
Technician: GSL

Tip Type: Fixed Tip
Disposable Tip Lot #: N/A
Sample Type: Nanopure Water
Sample Density (g/ml): 0.997538
System Liquid: Nanopure Water

| Across tips | |
|---|---|
| Mean | 100.37 |
| Std. Dev. | 0.74 |
| %CV | 0.74 |
| % Inaccuracy | 0.4 |

Performance File: WaterBlowout Fixed tips FW 26102007.prf
Requested Volume (ul): 100
C:\Packard\MultiPROBE\bin\Balance\BAL-DG1005-100ul-50ul-Run1

| Tip # | Repl # | Dsp. Wt. | # Std from Mean |
|---|---|---|---|
| 1 | 1 | 100.35 | -0.42 |
| 1 | 2 | 100.85 | 0.08 |
| 1 | 3 | 101.05 | 0.28 |
| 1 | 4 | 100.55 | -0.22 |
| 1 | 5 | 101.05 | 0.28 |
| 1 | 6 | | -100.77 |
| 1 | 7 | | -100.77 |
| 1 | 8 | | -100.77 |
| 1 | 9 | | -100.77 |
| 1 | 10 | | -100.77 |
| 2 | 1 | 99.75 | -0.52 |
| 2 | 2 | 99.55 | -0.72 |
| 2 | 3 | 100.55 | 0.28 |
| 2 | 4 | 101.05 | 0.78 |
| 2 | 5 | 100.45 | 0.18 |
| 2 | 6 | | -100.27 |
| 2 | 7 | | -100.27 |
| 2 | 8 | | -100.27 |
| 2 | 9 | | -100.27 |
| 2 | 10 | | -100.27 |
| 3 | 1 | 99.44 | -0.33 |
| 3 | 2 | 99.75 | -0.02 |
| 3 | 3 | 99.55 | -0.22 |
| 3 | 4 | 100.25 | 0.48 |
| 3 | 5 | 99.85 | 0.08 |
| 3 | 6 | | -99.77 |
| 3 | 7 | | -99.77 |
| 3 | 8 | | -99.77 |
| 3 | 9 | | -99.77 |
| 3 | 10 | | -99.77 |
| 4 | 1 | 101.15 | -0.28 |
| 4 | 2 | 101.15 | -0.28 |
| 4 | 3 | 101.85 | 0.42 |
| 4 | 4 | 101.65 | 0.22 |
| 4 | 5 | 101.35 | -0.08 |
| 4 | 6 | | -101.43 |
| 4 | 7 | | -101.43 |
| 4 | 8 | | -101.43 |
| 4 | 9 | | -101.43 |
| 4 | 10 | | -101.43 |
| 5 | 1 | 100.75 | 0.40 |
| 5 | 2 | 100.55 | 0.20 |

**Tip # 1**

| | |
|---|---|
| Mean | 100.77 |
| Std. Dev. | 0.31 |
| % CV | 0.31 |




**Tip # 2**

| | |
|---|---|
| Mean | 100.27 |
| Std. Dev. | 0.61 |
| % CV | 0.61 |




**Tip # 3**

| | |
|---|---|
| Mean | 99.77 |
| Std. Dev. | 0.31 |
| % CV | 0.31 |




**Tip # 4**

| | |
|---|---|
| Mean | 101.43 |
| Std. Dev. | 0.31 |
| % CV | 0.31 |




**Tip # 5**

| | |
|---|---|
| Mean | 100.35 |



# Case Record Documentation and Evidence Management Training Module

## 1. PURPOSE

After successful completion of assessment of this module the staff member will have provided evidence of required knowledge in the:

- components of a case record and the storage of these records.
- steps involved in compiling and completing a case record.
- ability to audit and track - analysis records, results and evidence samples.

**Part A** requires a demonstration of ability to perform the task and is performed in the presence of trainer.

**Part B** requires a demonstration of the underpinning knowledge by answering a set of questions and must be completed without supervision or assistance within a 2 week time period.

**Part C** includes other supporting methods of assessment as required and detailed.

## 2. SCOPE

This procedure shall apply to all QHPSS staff performing Case record documentation and Evidence Management in Forensic Biology.

## 3. PREREQUISTE TRAINING MODULES

23642 Forensic Sciences Induction Checklist

16000 Training Module – Examination of Items (Note: Case Record Documentation and Evidence Management is an Element of Competency within 16000)

16004 AUSLAB Users Manual – Forensic Biology

23838 Training Module – Anti Contamination

| | | | | | |
|---|---|---|---|---|---|
| 5 | 3 | 100.25 | -0.10 | **Std. Dev.** | **0.38** |
| 5 | 4 | 100.45 | 0.10 | **% CV** | **0.38** |
| 5 | 5 | 99.75 | -0.60 | | |
| 5 | 6 | | -100.35 | | |
| 5 | 7 | | -100.35 | | |
| 5 | 8 | | -100.35 | | |
| 5 | 9 | | -100.35 | | |
| 5 | 10 | | -100.35 | | |
| 6 | 1 | 100.05 | -0.52 | **Tip # 6** | |
| 6 | 2 | 101.05 | 0.48 | **Mean** | **100.57** |
| 6 | 3 | 100.95 | 0.38 | **Std. Dev.** | **0.45** |
| 6 | 4 | 100.15 | -0.42 | **% CV** | **0.45** |
| 6 | 5 | 100.65 | 0.08 | | |
| 6 | 6 | | -100.57 | | |
| 6 | 7 | | -100.57 | | |
| 6 | 8 | | -100.57 | | |
| 6 | 9 | | -100.57 | | |
| 6 | 10 | | -100.57 | | |
| 7 | 1 | 100.55 | -0.16 | **Tip # 7** | |
| 7 | 2 | 100.95 | 0.24 | **Mean** | **100.71** |
| 7 | 3 | 100.75 | 0.04 | **Std. Dev.** | **0.17** |
| 7 | 4 | 100.55 | -0.16 | **% CV** | **0.17** |
| 7 | 5 | 100.75 | 0.04 | | |
| 7 | 6 | | -100.71 | | |
| 7 | 7 | | -100.71 | | |
| 7 | 8 | | -100.71 | | |
| 7 | 9 | | -100.71 | | |
| 7 | 10 | | -100.71 | | |
| 8 | 1 | 98.64 | -0.46 | **Tip # 8** | |
| 8 | 2 | 99.14 | 0.04 | **Mean** | **99.10** |
| 8 | 3 | 99.34 | 0.24 | **Std. Dev.** | **0.27** |
| 8 | 4 | 99.24 | 0.14 | **% CV** | **0.27** |
| 8 | 5 | 99.14 | 0.04 | | |
| 8 | 6 | | -99.10 | | |
| 8 | 7 | | -99.10 | | |
| 8 | 8 | | -99.10 | | |
| 8 | 9 | | -99.10 | | |
| 8 | 10 | | -99.10 | | |




**Tip Type: Fixed Tip 100 ul - Tip #6**

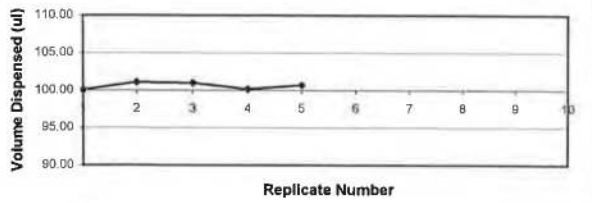


**Tip Type: Fixed Tip 100 ul - Tip #7**

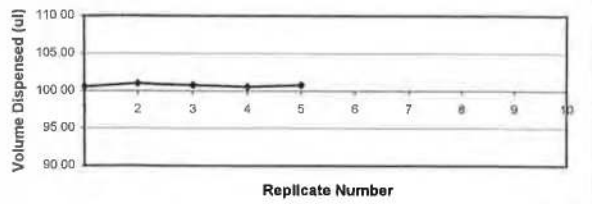


**Tip Type: Fixed Tip 100 ul - Tip #8**

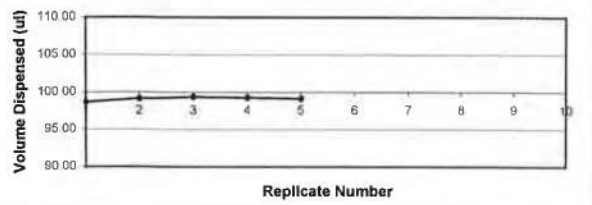


Comment: WaterBowoutMode Fixed Tips(23C) at 100uL & 50 uL 26102007

## 4. ELEMENTS OF COMPETENCY AND KEY PERFORMANCE CRITERIA

| Element of competency | Key Performance Criteria |
|---|---|
| 1. Components of the Case file | 1.1 Define Active and Inactive cases<br>1.2 Define Volume and Major Crime cases<br>1.3 Derive CRISP Numbers, SSF numbers and COR numbers<br>1.4 Identify CRISP numbers that are linked<br>1.5 Identify minimum components of a case file<br>1.6 Ascertain the need for Additional components<br>1.7 NATA Requirements for a Case file<br>1.8 Familiarise Tracking of Case files and Items |
| 2. Item Examination | 2.1 Generation and Assigning of sample identifiers (including QPS Forensic Register barcodes)<br>2.2 Sub-sampling<br>2.3 Placement of barcodes on items<br>2.4 Examination forms<br>2.5 Laboratory policy and NATA Requirements in regard to examining items |
| 3. Submission of Samples to Analytical Section | 3.1 Labelling and registration in AUSLAB<br>3.2 DNAMaster and DNA numbers<br>3.3 Familiarisation with the DNAMaster workbook<br>3.4 Correcting errors (Examination notes and AUSLAB testing requests)<br>3.5 Forms and Worksheets – details<br>3.6 Familiarisation with the Processing of Casework and Person samples. |
| 4. Results | 4.1 Independent reading of DNA results<br>4.2 Updating Workbook and DNAMaster<br>4.3 Genotyper results<br>4.4 Using DNA Master Results Grabber |
| 5. Interpretation and Reporting | 5.1 Case file statements and statistical calculations<br>5.2 Records of Communications<br>5.3 AUSLAB EXR pages |
| 6. Completing Cases | 6.1 Finalising Case files<br>6.2 Definitions of Case status (used in AUSLAB)<br>6.3 Technical and Administrative Reviews |
| 7. Storage of Files | 7.1 Tracking of files to: Compactus, filing cabinets and Intrays<br>7.2 Determination of Record Retention time |
| 8. Evidence Management | 8.1 Item Storage and Tracking (also refer to Continuity of Evidence 23765)<br>8.2 Item Packaging and labelling<br>8.3 When Departures from Standard Operating Procedures is necessary<br>8.4 Client feedback (incorrect details, labeling, packaging) |
| 9. Court Appearances | 9.1 Summons and subpoena's<br>9.2 Recording communications, court attendance (AUSLAB)<br>9.3 Court Testimony Evaluation (17047) and Court Evidence Diary (17970) |
| 10. Further Reading | 10.1 Reading list |

Cal. check

Platform 6.
fixed tips 1000ul
New Slope/offset.

## Balance Test Results

Model: MPII HT EX
Serial Number: DG1005
WinPrep Version: 1.22.0252
Date: 10/26/07
Technician: GSL

Tip Type: Fixed Tip
Disposable Tip Lot #: N/A
Sample Type: Nanopure Water
Sample Density (g/ml): 0.997538
System Liquid: Nanopure Water

| Across tips | |
|---|---|
| Mean | 998.87 |
| Std. Dev. | 6.82 |
| %CV | 0.68 |
| % Inaccuracy | 0.1 |

Performance File: WaterBlowout Fixed tips FW 26102007.prf
Requested Volume (ul): 1000
C:\Packard\MultiPROBE\bin\Balance\BAL-DG1005-1000ul-1000ul-Run24

| Tip # | Repl # | Dsp. Wt. | # Std from Mean |
|---|---|---|---|
| 1 | 1 | 996.65 | -2.67 |
| 1 | 2 | 999.96 | 0.64 |
| 1 | 3 | 1000.06 | 0.74 |
| 1 | 4 | 999.86 | 0.54 |
| 1 | 5 | 1000.06 | 0.74 |
| 1 | 6 | | -999.32 |
| 1 | 7 | | -999.32 |
| 1 | 8 | | -999.32 |
| 1 | 9 | | -999.32 |
| 1 | 10 | | -999.32 |
| 2 | 1 | 982.32 | 0.34 |
| 2 | 2 | 981.62 | -0.36 |
| 2 | 3 | 981.72 | -0.26 |
| 2 | 4 | 982.02 | 0.04 |
| 2 | 5 | 982.22 | 0.24 |
| 2 | 6 | | -981.98 |
| 2 | 7 | | -981.98 |
| 2 | 8 | | -981.98 |
| 2 | 9 | | -981.98 |
| 2 | 10 | | -981.98 |
| 3 | 1 | 1003.87 | 0.58 |
| 3 | 2 | 1004.97 | 1.68 |
| 3 | 3 | 1003.77 | 0.48 |
| 3 | 4 | 1001.57 | -1.72 |
| 3 | 5 | 1002.27 | -1.02 |
| 3 | 6 | | -1003.29 |
| 3 | 7 | | -1003.29 |
| 3 | 8 | | -1003.29 |
| 3 | 9 | | -1003.29 |
| 3 | 10 | | -1003.29 |
| 4 | 1 | 1003.77 | 2.49 |
| 4 | 2 | 1000.96 | -0.32 |
| 4 | 3 | 1001.77 | 0.49 |
| 4 | 4 | 1000.06 | -1.22 |
| 4 | 5 | 999.86 | -1.42 |
| 4 | 6 | | -1001.28 |
| 4 | 7 | | -1001.28 |
| 4 | 8 | | -1001.28 |
| 4 | 9 | | -1001.28 |
| 4 | 10 | | -1001.28 |
| 5 | 1 | 997.76 | -0.72 |
| 5 | 2 | 997.96 | -0.52 |

**Tip # 1**

| | |
|---|---|
| Mean | 999.32 |
| Std. Dev. | 1.49 |
| % CV | 0.15 |




**Tip # 2**

| | |
|---|---|
| Mean | 981.98 |
| Std. Dev. | 0.30 |
| % CV | 0.03 |




**Tip # 3**

| | |
|---|---|
| Mean | 1003.29 |
| Std. Dev. | 1.36 |
| % CV | 0.14 |




**Tip # 4**

| | |
|---|---|
| Mean | 1001.28 |
| Std. Dev. | 1.58 |
| % CV | 0.16 |




**Tip # 5**

| | |
|---|---|
| Mean | 998.48 |



| | | | | | |
|---|---|---|---|---|---|
| 5 | 3 | 999.16 | 0.68 | **Std. Dev.** | **0.59** |
| 5 | 4 | 998.76 | 0.28 | **% CV** | **0.06** |
| 5 | 5 | 998.76 | 0.28 | | |
| 5 | 6 | | -998.48 | | |
| 5 | 7 | | -998.48 | | |
| 5 | 8 | | -998.48 | | |
| 5 | 9 | | -998.48 | | |
| 5 | 10 | | -998.48 | | |
| 6 | 1 | 1002.57 | 1.85 | **Tip # 6** | |
| 6 | 2 | 1000.26 | -0.46 | **Mean** | **1000.72** |
| 6 | 3 | 1000.76 | 0.04 | **Std. Dev.** | **1.27** |
| 6 | 4 | 1000.96 | 0.24 | **% CV** | **0.13** |
| 6 | 5 | 999.06 | -1.66 | | |
| 6 | 6 | | -1000.72 | | |
| 6 | 7 | | -1000.72 | | |
| 6 | 8 | | -1000.72 | | |
| 6 | 9 | | -1000.72 | | |
| 6 | 10 | | -1000.72 | | |
| 7 | 1 | 1000.46 | -3.67 | **Tip # 7** | |
| 7 | 2 | 1003.87 | -0.26 | **Mean** | **1004.13** |
| 7 | 3 | 1005.38 | 1.25 | **Std. Dev.** | **2.44** |
| 7 | 4 | 1003.87 | -0.26 | **% CV** | **0.24** |
| 7 | 5 | 1007.08 | 2.95 | | |
| 7 | 6 | | -1004.13 | | |
| 7 | 7 | | -1004.13 | | |
| 7 | 8 | | -1004.13 | | |
| 7 | 9 | | -1004.13 | | |
| 7 | 10 | | -1004.13 | | |
| 8 | 1 | 1002.07 | 0.28 | **Tip # 8** | |
| 8 | 2 | 1001.87 | 0.08 | **Mean** | **1001.79** |
| 8 | 3 | 1000.76 | -1.03 | **Std. Dev.** | **0.74** |
| 8 | 4 | 1002.77 | 0.98 | **% CV** | **0.07** |
| 8 | 5 | 1001.47 | -0.32 | | |
| 8 | 6 | | -1001.79 | | |
| 8 | 7 | | -1001.79 | | |
| 8 | 8 | | -1001.79 | | |
| 8 | 9 | | -1001.79 | | |
| 8 | 10 | | -1001.79 | | |




**Tip Type: Fixed Tip 1000 ul - Tip #6**




**Tip Type: Fixed Tip 1000 ul - Tip #7**




**Tip Type: Fixed Tip 1000 ul - Tip #8**




Comment: WaterBowoutMode Fixed Tips(23C) at 1000uL 26102007

Platform B

## Balance Test Results

Model: MPII HT EX
Serial Number: DG1005
WinPrep Version: 1.22.0252
Date: 10/25/07
Technician: GSL

Tip Type: Other
Disposable Tip Lot #: 06180381
Sample Type: Nanopure Water
Sample Density (g/ml): 0.997538
System Liquid: Nanopure Water

| Across tips | |
|---|---|
| Mean | 13.31 |
| Std. Dev. | 0.20 |
| %CV | 1.54 |
| % Inaccuracy | 11.3 |

Performance File: WaterBlowout 175uL DT_FW 060707.prf
Requested Volume (ul): 15
C:\Packard\MultiPROBE\bin\Balance\BAL-DG1005-15ul-15ul-Run8

| Tip # | Repl # | Dsp. Wt. | # Std from Mean |
|---|---|---|---|
| 1 | 1 | 13.23 | -0.10 |
| 1 | 2 | 13.33 | 0.00 |
| 1 | 3 | 13.23 | -0.10 |
| 1 | 4 | 13.23 | -0.10 |
| 1 | 5 | 13.33 | 0.00 |
| 1 | 6 | 13.33 | 0.00 |
| 1 | 7 | 13.23 | -0.10 |
| 1 | 8 | 13.53 | 0.20 |
| 1 | 9 | 13.43 | 0.10 |
| 1 | 10 | 13.43 | 0.10 |
| 2 | 1 | 13.83 | 0.39 |
| 2 | 2 | 13.43 | -0.01 |
| 2 | 3 | 13.73 | 0.29 |
| 2 | 4 | 13.63 | 0.19 |
| 2 | 5 | 13.53 | 0.09 |
| 2 | 6 | 13.63 | 0.19 |
| 2 | 7 | 13.33 | -0.11 |
| 2 | 8 | 12.83 | -0.61 |
| 2 | 9 | 13.23 | -0.21 |
| 2 | 10 | 13.23 | -0.21 |
| 3 | 1 | 13.43 | 0.20 |
| 3 | 2 | 13.23 | 0.00 |
| 3 | 3 | 13.53 | 0.30 |
| 3 | 4 | 13.53 | 0.30 |
| 3 | 5 | 13.33 | 0.10 |
| 3 | 6 | 13.03 | -0.20 |
| 3 | 7 | 13.03 | -0.20 |
| 3 | 8 | 13.03 | -0.20 |
| 3 | 9 | 13.13 | -0.10 |
| 3 | 10 | 13.03 | -0.20 |
| 4 | 1 | 13.33 | -0.01 |
| 4 | 2 | 13.63 | 0.29 |
| 4 | 3 | 13.53 | 0.19 |
| 4 | 4 | 13.43 | 0.09 |
| 4 | 5 | 13.73 | 0.39 |
| 4 | 6 | 13.13 | -0.21 |
| 4 | 7 | 13.03 | -0.31 |
| 4 | 8 | 13.33 | -0.01 |
| 4 | 9 | 13.13 | -0.21 |
| 4 | 10 | 13.13 | -0.21 |
| 5 | 1 | 13.53 | 0.27 |
| 5 | 2 | 13.43 | 0.17 |

**Tip # 1**

| | |
|---|---|
| Mean | 13.33 |
| Std. Dev. | 0.11 |
| % CV | 0.79 |




**Tip # 2**

| | |
|---|---|
| Mean | 13.44 |
| Std. Dev. | 0.30 |
| % CV | 2.20 |

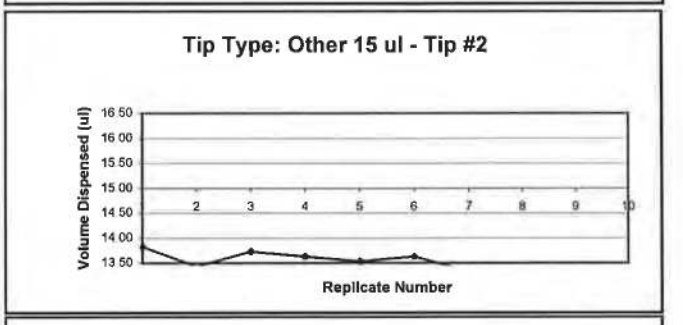


**Tip # 3**

| | |
|---|---|
| Mean | 13.23 |
| Std. Dev. | 0.21 |
| % CV | 1.59 |

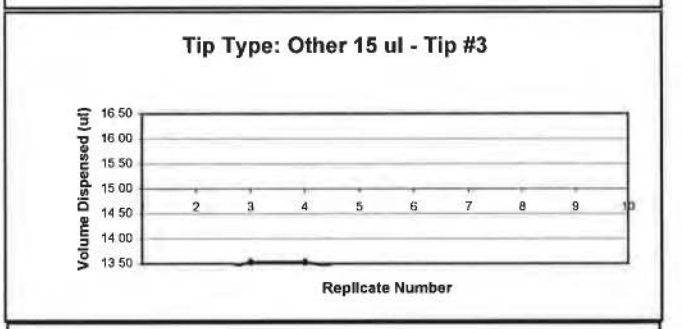


**Tip # 4**

| | |
|---|---|
| Mean | 13.34 |
| Std. Dev. | 0.24 |
| % CV | 1.78 |




**Tip # 5**

| | |
|---|---|
| Mean | 13.26 |



# *Sample Storage*

Rack Name : FBIOL EXH TRAN TROL  Location :  Loc Num Prefix :

| Row | Lab No | Loc No | Patient Name | Status | User |
|---|---|---|---|---|---|
| 320 | | | | | |
| 321 | | | | | |
| 322 | | | | | |
| 323 | | | | | |
| 324 | | | | | |
| 325 | | | | | |
| 326 | | | | | |
| 327 | | | | | |
| 328 | | | | | |
| 329 | | | | | |
| 330 | | | | | |
| 331 | | | | | |
| 332 | | | | | |
| 333 | | | | | |
| 334 | | | | | |
| 335 | | | | | |
| 336 | | | | | |
| 337 | | | | | |
| 338 | | | | | |
| 339 | | | | | |
| 340 | | | | | |
| 341 | | | | | |
| 342 | | | | | |
| 343 | | | | | |
| 344 | | | | | |
| 345 | | | | | |
| 346 | | | | | |
| 347 | | | | | |
| 348 | | | | | |



FSS.0001.0083.5377

| | | | |
|---|---|---|---|
| 5 | 3 | 13.33 | 0.07 |
| 5 | 4 | 13.23 | -0.03 |
| 5 | 5 | 13.43 | 0.17 |
| 5 | 6 | 12.93 | -0.33 |
| 5 | 7 | 13.03 | -0.23 |
| 5 | 8 | 13.03 | -0.23 |
| 5 | 9 | 13.23 | -0.03 |
| 5 | 10 | 13.43 | 0.17 |
| 6 | 1 | 13.43 | 0.08 |
| 6 | 2 | 13.53 | 0.18 |
| 6 | 3 | 13.33 | -0.02 |
| 6 | 4 | 13.63 | 0.28 |
| 6 | 5 | 13.43 | 0.08 |
| 6 | 6 | 13.13 | -0.22 |
| 6 | 7 | 13.23 | -0.12 |
| 6 | 8 | 13.23 | -0.12 |
| 6 | 9 | 13.13 | -0.22 |
| 6 | 10 | 13.43 | 0.08 |
| 7 | 1 | 13.23 | -0.06 |
| 7 | 2 | 13.43 | 0.14 |
| 7 | 3 | 13.63 | 0.34 |
| 7 | 4 | 13.43 | 0.14 |
| 7 | 5 | 13.33 | 0.04 |
| 7 | 6 | 13.03 | -0.26 |
| 7 | 7 | 13.13 | -0.16 |
| 7 | 8 | 13.43 | 0.14 |
| 7 | 9 | 13.13 | -0.16 |
| 7 | 10 | 13.13 | -0.16 |
| 8 | 1 | 13.23 | 0.00 |
| 8 | 2 | 13.33 | 0.10 |
| 8 | 3 | 13.33 | 0.10 |
| 8 | 4 | 13.03 | -0.20 |
| 8 | 5 | 13.53 | 0.30 |
| 8 | 6 | 13.03 | -0.20 |
| 8 | 7 | 13.23 | 0.00 |
| 8 | 8 | 13.23 | 0.00 |
| 8 | 9 | 13.13 | -0.10 |
| 8 | 10 | 13.23 | 0.00 |

**Std. Dev.** **0.21**
**% CV** **1.55**




**Tip # 6**

**Mean** **13.35**
**Std. Dev.** **0.17**
**% CV** **1.26**

**Tip Type: Other 15 ul - Tip #6**




**Tip # 7**

**Mean** **13.29**
**Std. Dev.** **0.19**
**% CV** **1.43**

**Tip Type: Other 15 ul - Tip #7**

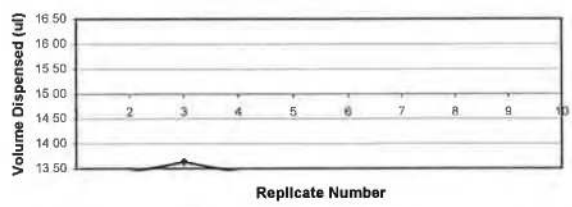


**Tip # 8**

**Mean** **13.23**
**Std. Dev.** **0.15**
**% CV** **1.13**

**Tip Type: Other 15 ul - Tip #8**




Comment: WaterBowoutMode 175uL NonConductive Tips(23C) Cal. at 15uL 25102007

# *Sample Storage*

Rack Name : FBIOL EXH TRAN TROL  Location :  Loc Num Prefix :

| Row | Lab No | Loc No | Patient Name | Status | User |
|---|---|---|---|---|---|
| 349 | | | | | |
| 350 | | | | | |
| 351 | | | | | |
| 352 | | | | | |
| 353 | | | | | |
| 354 | | | | | |
| 355 | | | | | |
| 356 | | | | | |
| 357 | | | | | |
| 358 | | | | | |
| 359 | | | | | |
| 360 | | | | | |
| 361 | | | | | |
| 362 | | | | | |
| 363 | | | | | |
| 364 | | | | | |
| 365 | | | | | |
| 366 | | | | | |
| 367 | | | | | |
| 368 | | | | | |
| 369 | | | | | |
| 370 | | | | | |
| 371 | | | | | |
| 372 | | | | | |
| 373 | | | | | |
| 374 | | | | | |
| 375 | | | | | |
| 376 | | | | | |
| 377 | | | | | |



FSS.0001.0083.5379

Platform - B
Non Conductive

## Balance Test Results

Model: MPII HT EX
Serial Number: DG1005
WinPrep Version: 1.22.0252
Date: 10/25/07
Technician: GSL

Tip Type: Other
Disposable Tip Lot #: 6180383
Sample Type: Nanopure Water
Sample Density (g/ml): 0.997538
System Liquid: Nanopure Water

| Across tips | |
|---|---|
| Mean | 46.81 |
| Std. Dev. | 0.27 |
| %CV | 0.57 |
| % Inaccuracy | 6.4 |

Performance File: WaterBlowout 175uL DT_FW 060707.prf
Requested Volume (ul): 50
C:\Packard\MultiPROBE\bin\Balance\BAL-DG1005-50ul-50ul-Run10

| Tip # | Repl # | Dsp. Wt. | # Std from Mean |
|---|---|---|---|
| 1 | 1 | 46.41 | -0.28 |
| 1 | 2 | 46.41 | -0.28 |
| 1 | 3 | 46.61 | -0.08 |
| 1 | 4 | 46.31 | -0.38 |
| 1 | 5 | 46.51 | -0.18 |
| 1 | 6 | 46.92 | 0.23 |
| 1 | 7 | 47.02 | 0.34 |
| 1 | 8 | 46.92 | 0.23 |
| 1 | 9 | 46.82 | 0.13 |
| 1 | 10 | 46.92 | 0.23 |
| 2 | 1 | 46.61 | -0.29 |
| 2 | 2 | 46.72 | -0.18 |
| 2 | 3 | 46.82 | -0.08 |
| 2 | 4 | 46.72 | -0.18 |
| 2 | 5 | 46.92 | 0.02 |
| 2 | 6 | 47.02 | 0.12 |
| 2 | 7 | 47.12 | 0.22 |
| 2 | 8 | 47.02 | 0.12 |
| 2 | 9 | 47.02 | 0.12 |
| 2 | 10 | 47.02 | 0.12 |
| 3 | 1 | 46.41 | -0.21 |
| 3 | 2 | 46.51 | -0.11 |
| 3 | 3 | 46.41 | -0.21 |
| 3 | 4 | 46.41 | -0.21 |
| 3 | 5 | 46.82 | 0.20 |
| 3 | 6 | 46.61 | -0.01 |
| 3 | 7 | 46.82 | 0.20 |
| 3 | 8 | 46.72 | 0.10 |
| 3 | 9 | 46.72 | 0.10 |
| 3 | 10 | 46.82 | 0.20 |
| 4 | 1 | 46.72 | -0.02 |
| 4 | 2 | 46.82 | 0.08 |
| 4 | 3 | 46.51 | -0.23 |
| 4 | 4 | 46.51 | -0.23 |
| 4 | 5 | 46.61 | -0.13 |
| 4 | 6 | 47.02 | 0.28 |
| 4 | 7 | 46.82 | 0.08 |
| 4 | 8 | 46.82 | 0.08 |
| 4 | 9 | 46.72 | -0.02 |
| 4 | 10 | 46.82 | 0.08 |
| 5 | 1 | 46.92 | 0.10 |
| 5 | 2 | 46.61 | -0.21 |

**Tip # 1**

| | |
|---|---|
| Mean | 46.69 |
| Std. Dev. | 0.26 |
| % CV | 0.56 |

**Tip # 2**

| | |
|---|---|
| Mean | 46.90 |
| Std. Dev. | 0.17 |
| % CV | 0.36 |

**Tip # 3**

| | |
|---|---|
| Mean | 46.63 |
| Std. Dev. | 0.18 |
| % CV | 0.38 |

**Tip # 4**

| | |
|---|---|
| Mean | 46.74 |
| Std. Dev. | 0.16 |
| % CV | 0.34 |

**Tip # 5**

| | |
|---|---|
| Mean | 46.82 |

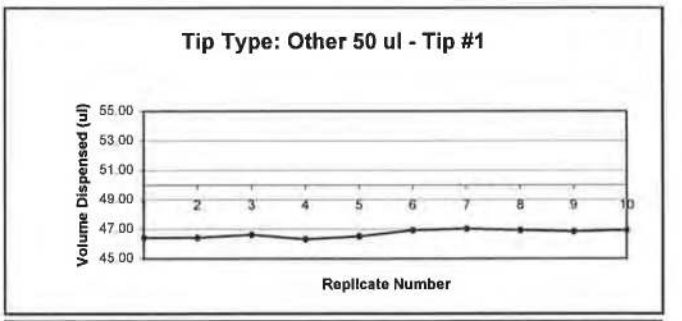


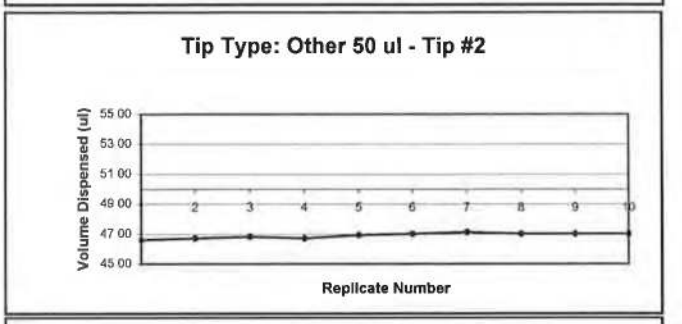


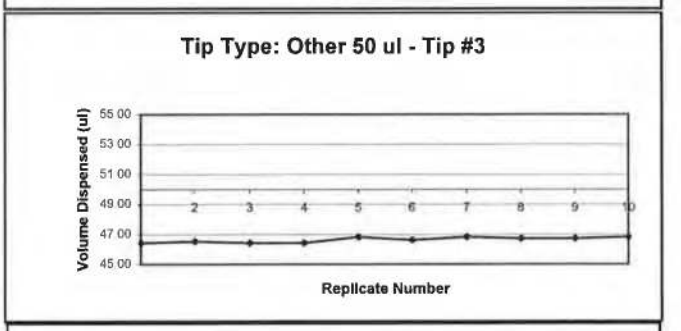


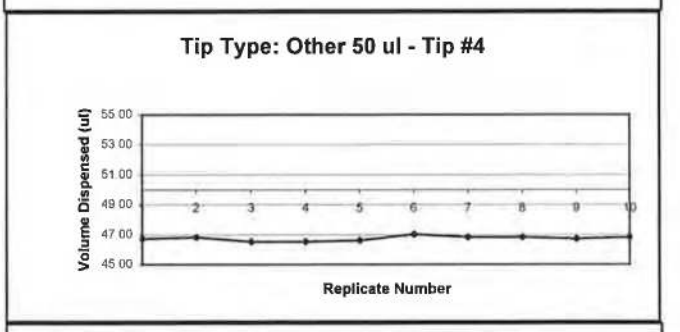




| Dest Rack | Dest Pos | Proc Name | Source Rack | Src Pos | Samp ID | Time | Error | Response |
|---|---|---|---|---|---|---|---|---|
| **QUACW20071023_03** | | | | | | | | |
| *F4* | | | | | | | | |
| | | 4. Add Master Mix | Master Mix Rack_001 | B1 | | 236 | | |
| | | 10. Add DNA extracts | Nunc1_001 | F4 | 288863347 | 804 | Liquid not detected in tip 6. (Auto-action handled error) | Go to Bottom |
| | | 10. Add DNA extracts | QUACW20071023_03 | F4 | 288863347 | 813 | Liquid not detected in tip 6. (Auto-action handled error) | Go to Bottom |
| | | 10. Add DNA extracts | QUACW20071023_03 | F4 | 288863347 | 816 | | |
| *G4* | | | | | | | | |
| | | 4. Add Master Mix | Master Mix Rack_001 | A1 | | 236 | | |
| | | 10. Add DNA extracts | Nunc1_001 | G4 | 209207558 | 804 | Liquid not detected in tip 7. (Auto-action handled error) | Go to Bottom |
| | | 10. Add DNA extracts | QUACW20071023_03 | G4 | 209207558 | 813 | Liquid not detected in tip 7. (Auto-action handled error) | Go to Bottom |
| | | 10. Add DNA extracts | QUACW20071023_03 | G4 | 209207558 | 816 | | |
| *H4* | | | | | | | | |
| | | 4. Add Master Mix | Master Mix Rack_001 | B1 | | 236 | | |
| | | 10. Add DNA extracts | Nunc1_001 | H4 | 288895298 | 804 | Liquid not detected in tip 8. (Auto-action handled error) | Go to Bottom |
| | | 10. Add DNA extracts | QUACW20071023_03 | H4 | 288895298 | 813 | Liquid not detected in tip 8. (Auto-action handled error) | Go to Bottom |
| | | 10. Add DNA extracts | QUACW20071023_03 | H4 | 288895298 | 816 | | |
| *A5* | | | | | | | | |
| | | 4. Add Master Mix | Master Mix Rack_001 | A1 | | 272 | | |
| | | 10. Add DNA extracts | Nunc1_001 | A5 | 283544112 | 849 | Liquid not detected in tip 1. (Auto-action handled error) | Go to Bottom |
| | | 10. Add DNA extracts | QUACW20071023_03 | A5 | 283544112 | 859 | Liquid not detected in tip 1. (Auto-action handled error) | Go to Bottom |
| | | 10. Add DNA extracts | QUACW20071023_03 | A5 | 283544112 | 862 | | |
| *B5* | | | | | | | | |
| | | 4. Add Master Mix | Master Mix Rack_001 | B1 | | 272 | | |
| | | 10. Add DNA extracts | Nunc1_001 | B5 | 283544101 | 849 | Liquid not detected in tip 2. (Auto-action handled error) | Go to Bottom |
| | | 10. Add DNA extracts | QUACW20071023_03 | B5 | 283544101 | 859 | Liquid not detected in tip 2. (Auto-action handled error) | Go to Bottom |
| | | 10. Add DNA extracts | QUACW20071023_03 | B5 | 283544101 | 862 | | |
| *C5* | | | | | | | | |
| | | 4. Add Master Mix | Master Mix Rack_001 | A1 | | 272 | | |
| | | 10. Add DNA extracts | Nunc1_001 | C5 | 301827356 | 849 | Liquid not detected in tip 3. (Auto-action handled error) | Go to Bottom |
| | | 10. Add DNA extracts | QUACW20071023_03 | C5 | 301827356 | 859 | Liquid not detected in tip 3. (Auto-action handled error) | Go to Bottom |
| | | 10. Add DNA extracts | QUACW20071023_03 | C5 | 301827356 | 862 | | |
| *D5* | | | | | | | | |
| | | 4. Add Master Mix | Master Mix Rack_001 | B1 | | 272 | | |
| | | 10. Add DNA extracts | Nunc1_001 | D5 | 323433358 | 849 | Liquid not detected in tip 4. (Auto-action handled error) | Go to Bottom |
| | | 10. Add DNA extracts | QUACW20071023_03 | D5 | 323433358 | 859 | Liquid not detected in tip 4. (Auto-action handled error) | Go to Bottom |
| | | 10. Add DNA extracts | QUACW20071023_03 | D5 | 323433358 | 862 | | |
| *E5* | | | | | | | | |



FSS.0001.0083.5381

| | | | | | |
|---|---|---|---|---|---|
| 5 | 3 | 46.72 | -0.10 | **Std. Dev.** | **0.14** |
| 5 | 4 | 46.82 | 0.00 | **% CV** | **0.29** |
| 5 | 5 | 46.61 | -0.21 | | |
| 5 | 6 | 46.82 | 0.00 | | |
| 5 | 7 | 46.92 | 0.10 | | |
| 5 | 8 | 47.02 | 0.20 | | |
| 5 | 9 | 46.92 | 0.10 | | |
| 5 | 10 | 46.82 | 0.00 | | |
| 6 | 1 | 46.92 | -0.04 | **Tip # 6** | |
| 6 | 2 | 46.82 | -0.14 | **Mean** | **46.96** |
| 6 | 3 | 46.82 | -0.14 | **Std. Dev.** | **0.14** |
| 6 | 4 | 46.72 | -0.24 | **% CV** | **0.30** |
| 6 | 5 | 47.02 | 0.06 | | |
| 6 | 6 | 47.12 | 0.16 | | |
| 6 | 7 | 47.12 | 0.16 | | |
| 6 | 8 | 47.02 | 0.06 | | |
| 6 | 9 | 46.92 | -0.04 | | |
| 6 | 10 | 47.12 | 0.16 | | |
| 7 | 1 | 46.92 | 0.00 | **Tip # 7** | |
| 7 | 2 | 46.82 | -0.10 | **Mean** | **46.92** |
| 7 | 3 | 46.82 | -0.10 | **Std. Dev.** | **0.16** |
| 7 | 4 | 46.72 | -0.20 | **% CV** | **0.35** |
| 7 | 5 | 46.72 | -0.20 | | |
| 7 | 6 | 47.22 | 0.30 | | |
| 7 | 7 | 47.12 | 0.20 | | |
| 7 | 8 | 47.02 | 0.10 | | |
| 7 | 9 | 46.92 | 0.00 | | |
| 7 | 10 | 46.92 | 0.00 | | |
| 8 | 1 | 46.61 | -0.25 | **Tip # 8** | |
| 8 | 2 | 46.92 | 0.06 | **Mean** | **46.86** |
| 8 | 3 | 46.51 | -0.35 | **Std. Dev.** | **0.54** |
| 8 | 4 | 48.22 | 1.36 | **% CV** | **1.15** |
| 8 | 5 | 46.21 | -0.65 | | |
| 8 | 6 | 46.61 | -0.25 | | |
| 8 | 7 | 46.72 | -0.14 | | |
| 8 | 8 | 47.12 | 0.26 | | |
| 8 | 9 | 46.82 | -0.04 | | |
| 8 | 10 | 46.82 | -0.04 | | |




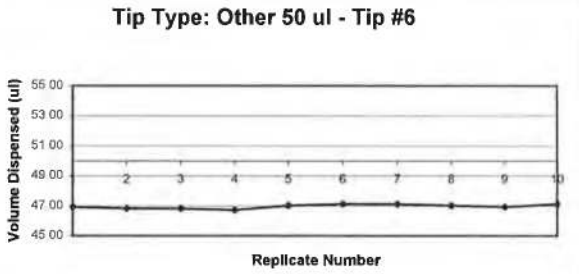


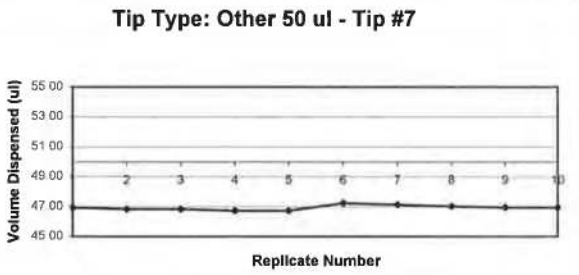


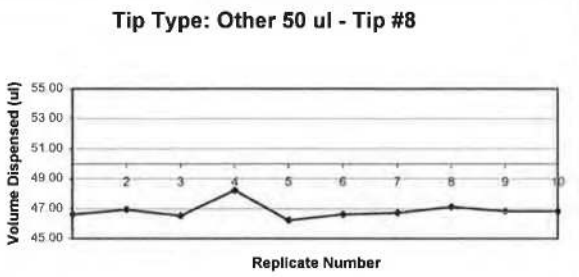


Comment: WaterBowoutMode 175uL NonConductive Tips(23C) Cal. at 50uL 25102007

| Dest Rack | Dest Pos | Proc Name | Source Rack | Src Pos | Samp ID | Time | Error | Response |
|---|---|---|---|---|---|---|---|---|
| **QUACW20071023_03** | | | | | | | | |
| *G3* | | | | | | | | |
| | | 4. Add Master Mix | Master Mix Rack_001 | A1 | | 198 | | |
| | | 10. Add DNA extracts | Nunc1_001 | G3 | 209299888 | 761 | Liquid not detected in tip 7. (Auto-action handled error) | Go to Bottom |
| | | 10. Add DNA extracts | QUACW20071023_03 | G3 | 209299888 | 770 | Liquid not detected in tip 7. (Auto-action handled error) | Go to Bottom |
| | | 10. Add DNA extracts | QUACW20071023_03 | G3 | 209299888 | 772 | | |
| *H3* | | | | | | | | |
| | | 4. Add Master Mix | Master Mix Rack_001 | B1 | | 198 | | |
| | | 10. Add DNA extracts | Nunc1_001 | H3 | 209299899 | 761 | Liquid not detected in tip 8. (Auto-action handled error) | Go to Bottom |
| | | 10. Add DNA extracts | QUACW20071023_03 | H3 | 209299899 | 770 | Liquid not detected in tip 8. (Auto-action handled error) | Go to Bottom |
| | | 10. Add DNA extracts | QUACW20071023_03 | H3 | 209299899 | 772 | | |
| *A4* | | | | | | | | |
| | | 4. Add Master Mix | Master Mix Rack_001 | A1 | | 236 | | |
| | | 10. Add DNA extracts | Nunc1_001 | A4 | 283577163 | 804 | Liquid not detected in tip 1. (Auto-action handled error) | Go to Bottom |
| | | 10. Add DNA extracts | QUACW20071023_03 | A4 | 283577163 | 813 | Liquid not detected in tip 1. (Auto-action handled error) | Go to Bottom |
| | | 10. Add DNA extracts | QUACW20071023_03 | A4 | 283577163 | 816 | | |
| *B4* | | | | | | | | |
| | | 4. Add Master Mix | Master Mix Rack_001 | B1 | | 236 | | |
| | | 10. Add DNA extracts | Nunc1_001 | B4 | 283577181 | 804 | Liquid not detected in tip 2. (Auto-action handled error) | Go to Bottom |
| | | 10. Add DNA extracts | QUACW20071023_03 | B4 | 283577181 | 813 | Liquid not detected in tip 2. (Auto-action handled error) | Go to Bottom |
| | | 10. Add DNA extracts | QUACW20071023_03 | B4 | 283577181 | 816 | | |
| *C4* | | | | | | | | |
| | | 4. Add Master Mix | Master Mix Rack_001 | A1 | | 236 | | |
| | | 10. Add DNA extracts | Nunc1_001 | C4 | 283577172 | 804 | Liquid not detected in tip 3. (Auto-action handled error) | Go to Bottom |
| | | 10. Add DNA extracts | QUACW20071023_03 | C4 | 283577172 | 813 | Liquid not detected in tip 3. (Auto-action handled error) | Go to Bottom |
| | | 10. Add DNA extracts | QUACW20071023_03 | C4 | 283577172 | 816 | | |
| *D4* | | | | | | | | |
| | | 4. Add Master Mix | Master Mix Rack_001 | B1 | | 236 | | |
| | | 10. Add DNA extracts | Nunc1_001 | D4 | 283577205 | 804 | Liquid not detected in tip 4. (Auto-action handled error) | Go to Bottom |
| | | 10. Add DNA extracts | QUACW20071023_03 | D4 | 283577205 | 813 | Liquid not detected in tip 4. (Auto-action handled error) | Go to Bottom |
| | | 10. Add DNA extracts | QUACW20071023_03 | D4 | 283577205 | 816 | | |
| *E4* | | | | | | | | |
| | | 4. Add Master Mix | Master Mix Rack_001 | A1 | | 236 | | |
| | | 10. Add DNA extracts | Nunc1_001 | E4 | 283577190 | 804 | Liquid not detected in tip 5. (Auto-action handled error) | Go to Bottom |
| | | 10. Add DNA extracts | QUACW20071023_03 | E4 | 283577190 | 813 | Liquid not detected in tip 5. (Auto-action handled error) | Go to Bottom |
| | | 10. Add DNA extracts | QUACW20071023_03 | E4 | 283577190 | 816 | | |
| *F4* | | | | | | | | |



FSS.0001.0083.5383

Plat form - B
Non Conductive

## Balance Test Results

Model: MPII HT EX
Serial Number: DG1005
WinPrep Version: 1.22.0252
Date: 10/25/07
Technician: GSL

Tip Type: Other
Disposable Tip Lot #: 6180383
Sample Type: Nanopure Water
Sample Density (g/ml): 0.997538
System Liquid: Nanopure Water

| Across tips | |
|---|---|
| Mean | 95.70 |
| Std. Dev. | 0.32 |
| %CV | 0.33 |
| % Inaccuracy | 4.3 |

Performance File: WaterBlowout 175uL DT_FW 060707.prf
Requested Volume (ul): 100
C:\Packard\MultiPROBE\bin\Balance\BAL-DG1005-100ul-100ul-Run12

| Tip # | Repl # | Dsp. Wt. | # Std from Mean |
|---|---|---|---|
| 1 | 1 | 95.84 | 0.00 |
| 1 | 2 | 96.04 | 0.20 |
| 1 | 3 | 95.84 | 0.00 |
| 1 | 4 | 95.84 | 0.00 |
| 1 | 5 | 95.84 | 0.00 |
| 1 | 6 | 95.74 | -0.10 |
| 1 | 7 | 95.84 | 0.00 |
| 1 | 8 | 95.74 | -0.10 |
| 1 | 9 | 95.94 | 0.10 |
| 1 | 10 | 95.74 | -0.10 |
| 2 | 1 | 96.04 | 0.18 |
| 2 | 2 | 95.74 | -0.12 |
| 2 | 3 | 95.64 | -0.22 |
| 2 | 4 | 95.94 | 0.08 |
| 2 | 5 | 95.74 | -0.12 |
| 2 | 6 | 96.04 | 0.18 |
| 2 | 7 | 95.94 | 0.08 |
| 2 | 8 | 95.84 | -0.02 |
| 2 | 9 | 95.74 | -0.12 |
| 2 | 10 | 95.94 | 0.08 |
| 3 | 1 | 95.43 | -0.11 |
| 3 | 2 | 95.54 | 0.00 |
| 3 | 3 | 95.54 | 0.00 |
| 3 | 4 | 95.43 | -0.11 |
| 3 | 5 | 95.54 | 0.00 |
| 3 | 6 | 95.64 | 0.10 |
| 3 | 7 | 95.54 | 0.00 |
| 3 | 8 | 95.74 | 0.20 |
| 3 | 9 | 95.54 | 0.00 |
| 3 | 10 | 95.43 | -0.11 |
| 4 | 1 | 95.43 | -0.11 |
| 4 | 2 | 95.74 | 0.20 |
| 4 | 3 | 95.43 | -0.11 |
| 4 | 4 | 95.64 | 0.10 |
| 4 | 5 | 95.33 | -0.21 |
| 4 | 6 | 95.64 | 0.10 |
| 4 | 7 | 95.74 | 0.20 |
| 4 | 8 | 95.54 | 0.00 |
| 4 | 9 | 95.43 | -0.11 |
| 4 | 10 | 95.43 | -0.11 |
| 5 | 1 | 95.54 | -0.01 |
| 5 | 2 | 95.54 | -0.01 |

**Tip # 1**

| | |
|---|---|
| Mean | 95.84 |
| Std. Dev. | 0.09 |
| % CV | 0.10 |

**Tip # 2**

| | |
|---|---|
| Mean | 95.86 |
| Std. Dev. | 0.14 |
| % CV | 0.15 |

**Tip # 3**

| | |
|---|---|
| Mean | 95.54 |
| Std. Dev. | 0.10 |
| % CV | 0.10 |

**Tip # 4**

| | |
|---|---|
| Mean | 95.54 |
| Std. Dev. | 0.15 |
| % CV | 0.15 |

**Tip # 5**

| | |
|---|---|
| Mean | 95.55 |















# WinPREP Test Summary Report
## *Sorted by Destination Rack ID*

***Test Name:*** Quantifiler setup ver 2.8.pro

***Test ID:*** 305

***Date:*** 24/10/2007 11:07:52 AM

| *Dest Rack* | *Dest Pos* | *Proc Name* | *Source Rack* | *Src Pos* | *Samp ID* | *Time* | *Error* | *Response* |
|---|---|---|---|---|---|---|---|---|
| **Amphyl_001** | | | | | | | | |
| *1* | | | | | | | | |
| | | 14. 1% Amphyl Wash | Amphyl_001 | 1 | | 1381 | | |
| | | 14. 1% Amphyl Wash | Amphyl_001 | 1 | | 1381 | | |
| | | 14. 1% Amphyl Wash | Amphyl_001 | 1 | | 1381 | | |
| | | 14. 1% Amphyl Wash | Amphyl_001 | 1 | | 1381 | | |
| | | 14. 1% Amphyl Wash | Amphyl_001 | 1 | | 1381 | | |
| | | 14. 1% Amphyl Wash | Amphyl_001 | 1 | | 1381 | | |
| | | 14. 1% Amphyl Wash | Amphyl_001 | 1 | | 1381 | | |
| | | 14. 1% Amphyl Wash | Amphyl_001 | 1 | | 1381 | | |
| | | 14. 1% Amphyl Wash | Amphyl_001 | 1 | | 1422 | | |
| | | 14. 1% Amphyl Wash | Amphyl_001 | 1 | | 1422 | | |
| | | 14. 1% Amphyl Wash | Amphyl_001 | 1 | | 1422 | | |
| | | 14. 1% Amphyl Wash | Amphyl_001 | 1 | | 1422 | | |
| | | 14. 1% Amphyl Wash | Amphyl_001 | 1 | | 1422 | | |
| | | 14. 1% Amphyl Wash | Amphyl_001 | 1 | | 1422 | | |
| | | 14. 1% Amphyl Wash | Amphyl_001 | 1 | | 1422 | | |
| | | 14. 1% Amphyl Wash | Amphyl_001 | 1 | | 1422 | | |
| *2* | | | | | | | | |
| | | 15. 0.2% Amphyl Wash | Amphyl_001 | 2 | | 1534 | | |
| | | 15. 0.2% Amphyl Wash | Amphyl_001 | 2 | | 1534 | | |
| | | 15. 0.2% Amphyl Wash | Amphyl_001 | 2 | | 1534 | | |
| | | 15. 0.2% Amphyl Wash | Amphyl_001 | 2 | | 1534 | | |
| | | 15. 0.2% Amphyl Wash | Amphyl_001 | 2 | | 1534 | | |
| | | 15. 0.2% Amphyl Wash | Amphyl_001 | 2 | | 1534 | | |
| | | 15. 0.2% Amphyl Wash | Amphyl_001 | 2 | | 1534 | | |
| | | 15. 0.2% Amphyl Wash | Amphyl_001 | 2 | | 1534 | | |
| | | 15. 0.2% Amphyl Wash | Amphyl_001 | 2 | | 1574 | | |
| | | 15. 0.2% Amphyl Wash | Amphyl_001 | 2 | | 1574 | | |
| | | 15. 0.2% Amphyl Wash | Amphyl_001 | 2 | | 1574 | | |
| | | 15. 0.2% Amphyl Wash | Amphyl_001 | 2 | | 1574 | | |
| | | 15. 0.2% Amphyl Wash | Amphyl_001 | 2 | | 1574 | | |
| | | 15. 0.2% Amphyl Wash | Amphyl_001 | 2 | | 1574 | | |
| | | 15. 0.2% Amphyl Wash | Amphyl_001 | 2 | | 1574 | | |
| | | 15. 0.2% Amphyl Wash | Amphyl_001 | 2 | | 1574 | | |
| *3* | | | | | | | | |



FSS.0001.0083.5385

| | | | | | |
|---|---|---|---|---|---|
| 5 | 3 | 95.54 | -0.01 | Std. Dev. | 0.18 |
| 5 | 4 | 95.54 | -0.01 | % CV | 0.18 |
| 5 | 5 | 95.33 | -0.22 | | |
| 5 | 6 | 95.94 | 0.39 | | |
| 5 | 7 | 95.64 | 0.09 | | |
| 5 | 8 | 95.33 | -0.22 | | |
| 5 | 9 | 95.43 | -0.12 | | |
| 5 | 10 | 95.64 | 0.09 | | |
| 6 | 1 | 95.84 | 0.15 | Tip # 6 | |
| 6 | 2 | 95.64 | -0.05 | Mean | 95.69 |
| 6 | 3 | 95.43 | -0.26 | Std. Dev. | 0.18 |
| 6 | 4 | 95.64 | -0.05 | % CV | 0.19 |
| 6 | 5 | 95.64 | -0.05 | | |
| 6 | 6 | 95.94 | 0.25 | | |
| 6 | 7 | 95.94 | 0.25 | | |
| 6 | 8 | 95.64 | -0.05 | | |
| 6 | 9 | 95.43 | -0.26 | | |
| 6 | 10 | 95.74 | 0.05 | | |
| 7 | 1 | 95.64 | -0.26 | Tip # 7 | |
| 7 | 2 | 96.04 | 0.14 | Mean | 95.90 |
| 7 | 3 | 95.74 | -0.16 | Std. Dev. | 0.20 |
| 7 | 4 | 96.24 | 0.34 | % CV | 0.20 |
| 7 | 5 | 95.74 | -0.16 | | |
| 7 | 6 | 95.94 | 0.04 | | |
| 7 | 7 | 96.14 | 0.24 | | |
| 7 | 8 | 95.94 | 0.04 | | |
| 7 | 9 | 95.84 | -0.06 | | |
| 7 | 10 | 95.74 | -0.16 | | |
| 8 | 1 | 95.94 | 0.25 | Tip # 8 | |
| 8 | 2 | 95.13 | -0.56 | Mean | 95.69 |
| 8 | 3 | 95.33 | -0.36 | Std. Dev. | 0.75 |
| 8 | 4 | 95.13 | -0.56 | % CV | 0.78 |
| 8 | 5 | 96.54 | 0.85 | | |
| 8 | 6 | 96.14 | 0.45 | | |
| 8 | 7 | 97.24 | 1.55 | | |
| 8 | 8 | 95.23 | -0.46 | | |
| 8 | 9 | 95.03 | -0.66 | | |
| 8 | 10 | 95.23 | -0.46 | | |

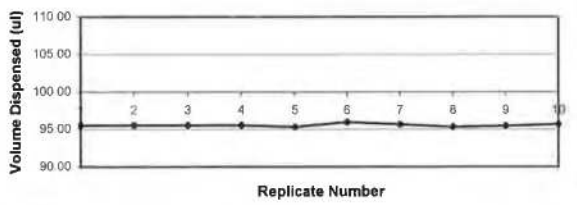


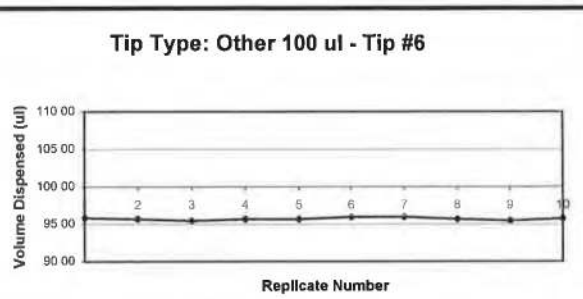


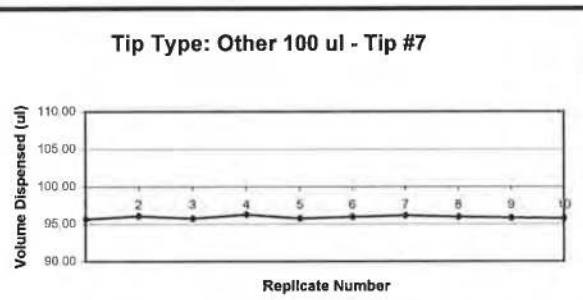


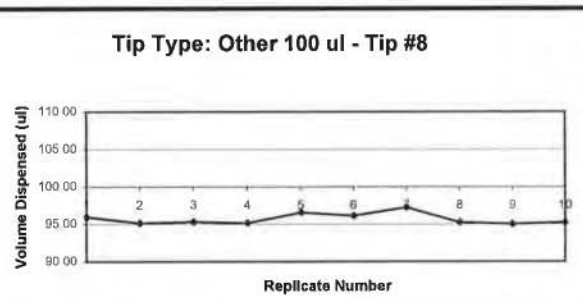


Comment: WaterBowoutMode 175uL NonConductive Tips(23C) Cal. at 100uL 25102007

| Dest Rack | Dest Pos | Proc Name | Source Rack | Src Pos | Samp ID | Time | Error | Response |
|---|---|---|---|---|---|---|---|---|
| **Amphyl_001** | | | | | | | | |
| *3* | | | | | | | | |
| | | 16. nH2O Wash | Amphyl_001 | 3 | | 1681 | | |
| | | 16. nH2O Wash | Amphyl_001 | 3 | | 1681 | | |
| | | 16. nH2O Wash | Amphyl_001 | 3 | | 1681 | | |
| | | 16. nH2O Wash | Amphyl_001 | 3 | | 1681 | | |
| | | 16. nH2O Wash | Amphyl_001 | 3 | | 1681 | | |
| | | 16. nH2O Wash | Amphyl_001 | 3 | | 1681 | | |
| | | 16. nH2O Wash | Amphyl_001 | 3 | | 1681 | | |
| | | 16. nH2O Wash | Amphyl_001 | 3 | | 1681 | | |
| | | 16. nH2O Wash | Amphyl_001 | 3 | | 1720 | | |
| | | 16. nH2O Wash | Amphyl_001 | 3 | | 1720 | | |
| | | 16. nH2O Wash | Amphyl_001 | 3 | | 1720 | | |
| | | 16. nH2O Wash | Amphyl_001 | 3 | | 1720 | | |
| | | 16. nH2O Wash | Amphyl_001 | 3 | | 1720 | | |
| | | 16. nH2O Wash | Amphyl_001 | 3 | | 1720 | | |
| | | 16. nH2O Wash | Amphyl_001 | 3 | | 1720 | | |
| | | 16. nH2O Wash | Amphyl_001 | 3 | | 1720 | | |
| *4* | | | | | | | | |
| | | 14. 1% Amphyl Wash | Amphyl_001 | 1 | | 1485 | | |
| | | 14. 1% Amphyl Wash | Amphyl_001 | 1 | | 1485 | | |
| | | 14. 1% Amphyl Wash | Amphyl_001 | 1 | | 1485 | | |
| | | 14. 1% Amphyl Wash | Amphyl_001 | 1 | | 1485 | | |
| | | 14. 1% Amphyl Wash | Amphyl_001 | 1 | | 1485 | | |
| | | 14. 1% Amphyl Wash | Amphyl_001 | 1 | | 1485 | | |
| | | 14. 1% Amphyl Wash | Amphyl_001 | 1 | | 1485 | | |
| | | 14. 1% Amphyl Wash | Amphyl_001 | 1 | | 1485 | | |
| | | 15. 0.2% Amphyl Wash | Amphyl_001 | 2 | | 1637 | | |
| | | 15. 0.2% Amphyl Wash | Amphyl_001 | 2 | | 1637 | | |
| | | 15. 0.2% Amphyl Wash | Amphyl_001 | 2 | | 1637 | | |
| | | 15. 0.2% Amphyl Wash | Amphyl_001 | 2 | | 1637 | | |
| | | 15. 0.2% Amphyl Wash | Amphyl_001 | 2 | | 1637 | | |
| | | 15. 0.2% Amphyl Wash | Amphyl_001 | 2 | | 1637 | | |
| | | 15. 0.2% Amphyl Wash | Amphyl_001 | 2 | | 1637 | | |
| | | 15. 0.2% Amphyl Wash | Amphyl_001 | 2 | | 1637 | | |
| | | 16. nH2O Wash | Amphyl_001 | 3 | | 1782 | | |
| | | 16. nH2O Wash | Amphyl_001 | 3 | | 1782 | | |
| | | 16. nH2O Wash | Amphyl_001 | 3 | | 1782 | | |
| | | 16. nH2O Wash | Amphyl_001 | 3 | | 1782 | | |
| | | 16. nH2O Wash | Amphyl_001 | 3 | | 1782 | | |
| | | 16. nH2O Wash | Amphyl_001 | 3 | | 1782 | | |
| | | 16. nH2O Wash | Amphyl_001 | 3 | | 1782 | | |
| | | 16. nH2O Wash | Amphyl_001 | 3 | | 1782 | | |
| **QUACW20071023_03** | | | | | | | | |
| *A1* | | | | | | | | |
| | | 4. Add Master Mix | Master Mix Rack_001 | A1 | | 126 | | |
| | | 6. Add DNA Standards | Microfuge1_001 | A1 | SRC0009 | 587 | Liquid not detected in tip 1. (Auto-action handled error) | Go to Bottom |



FSS.0001.0083.5387

Plat form - B
Non conductive

## Balance Test Results

Model: MPII HT EX
Serial Number: DG1005
WinPrep Version: 1.22.0252
Date: 10/24/07
Technician: GSL

Tip Type: Other
Disposable Tip Lot #: 6180383
Sample Type: Nanopure Water
Sample Density (g/ml): 0.997538
System Liquid: Nanopure Water

| Across tips | |
|---|---|
| Mean | 168.60 |
| Std. Dev. | 2.14 |
| %CV | 1.27 |
| % Inaccuracy | 3.7 |

Performance File: WaterBlowout 175uL DT_FW 060707.prf
Requested Volume (ul): 175
C:\Packard\MultiPROBE\bin\Balance\BAL-DG1005-175ul-175ul-Run9

| Tip # | Repl # | Dsp. Wt. | # Std from Mean |
|---|---|---|---|
| 1 | 1 | 168.51 | -0.38 |
| 1 | 2 | 168.11 | -0.78 |
| 1 | 3 | 168.62 | -0.27 |
| 1 | 4 | 168.51 | -0.38 |
| 1 | 5 | 168.21 | -0.68 |
| 1 | 6 | 169.02 | 0.13 |
| 1 | 7 | 169.52 | 0.63 |
| 1 | 8 | 169.32 | 0.43 |
| 1 | 9 | 169.72 | 0.83 |
| 1 | 10 | 169.32 | 0.43 |
| 2 | 1 | 168.41 | 2.57 |
| 2 | 2 | 168.82 | 2.98 |
| 2 | 3 | 168.01 | 2.17 |
| 2 | 4 | 168.51 | 2.67 |
| 2 | 5 | 168.31 | 2.47 |
| 2 | 6 | 154.28 | -11.56 |
| 2 | 7 | 157.29 | -8.55 |
| 2 | 8 | 166.71 | 0.87 |
| 2 | 9 | 169.32 | 3.48 |
| 2 | 10 | 168.72 | 2.88 |
| 3 | 1 | 168.31 | -0.44 |
| 3 | 2 | 168.62 | -0.13 |
| 3 | 3 | 168.11 | -0.64 |
| 3 | 4 | 168.51 | -0.24 |
| 3 | 5 | 168.21 | -0.54 |
| 3 | 6 | 169.42 | 0.67 |
| 3 | 7 | 169.42 | 0.67 |
| 3 | 8 | 168.92 | 0.17 |
| 3 | 9 | 169.22 | 0.47 |
| 3 | 10 | 168.72 | -0.03 |
| 4 | 1 | 168.82 | -0.30 |
| 4 | 2 | 169.52 | 0.40 |
| 4 | 3 | 169.22 | 0.10 |
| 4 | 4 | 169.22 | 0.10 |
| 4 | 5 | 169.42 | 0.30 |
| 4 | 6 | 169.32 | 0.20 |
| 4 | 7 | 169.22 | 0.10 |
| 4 | 8 | 168.72 | -0.40 |
| 4 | 9 | 168.92 | -0.20 |
| 4 | 10 | 168.82 | -0.30 |
| 5 | 1 | 169.72 | 0.64 |
| 5 | 2 | 169.62 | 0.54 |

**Tip # 1**

| | |
|---|---|
| Mean | 168.89 |
| Std. Dev. | 0.57 |
| % CV | 0.34 |




**Tip # 2**

| | |
|---|---|
| Mean | 165.84 |
| Std. Dev. | 5.39 |
| % CV | 3.25 |

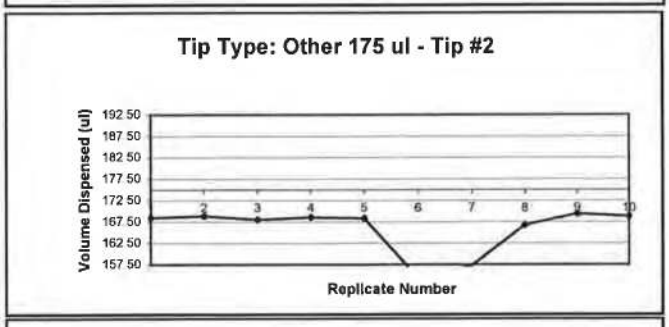


**Tip # 3**

| | |
|---|---|
| Mean | 168.75 |
| Std. Dev. | 0.49 |
| % CV | 0.29 |




**Tip # 4**

| | |
|---|---|
| Mean | 169.12 |
| Std. Dev. | 0.28 |
| % CV | 0.16 |




**Tip # 5**

| | |
|---|---|
| Mean | 169.08 |



# *Sample Storage*

Rack Name : FBIOL EXH TRAN TROL  Location :  Loc Num Prefix :

| Row | Lab No | Loc No | Patient Name | Status | User |
|---|---|---|---|---|---|
| 262 | | | | | |
| 263 | | | | | |
| 264 | | | | | |
| 265 | | | | | |
| 266 | | | | | |
| 267 | | | | | |
| 268 | | | | | |
| 269 | | | | | |
| 270 | | | | | |
| 271 | | | | | |
| 272 | | | | | |
| 273 | | | | | |
| 274 | | | | | |
| 275 | | | | | |
| 276 | | | | | |
| 277 | | | | | |
| 278 | | | | | |
| 279 | | | | | |
| 280 | | | | | |
| 281 | | | | | |
| 282 | | | | | |
| 283 | | | | | |
| 284 | | | | | |
| 285 | | | | | |
| 286 | | | | | |
| 287 | | | | | |
| 288 | | | | | |
| 289 | | | | | |
| 290 | | | | | |



FSS.0001.0083.5389

| | | | |
|---|---|---|---|
| 5 | 3 | 168.62 | -0.46 |
| 5 | 4 | 169.02 | -0.06 |
| 5 | 5 | 168.82 | -0.26 |
| 5 | 6 | 169.52 | 0.44 |
| 5 | 7 | 169.12 | 0.04 |
| 5 | 8 | 168.62 | -0.46 |
| 5 | 9 | 169.02 | -0.06 |
| 5 | 10 | 168.72 | -0.36 |
| 6 | 1 | 169.42 | 0.33 |
| 6 | 2 | 169.52 | 0.43 |
| 6 | 3 | 169.02 | -0.07 |
| 6 | 4 | 169.02 | -0.07 |
| 6 | 5 | 169.12 | 0.03 |
| 6 | 6 | 169.42 | 0.33 |
| 6 | 7 | 168.92 | -0.17 |
| 6 | 8 | 168.72 | -0.37 |
| 6 | 9 | 168.82 | -0.27 |
| 6 | 10 | 168.92 | -0.17 |
| 7 | 1 | 169.82 | 0.55 |
| 7 | 2 | 169.22 | -0.05 |
| 7 | 3 | 169.32 | 0.05 |
| 7 | 4 | 169.32 | 0.05 |
| 7 | 5 | 169.42 | 0.15 |
| 7 | 6 | 169.12 | -0.15 |
| 7 | 7 | 169.22 | -0.05 |
| 7 | 8 | 169.22 | -0.05 |
| 7 | 9 | 169.02 | -0.25 |
| 7 | 10 | 169.02 | -0.25 |
| 8 | 1 | 169.62 | 0.88 |
| 8 | 2 | 168.72 | -0.02 |
| 8 | 3 | 168.82 | 0.08 |
| 8 | 4 | 168.62 | -0.12 |
| 8 | 5 | 168.41 | -0.33 |
| 8 | 6 | 168.92 | 0.18 |
| 8 | 7 | 168.92 | 0.18 |
| 8 | 8 | 168.51 | -0.23 |
| 8 | 9 | 168.51 | -0.23 |
| 8 | 10 | 168.31 | -0.43 |

**Std. Dev.** **0.41**
**% CV** **0.24**

**Tip # 6**
**Mean** **169.09**
**Std. Dev.** **0.28**
**% CV** **0.16**

**Tip # 7**
**Mean** **169.27**
**Std. Dev.** **0.23**
**% CV** **0.14**

**Tip # 8**
**Mean** **168.74**
**Std. Dev.** **0.37**
**% CV** **0.22**













Comment: WaterBowoutMode 175uL NonConductive Tips(23C) Cal. at 175uL 24102007

# *Sample Storage*

Rack Name : FBIOL EXH TRAN TROL  Location :  Loc Num Prefix :

| Row | Lab No | Loc No | Patient Name | Status | User |
|---|---|---|---|---|---|
| 291 | | | | | |
| 292 | | | | | |
| 293 | | | | | |
| 294 | | | | | |
| 295 | | | | | |
| 296 | | | | | |
| 297 | | | | | |
| 298 | | | | | |
| 299 | | | | | |
| 300 | | | | | |
| 301 | | | | | |
| 302 | | | | | |
| 303 | | | | | |
| 304 | | | | | |
| 305 | | | | | |
| 306 | | | | | |
| 307 | | | | | |
| 308 | | | | | |
| 309 | | | | | |
| 310 | | | | | |
| 311 | | | | | |
| 312 | | | | | |
| 313 | | | | | |
| 314 | | | | | |
| 315 | | | | | |
| 316 | | | | | |
| 317 | | | | | |
| 318 | | | | | |
| 319 | | | | | |



FSS.0001.0083.5391

**Gravimetric Assessment Extraction Platform_B 175uL Non Conductive Filter RoboRack tips - BLOWOUT mode 25102007**

| Expected X | Observed (mean) Y |
|---|---|
| 175 | 168.6 |
| 100 | 95.7 |
| 50 | 46.81 |
| 15 | 13.31 |

| | |
|---|---|
| Slope | 0.971588235 |
| Offset | -1.48 |
| R2 | 0.999990202 |

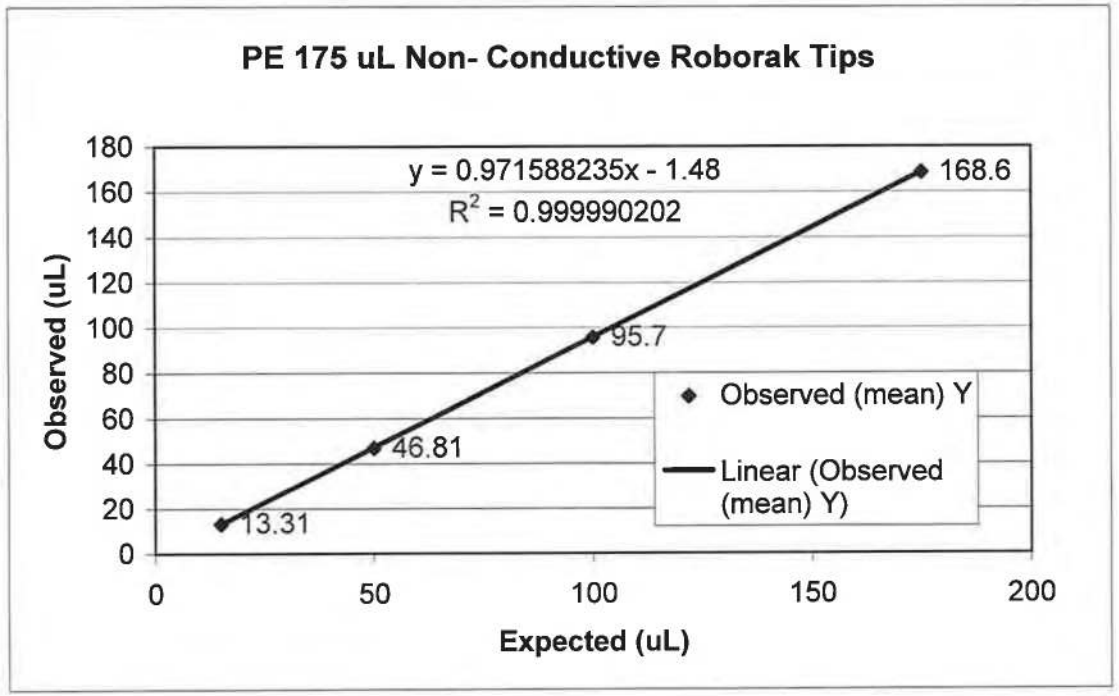

# *Sample Storage*

Rack Name : FBIOL EXH TRAN TROL  Location :  Loc Num Prefix :

| Row | Lab No | Loc No | Patient Name | Status | User |
|---|---|---|---|---|---|
| 378 | | | | | |
| 379 | | | | | |
| 380 | | | | | |
| 381 | | | | | |
| 382 | | | | | |
| 383 | | | | | |
| 384 | | | | | |
| 385 | | | | | |
| 386 | | | | | |
| 387 | | | | | |
| 388 | | | | | |
| 389 | | | | | |
| 390 | | | | | |
| 391 | | | | | |
| 392 | | | | | |
| 393 | | | | | |
| 394 | | | | | |
| 395 | | | | | |
| 396 | | | | | |
| 397 | | | | | |
| 398 | | | | | |
| 399 | | | | | |
| 400 | | | | | |
| 401 | | | | | |
| 402 | | | | | |
| 403 | | | | | |
| 404 | | | | | |
| 405 | | | | | |
| 406 | | | | | |



FSS.0001.0083.5393

Plat form_B
New slope / Offset

## Balance Test Results

Model: MPII HT EX
Serial Number: DG1005
WinPrep Version: 1.22.0252
Date: 10/25/07
Technician: GSL

Tip Type: Other
Disposable Tip Lot #: 06180381
Sample Type: Nanopure Water
Sample Density (g/ml): 0.997538
System Liquid: Nanopure Water

| Across tips | |
|---|---|
| Mean | 15.23 |
| Std. Dev. | 0.17 |
| %CV | 1.10 |
| % Inaccuracy | 1.5 |

Performance File: WaterBlowout 175uL DT_FW 25102007.prf
Requested Volume (ul): 15
C:\Packard\MultiPROBE\bin\Balance\BAL-DG1005-15ul-50ul-Run1

| Tip # | Repl # | Dsp. Wt. | # Std from Mean |
|---|---|---|---|
| 1 | 1 | 15.74 | 0.42 |
| 1 | 2 | 15.44 | 0.12 |
| 1 | 3 | 15.04 | -0.28 |
| 1 | 4 | 15.34 | 0.02 |
| 1 | 5 | 15.04 | -0.28 |
| 1 | 6 | | -15.32 |
| 1 | 7 | | -15.32 |
| 1 | 8 | | -15.32 |
| 1 | 9 | | -15.32 |
| 1 | 10 | | -15.32 |
| 2 | 1 | 15.24 | -0.08 |
| 2 | 2 | 15.14 | -0.18 |
| 2 | 3 | 15.64 | 0.32 |
| 2 | 4 | 15.14 | -0.18 |
| 2 | 5 | 15.44 | 0.12 |
| 2 | 6 | | -15.32 |
| 2 | 7 | | -15.32 |
| 2 | 8 | | -15.32 |
| 2 | 9 | | -15.32 |
| 2 | 10 | | -15.32 |
| 3 | 1 | 15.04 | -0.14 |
| 3 | 2 | 15.14 | -0.04 |
| 3 | 3 | 15.04 | -0.14 |
| 3 | 4 | 15.24 | 0.06 |
| 3 | 5 | 15.44 | 0.26 |
| 3 | 6 | | -15.18 |
| 3 | 7 | | -15.18 |
| 3 | 8 | | -15.18 |
| 3 | 9 | | -15.18 |
| 3 | 10 | | -15.18 |
| 4 | 1 | 15.04 | -0.16 |
| 4 | 2 | 15.34 | 0.14 |
| 4 | 3 | 15.34 | 0.14 |
| 4 | 4 | 15.14 | -0.06 |
| 4 | 5 | 15.14 | -0.06 |
| 4 | 6 | | -15.20 |
| 4 | 7 | | -15.20 |
| 4 | 8 | | -15.20 |
| 4 | 9 | | -15.20 |
| 4 | 10 | | -15.20 |
| 5 | 1 | 15.14 | 0.02 |
| 5 | 2 | 15.14 | 0.02 |

**Tip # 1**

| | |
|---|---|
| Mean | 15.32 |
| Std. Dev. | 0.29 |
| % CV | 1.93 |

**Tip # 2**

| | |
|---|---|
| Mean | 15.32 |
| Std. Dev. | 0.22 |
| % CV | 1.42 |

**Tip # 3**

| | |
|---|---|
| Mean | 15.18 |
| Std. Dev. | 0.17 |
| % CV | 1.10 |

**Tip # 4**

| | |
|---|---|
| Mean | 15.20 |
| Std. Dev. | 0.13 |
| % CV | 0.88 |

**Tip # 5**

| | |
|---|---|
| Mean | 15.12 |

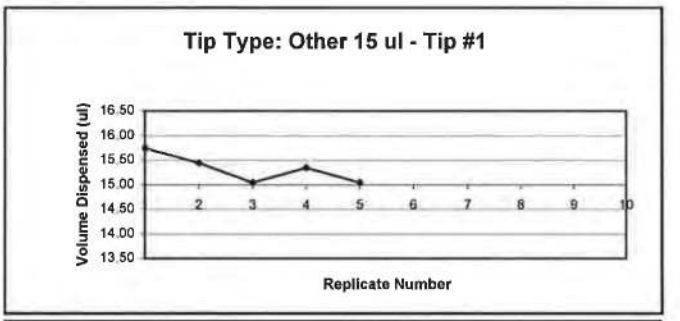


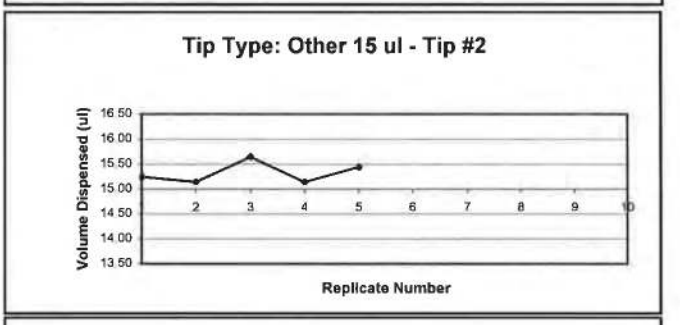


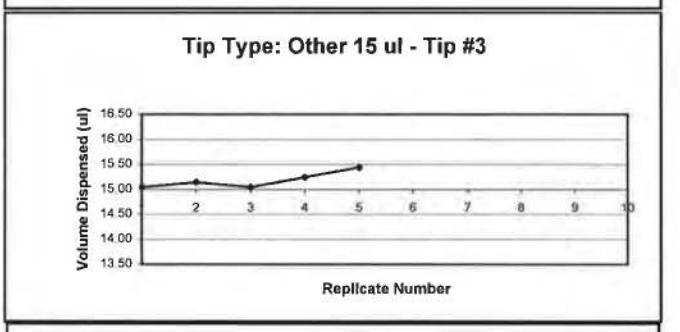


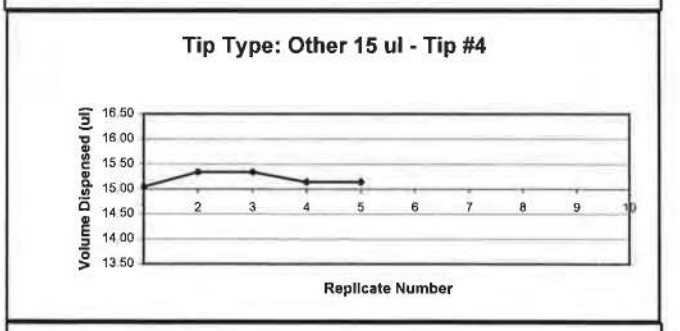


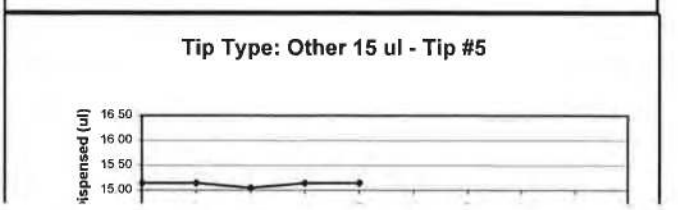

| | | | | | |
|---|---|---|---|---|---|
| 5 | 3 | 15.04 | -0.08 | Std. Dev. | 0.04 |
| 5 | 4 | 15.14 | 0.02 | % CV | 0.30 |
| 5 | 5 | 15.14 | 0.02 | | |
| 5 | 6 | | -15.12 | | |
| 5 | 7 | | -15.12 | | |
| 5 | 8 | | -15.12 | | |
| 5 | 9 | | -15.12 | | |
| 5 | 10 | | -15.12 | | |
| 6 | 1 | 15.24 | -0.08 | Tip # 6 | |
| 6 | 2 | 15.24 | -0.08 | Mean | 15.32 |
| 6 | 3 | 15.44 | 0.12 | Std. Dev. | 0.08 |
| 6 | 4 | 15.34 | 0.02 | % CV | 0.55 |
| 6 | 5 | 15.34 | 0.02 | | |
| 6 | 6 | | -15.32 | | |
| 6 | 7 | | -15.32 | | |
| 6 | 8 | | -15.32 | | |
| 6 | 9 | | -15.32 | | |
| 6 | 10 | | -15.32 | | |
| 7 | 1 | 15.24 | 0.00 | Tip # 7 | |
| 7 | 2 | 15.24 | 0.00 | Mean | 15.24 |
| 7 | 3 | 15.34 | 0.10 | Std. Dev. | 0.07 |
| 7 | 4 | 15.14 | -0.10 | % CV | 0.46 |
| 7 | 5 | 15.24 | 0.00 | | |
| 7 | 6 | | -15.24 | | |
| 7 | 7 | | -15.24 | | |
| 7 | 8 | | -15.24 | | |
| 7 | 9 | | -15.24 | | |
| 7 | 10 | | -15.24 | | |
| 8 | 1 | 15.24 | 0.14 | Tip # 8 | |
| 8 | 2 | 15.04 | -0.06 | Mean | 15.10 |
| 8 | 3 | 15.04 | -0.06 | Std. Dev. | 0.09 |
| 8 | 4 | 15.14 | 0.04 | % CV | 0.59 |
| 8 | 5 | 15.04 | -0.06 | | |
| 8 | 6 | | -15.10 | | |
| 8 | 7 | | -15.10 | | |
| 8 | 8 | | -15.10 | | |
| 8 | 9 | | -15.10 | | |
| 8 | 10 | | -15.10 | | |




Tip Type: Other 15 ul - Tip #6




Tip Type: Other 15 ul - Tip #7




Tip Type: Other 15 ul - Tip #8




Comment: WaterBowoutMode 175uL NonConductive Tips(23C) at 15 &50uL with Newslope&Offset 25102007

Platform B
New slope / offset

## Balance Test Results

Model: MPII HT EX
Serial Number: DG1005
WinPrep Version: 1.22.0252
Date: 10/25/07
Technician: GSL

Tip Type: Other
Disposable Tip Lot #: 06180381
Sample Type: Nanopure Water
Sample Density (g/ml): 0.997538
System Liquid: Nanopure Water

| Across tips | |
|---|---|
| Mean | 49.97 |
| Std. Dev. | 0.20 |
| %CV | 0.41 |
| % Inaccuracy | 0.1 |

Performance File: WaterBlowout 175uL DT_FW 25102007.prf
Requested Volume (ul): 50
C:\Packard\MultiPROBE\bin\Balance\BAL-DG1005-15ul-50ul-Run1

| Tip # | Repl # | Dsp. Wt. | # Std from Mean |
|---|---|---|---|
| 1 | 1 | 50.02 | 0.04 |
| 1 | 2 | 49.92 | -0.06 |
| 1 | 3 | 49.92 | -0.06 |
| 1 | 4 | 50.12 | 0.14 |
| 1 | 5 | 49.92 | -0.06 |
| 1 | 6 | | -49.98 |
| 1 | 7 | | -49.98 |
| 1 | 8 | | -49.98 |
| 1 | 9 | | -49.98 |
| 1 | 10 | | -49.98 |
| 2 | 1 | 50.32 | 0.14 |
| 2 | 2 | 50.22 | 0.04 |
| 2 | 3 | 50.32 | 0.14 |
| 2 | 4 | 49.92 | -0.26 |
| 2 | 5 | 50.12 | -0.06 |
| 2 | 6 | | -50.18 |
| 2 | 7 | | -50.18 |
| 2 | 8 | | -50.18 |
| 2 | 9 | | -50.18 |
| 2 | 10 | | -50.18 |
| 3 | 1 | 49.72 | -0.08 |
| 3 | 2 | 49.92 | 0.12 |
| 3 | 3 | 49.82 | 0.02 |
| 3 | 4 | 49.82 | 0.02 |
| 3 | 5 | 49.72 | -0.08 |
| 3 | 6 | | -49.80 |
| 3 | 7 | | -49.80 |
| 3 | 8 | | -49.80 |
| 3 | 9 | | -49.80 |
| 3 | 10 | | -49.80 |
| 4 | 1 | 50.12 | 0.20 |
| 4 | 2 | 49.92 | 0.00 |
| 4 | 3 | 49.82 | -0.10 |
| 4 | 4 | 49.72 | -0.20 |
| 4 | 5 | 50.02 | 0.10 |
| 4 | 6 | | -49.92 |
| 4 | 7 | | -49.92 |
| 4 | 8 | | -49.92 |
| 4 | 9 | | -49.92 |
| 4 | 10 | | -49.92 |
| 5 | 1 | 50.22 | 0.28 |
| 5 | 2 | 50.02 | 0.08 |

**Tip # 1**

| | |
|---|---|
| Mean | 49.98 |
| Std. Dev. | 0.09 |
| % CV | 0.18 |




**Tip # 2**

| | |
|---|---|
| Mean | 50.18 |
| Std. Dev. | 0.17 |
| % CV | 0.33 |




**Tip # 3**

| | |
|---|---|
| Mean | 49.80 |
| Std. Dev. | 0.08 |
| % CV | 0.17 |




**Tip # 4**

| | |
|---|---|
| Mean | 49.92 |
| Std. Dev. | 0.16 |
| % CV | 0.32 |

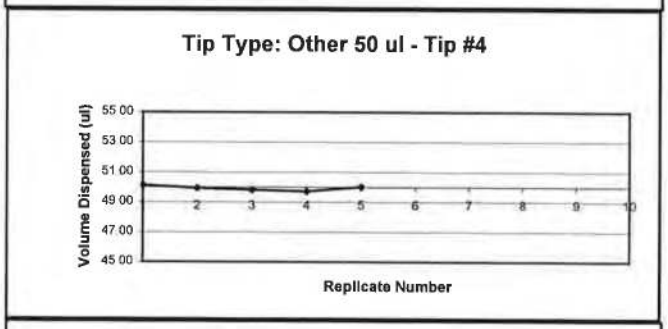


**Tip # 5**

| | |
|---|---|
| Mean | 49.94 |

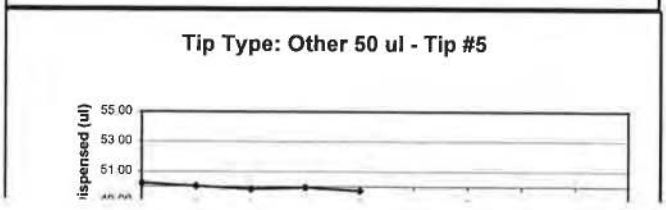

| | | | | | |
|---|---|---|---|---|---|
| 5 | 3 | 49.82 | -0.12 | **Std. Dev.** | **0.19** |
| 5 | 4 | 49.92 | -0.02 | **% CV** | **0.39** |
| 5 | 5 | 49.72 | -0.22 | | |
| 5 | 6 | | -49.94 | | |
| 5 | 7 | | -49.94 | | |
| 5 | 8 | | -49.94 | | |
| 5 | 9 | | -49.94 | | |
| 5 | 10 | | -49.94 | | |
| 6 | 1 | 50.12 | 0.06 | **Tip # 6** | |
| 6 | 2 | 50.12 | 0.06 | **Mean** | **50.06** |
| 6 | 3 | 50.12 | 0.06 | **Std. Dev.** | **0.09** |
| 6 | 4 | 50.02 | -0.04 | **% CV** | **0.18** |
| 6 | 5 | 49.92 | -0.14 | | |
| 6 | 6 | | -50.06 | | |
| 6 | 7 | | -50.06 | | |
| 6 | 8 | | -50.06 | | |
| 6 | 9 | | -50.06 | | |
| 6 | 10 | | -50.06 | | |
| 7 | 1 | 50.42 | 0.30 | **Tip # 7** | |
| 7 | 2 | 49.92 | -0.20 | **Mean** | **50.12** |
| 7 | 3 | 50.22 | 0.10 | **Std. Dev.** | **0.21** |
| 7 | 4 | 49.92 | -0.20 | **% CV** | **0.42** |
| 7 | 5 | 50.12 | 0.00 | | |
| 7 | 6 | | -50.12 | | |
| 7 | 7 | | -50.12 | | |
| 7 | 8 | | -50.12 | | |
| 7 | 9 | | -50.12 | | |
| 7 | 10 | | -50.12 | | |
| 8 | 1 | 49.72 | -0.02 | **Tip # 8** | |
| 8 | 2 | 49.62 | -0.12 | **Mean** | **49.74** |
| 8 | 3 | 49.62 | -0.12 | **Std. Dev.** | **0.22** |
| 8 | 4 | 50.12 | 0.38 | **% CV** | **0.44** |
| 8 | 5 | 49.62 | -0.12 | | |
| 8 | 6 | | -49.74 | | |
| 8 | 7 | | -49.74 | | |
| 8 | 8 | | -49.74 | | |
| 8 | 9 | | -49.74 | | |
| 8 | 10 | | -49.74 | | |

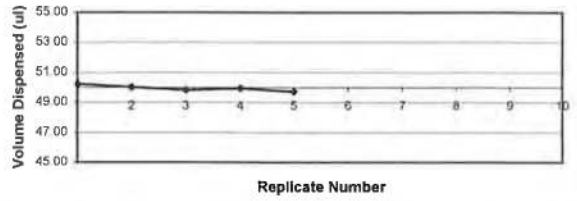


**Tip Type: Other 50 ul - Tip #6**




**Tip Type: Other 50 ul - Tip #7**

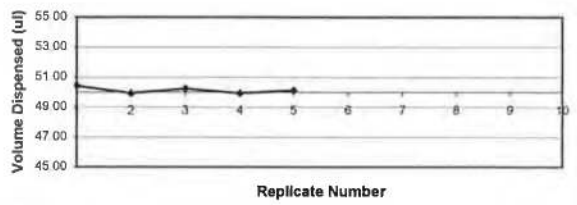


**Tip Type: Other 50 ul - Tip #8**

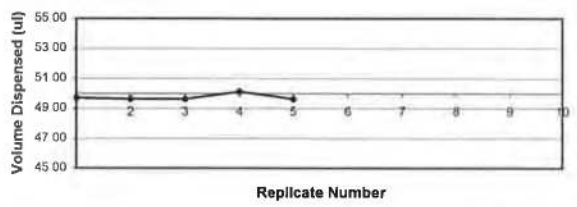


Comment: WaterBowoutMode 175uL NonConductive Tips(23C) at 15 &50uL with Newslope&Offset 25102007

Platform B
New slope / offset

## Balance Test Results

Model: MPII HT EX
Serial Number: DG1005
WinPrep Version: 1.22.0252
Date: 10/25/07
Technician: GSL

Tip Type: Other
Disposable Tip Lot #: 06180381
Sample Type: Nanopure Water
Sample Density (g/ml): 0.997538
System Liquid: Nanopure Water

| Across tips | |
|---|---|
| Mean | 175.58 |
| Std. Dev. | 0.24 |
| %CV | 0.14 |
| % Inaccuracy | 0.3 |

Performance File: WaterBlowout 175uL DT_FW 25102007.prf
Requested Volume (ul): 175
C:\Packard\MultiPROBE\bin\Balance\BAL-DG1005-175ul-175ul-Run10

| Tip # | Repl # | Dsp. Wt. | # Std from Mean |
|---|---|---|---|
| 1 | 1 | 175.13 | -0.42 |
| 1 | 2 | 175.53 | -0.02 |
| 1 | 3 | 175.43 | -0.12 |
| 1 | 4 | 175.83 | 0.28 |
| 1 | 5 | 175.83 | 0.28 |
| 1 | 6 | | -175.55 |
| 1 | 7 | | -175.55 |
| 1 | 8 | | -175.55 |
| 1 | 9 | | -175.55 |
| 1 | 10 | | -175.55 |
| 2 | 1 | 175.23 | -0.18 |
| 2 | 2 | 175.43 | 0.02 |
| 2 | 3 | 175.33 | -0.08 |
| 2 | 4 | 175.63 | 0.22 |
| 2 | 5 | 175.43 | 0.02 |
| 2 | 6 | | -175.41 |
| 2 | 7 | | -175.41 |
| 2 | 8 | | -175.41 |
| 2 | 9 | | -175.41 |
| 2 | 10 | | -175.41 |
| 3 | 1 | 175.53 | -0.04 |
| 3 | 2 | 175.53 | -0.04 |
| 3 | 3 | 175.33 | -0.24 |
| 3 | 4 | 175.93 | 0.36 |
| 3 | 5 | 175.53 | -0.04 |
| 3 | 6 | | -175.57 |
| 3 | 7 | | -175.57 |
| 3 | 8 | | -175.57 |
| 3 | 9 | | -175.57 |
| 3 | 10 | | -175.57 |
| 4 | 1 | 175.73 | 0.14 |
| 4 | 2 | 175.43 | -0.16 |
| 4 | 3 | 175.53 | -0.06 |
| 4 | 4 | 175.73 | 0.14 |
| 4 | 5 | 175.53 | -0.06 |
| 4 | 6 | | -175.59 |
| 4 | 7 | | -175.59 |
| 4 | 8 | | -175.59 |
| 4 | 9 | | -175.59 |
| 4 | 10 | | -175.59 |
| 5 | 1 | 175.53 | -0.08 |
| 5 | 2 | 175.73 | 0.12 |

**Tip # 1**

| | |
|---|---|
| Mean | 175.55 |
| Std. Dev. | 0.29 |
| % CV | 0.17 |




**Tip # 2**

| | |
|---|---|
| Mean | 175.41 |
| Std. Dev. | 0.15 |
| % CV | 0.08 |




**Tip # 3**

| | |
|---|---|
| Mean | 175.57 |
| Std. Dev. | 0.22 |
| % CV | 0.12 |




**Tip # 4**

| | |
|---|---|
| Mean | 175.59 |
| Std. Dev. | 0.13 |
| % CV | 0.08 |




**Tip # 5**

| | |
|---|---|
| Mean | 175.61 |

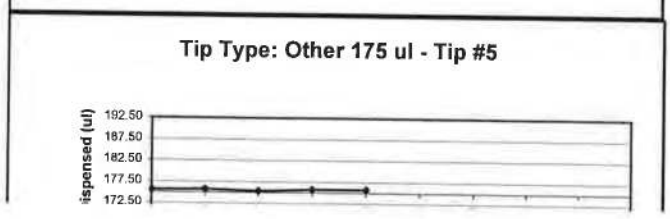

| | | | |
|---|---|---|---|
| 5 | 3 | 175.33 | -0.28 |
| 5 | 4 | 175.73 | 0.12 |
| 5 | 5 | 175.73 | 0.12 |
| 5 | 6 | | -175.61 |
| 5 | 7 | | -175.61 |
| 5 | 8 | | -175.61 |
| 5 | 9 | | -175.61 |
| 5 | 10 | | -175.61 |
| 6 | 1 | 175.83 | 0.24 |
| 6 | 2 | 175.33 | -0.26 |
| 6 | 3 | 175.33 | -0.26 |
| 6 | 4 | 175.83 | 0.24 |
| 6 | 5 | 175.63 | 0.04 |
| 6 | 6 | | -175.59 |
| 6 | 7 | | -175.59 |
| 6 | 8 | | -175.59 |
| 6 | 9 | | -175.59 |
| 6 | 10 | | -175.59 |
| 7 | 1 | 175.93 | 0.02 |
| 7 | 2 | 175.73 | -0.18 |
| 7 | 3 | 175.93 | 0.02 |
| 7 | 4 | 176.13 | 0.22 |
| 7 | 5 | 175.83 | -0.08 |
| 7 | 6 | | -175.91 |
| 7 | 7 | | -175.91 |
| 7 | 8 | | -175.91 |
| 7 | 9 | | -175.91 |
| 7 | 10 | | -175.91 |
| 8 | 1 | 175.53 | 0.12 |
| 8 | 2 | 175.13 | -0.28 |
| 8 | 3 | 175.33 | -0.08 |
| 8 | 4 | 175.33 | -0.08 |
| 8 | 5 | 175.73 | 0.32 |
| 8 | 6 | | -175.41 |
| 8 | 7 | | -175.41 |
| 8 | 8 | | -175.41 |
| 8 | 9 | | -175.41 |
| 8 | 10 | | -175.41 |

| | |
|---|---|
| **Std. Dev.** | **0.18** |
| **% CV** | **0.10** |

**Tip # 6**

| | |
|---|---|
| **Mean** | **175.59** |
| **Std. Dev.** | **0.25** |
| **% CV** | **0.14** |

**Tip # 7**

| | |
|---|---|
| **Mean** | **175.91** |
| **Std. Dev.** | **0.15** |
| **% CV** | **0.08** |

**Tip # 8**

| | |
|---|---|
| **Mean** | **175.41** |
| **Std. Dev.** | **0.23** |
| **% CV** | **0.13** |




**Tip Type: Other 175 ul - Tip #6**




**Tip Type: Other 175 ul - Tip #7**




**Tip Type: Other 175 ul - Tip #8**




Comment: WaterBowoutMode 175uL NonConductive Tips(23C) at 175uL with Newslope&Offset 25102007

Pbt form B

## Balance Test Results

Model: MPII HT EX
Serial Number: DG1005
WinPrep Version: 1.22.0252
Date: 10/24/07
Technician: GSL

Tip Type: 1ml MBP Disposable Tip
Disposable Tip Lot #: 543404
Sample Type: Nanopure Water
Sample Density (g/ml): 0.997538
System Liquid: Nanopure Water

| Across tips | |
|---|---|
| Mean | 91.21 |
| Std. Dev. | 0.97 |
| %CV | 1.06 |
| % Inaccuracy | 8.8 |

Performance File: WaterWaste 1mL DT_FW QHSS25072007.prf
Requested Volume (ul): 100
C:\Packard\MultiPROBE\bin\Balance\BAL-DG1005-100ul-100ul-Run10

| Tip # | Repl # | Dsp. Wt. | # Std from Mean |
|---|---|---|---|
| 1 | 1 | 91.63 | 0.05 |
| 1 | 2 | 91.63 | 0.05 |
| 1 | 3 | 91.83 | 0.25 |
| 1 | 4 | 91.93 | 0.35 |
| 1 | 5 | 91.83 | 0.25 |
| 1 | 6 | 91.43 | -0.15 |
| 1 | 7 | 92.13 | 0.55 |
| 1 | 8 | 91.43 | -0.15 |
| 1 | 9 | 90.22 | -1.36 |
| 1 | 10 | 91.73 | 0.15 |
| 2 | 1 | 90.32 | 0.14 |
| 2 | 2 | 90.92 | 0.74 |
| 2 | 3 | 90.42 | 0.24 |
| 2 | 4 | 87.52 | -2.66 |
| 2 | 5 | 90.42 | 0.24 |
| 2 | 6 | 90.02 | -0.16 |
| 2 | 7 | 91.73 | 1.55 |
| 2 | 8 | 90.52 | 0.34 |
| 2 | 9 | 90.52 | 0.34 |
| 2 | 10 | 89.42 | -0.76 |
| 3 | 1 | 92.13 | 0.92 |
| 3 | 2 | 90.12 | -1.08 |
| 3 | 3 | 91.32 | 0.11 |
| 3 | 4 | 91.53 | 0.33 |
| 3 | 5 | 90.92 | -0.28 |
| 3 | 6 | 91.73 | 0.53 |
| 3 | 7 | 90.02 | -1.19 |
| 3 | 8 | 91.43 | 0.23 |
| 3 | 9 | 91.53 | 0.33 |
| 3 | 10 | 91.32 | 0.11 |
| 4 | 1 | 90.62 | -0.79 |
| 4 | 2 | 91.43 | 0.02 |
| 4 | 3 | 90.22 | -1.19 |
| 4 | 4 | 91.43 | 0.02 |
| 4 | 5 | 91.22 | -0.19 |
| 4 | 6 | 92.23 | 0.82 |
| 4 | 7 | 91.83 | 0.42 |
| 4 | 8 | 92.03 | 0.62 |
| 4 | 9 | 91.22 | -0.19 |
| 4 | 10 | 91.83 | 0.42 |
| 5 | 1 | 90.52 | -0.74 |
| 5 | 2 | 91.63 | 0.37 |

**Tip # 1**

| | |
|---|---|
| Mean | 91.58 |
| Std. Dev. | 0.52 |
| % CV | 0.57 |

**Tip # 2**

| | |
|---|---|
| Mean | 90.18 |
| Std. Dev. | 1.11 |
| % CV | 1.23 |

**Tip # 3**

| | |
|---|---|
| Mean | 91.21 |
| Std. Dev. | 0.67 |
| % CV | 0.74 |

**Tip # 4**

| | |
|---|---|
| Mean | 91.41 |
| Std. Dev. | 0.63 |
| % CV | 0.68 |

**Tip # 5**

| | |
|---|---|
| Mean | 91.27 |




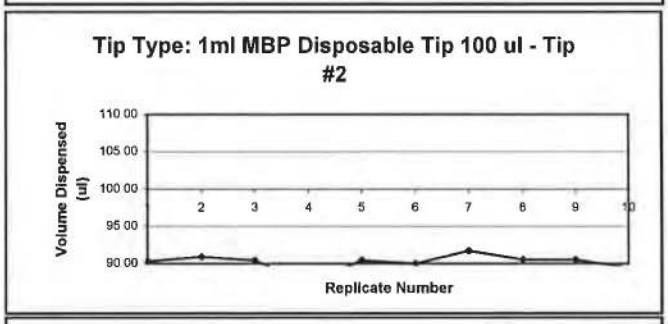


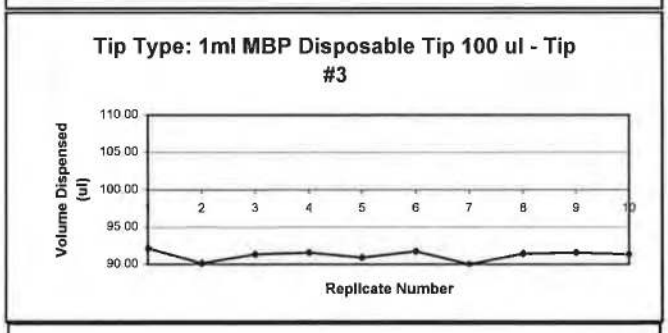


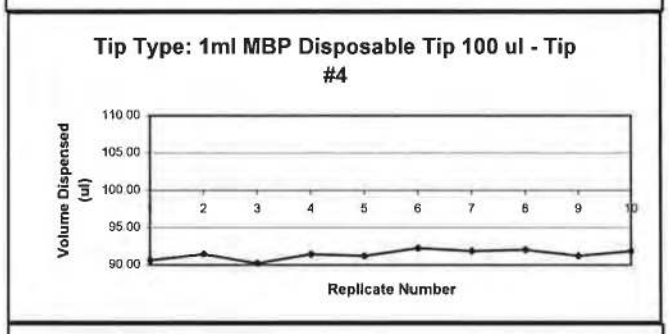


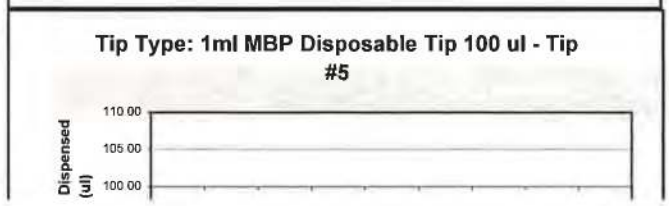

Queensland Government
Queensland Health

# Network Login & Email Access

**Form must be completed in full and signed by Supervisor/Manager prior to being faxed to 1300 307 524**

**Information Division**

**PLEASE COMPLETE FORM ONLINE** | **Statewide Form**

**USER DETAILS – To be completed by User** | Use Tab Key to move around Form

| | | | |
|---|---|---|---|
| **Surname:** | Sonter | **Given Name:** | Rebecca |
| **Preferred Name:** | Rebecca | **Middle Name:** | Louise |
| **Title:** | Ms | **Category:** | VMO |
| **Payroll/Employee No:** | [redacted] | **Department/Unit/Ward** | Forensic Biology |
| **Position:** | Scientist | **Phone Number:** | [redacted] |
| **Hospital/Facility:** | Coopers Plains | **Fax Number:** | [redacted] |

**Applicant Authorisation**

I hereby request access to the Queensland Health ICT network and declare that I will abide by the Queensland Health Code of Conduct, the Queensland Health Information Security Policy 3485 and related standards and Information Standard No. 42A: Information Privacy for the Queensland Department of Health (http://qheps/security/policies.htm).

I understand the Queensland Health network contains confidential information and access is restricted to that required in order to perform my role within Queensland Health. I understand that unauthorised access and or use of the Queensland Health ICT network may result in loss of privileges and other remedies available to Queensland Health at law.

Signature: | Date: 01-Oct-2007

**New Access Required**

☐ **New User Access** ☐ **Novell** ☐ **GroupWise**

1. Enter the name/User ID of someone who already has the access you require _____ OR
2. Enter the Workgroup/Folders you require (if known) _____

**Start Date** _____ ☐ **Temporary** End Date _____ ☐ **Permanent**

**Change Existing Access**

Novell User ID _____
GroupWise Name _____
☐ **Temporary** New End Date _____ ☐ **Permanent**

☐ **Update Access** ☐ **Novell** ☐ **GroupWise**

1. Enter the name/User ID of someone who already has the access you require _____ OR
2. Enter the Workgroup/Folders you require (if known) _____

☑ **Change Name** - From Rebecca Sonter To Rebecca Gregory

☐ **Move GroupWise Account** – From To

☐ Re activate User Access ☐ Novell ☐ GroupWise

☐ **Terminate User Access** ☐ Novell ☐ GroupWise

**For University Staff and Student Access Only** - Please select appropriate category

Note when any university staff member or student is applying for system access, the Terms of agreement form also must be completed Terms of agreement form

☐ Student ☐ Joint Appointment ☐ University Researcher ☐ University Staff Member

**Supervisor/Manager Authorisation**

I declare that the person described in Section A, requires access to the Queensland Health ICT Network in order to fulfil their duties.

| | | |
|---|---|---|
| Name: | Position: | |
| Signature: | Date: 01-Oct-2007 | Phone No: |

PRINT FORM RESET FORM



FSS.0001.0083.5401

| | | | |
|---|---|---|---|
| 5 | 3 | 91.73 | 0.47 |
| 5 | 4 | 90.82 | -0.44 |
| 5 | 5 | 89.92 | -1.34 |
| 5 | 6 | 91.93 | 0.67 |
| 5 | 7 | 92.03 | 0.77 |
| 5 | 8 | 91.32 | 0.06 |
| 5 | 9 | 90.42 | -0.84 |
| 5 | 10 | 92.33 | 1.07 |
| 6 | 1 | 89.32 | -1.69 |
| 6 | 2 | 90.72 | -0.29 |
| 6 | 3 | 92.23 | 1.22 |
| 6 | 4 | 90.42 | -0.59 |
| 6 | 5 | 89.72 | -1.29 |
| 6 | 6 | 91.73 | 0.72 |
| 6 | 7 | 91.93 | 0.92 |
| 6 | 8 | 91.83 | 0.82 |
| 6 | 9 | 90.32 | -0.69 |
| 6 | 10 | 91.83 | 0.82 |
| 7 | 1 | 92.33 | 1.25 |
| 7 | 2 | 90.62 | -0.46 |
| 7 | 3 | 91.02 | -0.06 |
| 7 | 4 | 90.62 | -0.46 |
| 7 | 5 | 90.72 | -0.36 |
| 7 | 6 | 91.73 | 0.65 |
| 7 | 7 | 91.22 | 0.14 |
| 7 | 8 | 90.42 | -0.66 |
| 7 | 9 | 90.92 | -0.16 |
| 7 | 10 | 91.22 | 0.14 |
| 8 | 1 | 91.83 | -0.12 |
| 8 | 2 | 93.33 | 1.38 |
| 8 | 3 | 90.12 | -1.83 |
| 8 | 4 | 90.52 | -1.43 |
| 8 | 5 | 91.53 | -0.42 |
| 8 | 6 | 93.13 | 1.18 |
| 8 | 7 | 92.33 | 0.38 |
| 8 | 8 | 90.42 | -1.53 |
| 8 | 9 | 92.23 | 0.28 |
| 8 | 10 | 94.03 | 2.08 |

**Std. Dev.** 0.80
**% CV** 0.88

**Tip # 6**
**Mean** 91.01
**Std. Dev.** 1.03
**% CV** 1.14

**Tip # 7**
**Mean** 91.08
**Std. Dev.** 0.58
**% CV** 0.64

**Tip # 8**
**Mean** 91.95
**Std. Dev.** 1.32
**% CV** 1.44

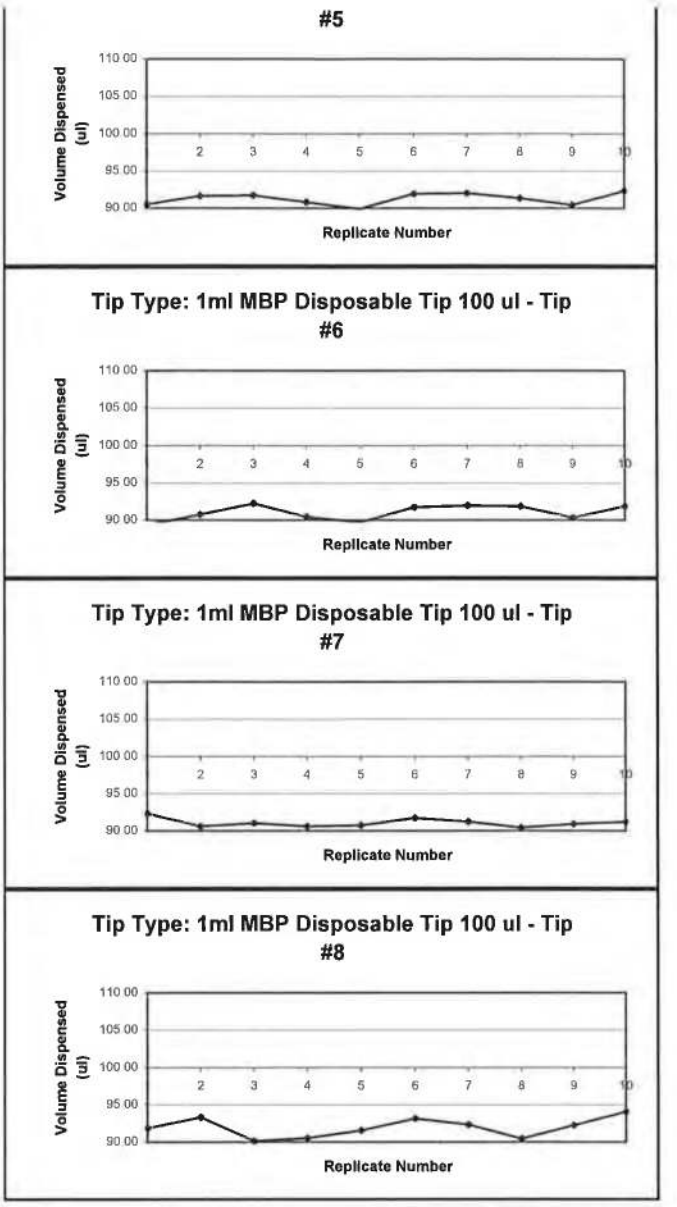


Comment: Water Waste Mode 1mL MBP Tips(23C) calibrate at 100uL 24102007

Plat form B

## Balance Test Results

Model: MPII HT EX
Serial Number: DG1005
WinPrep Version: 1.22.0252
Date: 10/24/07
Technician: GSL

Tip Type: 1ml MBP Disposable Tip
Disposable Tip Lot #: 543404
Sample Type: Nanopure Water
Sample Density (g/ml): 0.997538
System Liquid: Nanopure Water

| Across tips | |
|---|---|
| Mean | 380.50 |
| Std. Dev. | 1.19 |
| %CV | 0.31 |
| % Inaccuracy | 4.9 |

Performance File: WaterWaste 1mL DT_FW QHSS25072007.prf
Requested Volume (ul): 400
C:\Packard\MultiPROBE\bin\Balance\BAL-DG1005-400ul-400ul-Run6

| Tip # | Repl # | Dsp. Wt. | # Std from Mean |
|---|---|---|---|
| 1 | 1 | 380.64 | 0.02 |
| 1 | 2 | 380.94 | 0.32 |
| 1 | 3 | 380.24 | -0.38 |
| 1 | 4 | 378.93 | -1.69 |
| 1 | 5 | 381.04 | 0.42 |
| 1 | 6 | 378.63 | -1.99 |
| 1 | 7 | 381.94 | 1.32 |
| 1 | 8 | 381.14 | 0.52 |
| 1 | 9 | 381.34 | 0.72 |
| 1 | 10 | 381.34 | 0.72 |
| 2 | 1 | 378.13 | -1.33 |
| 2 | 2 | 380.54 | 1.08 |
| 2 | 3 | 380.64 | 1.18 |
| 2 | 4 | 378.73 | -0.73 |
| 2 | 5 | 378.43 | -1.03 |
| 2 | 6 | 380.44 | 0.98 |
| 2 | 7 | 380.54 | 1.08 |
| 2 | 8 | 380.54 | 1.08 |
| 2 | 9 | 378.23 | -1.23 |
| 2 | 10 | 378.43 | -1.03 |
| 3 | 1 | 378.13 | -1.74 |
| 3 | 2 | 378.83 | -1.04 |
| 3 | 3 | 380.84 | 0.97 |
| 3 | 4 | 380.64 | 0.77 |
| 3 | 5 | 381.14 | 1.27 |
| 3 | 6 | 378.53 | -1.34 |
| 3 | 7 | 380.44 | 0.57 |
| 3 | 8 | 378.93 | -0.94 |
| 3 | 9 | 380.64 | 0.77 |
| 3 | 10 | 380.54 | 0.67 |
| 4 | 1 | 378.93 | -1.11 |
| 4 | 2 | 381.04 | 1.00 |
| 4 | 3 | 381.14 | 1.10 |
| 4 | 4 | 380.24 | 0.20 |
| 4 | 5 | 380.14 | 0.10 |
| 4 | 6 | 380.74 | 0.70 |
| 4 | 7 | 378.83 | -1.21 |
| 4 | 8 | 380.34 | 0.30 |
| 4 | 9 | 378.03 | -2.01 |
| 4 | 10 | 380.94 | 0.90 |
| 5 | 1 | 381.14 | 0.15 |
| 5 | 2 | 381.84 | 0.85 |

**Tip # 1**

| | |
|---|---|
| Mean | 380.62 |
| Std. Dev. | 1.07 |
| % CV | 0.28 |

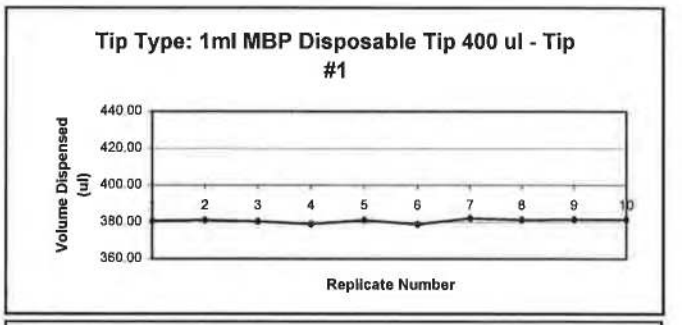


**Tip # 2**

| | |
|---|---|
| Mean | 379.47 |
| Std. Dev. | 1.14 |
| % CV | 0.30 |

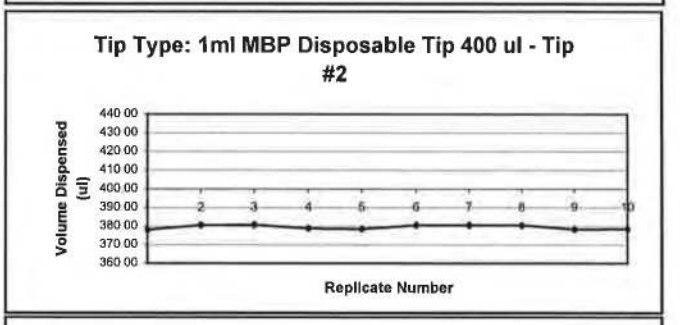


**Tip # 3**

| | |
|---|---|
| Mean | 379.87 |
| Std. Dev. | 1.12 |
| % CV | 0.29 |

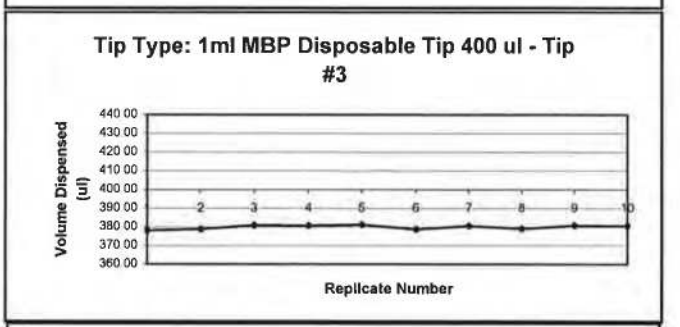


**Tip # 4**

| | |
|---|---|
| Mean | 380.04 |
| Std. Dev. | 1.07 |
| % CV | 0.28 |

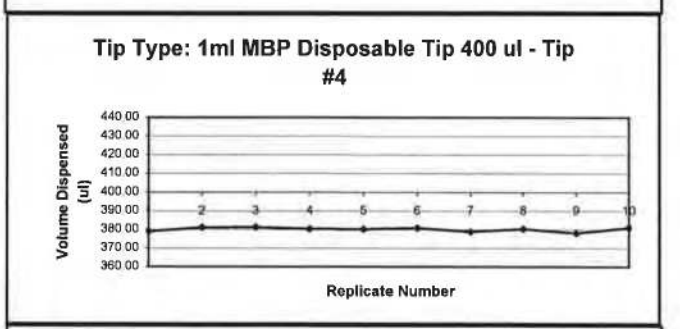


**Tip # 5**

| | |
|---|---|
| Mean | 380.99 |




plat form B

# ABI 3100 Analysis Record (CW & REF plates)

| RUN ID: | READER No: | Analysed by: | Date Analysed: |
|---|---|---|---|
| | 1 / 2 | | |

Two people perform Genotyper analysis of results and the result tables are compared prior to transfer to DNAmaster. **Note:** GeneScan analysis results are recorded on *17264*.

**Ladders Checked:** 1❑ 2❑ 3❑ **Comments:** _____
**Positive Control Profile Checked:** ❑ **Comments:** _____
**Negative Control Profile Checked:** ❑ **Comments:** _____

**Positive Control Profile (Profiler and COfiler)**

| | D3S1358 | vWA | FGA | Amel | D8S1179 | D21S11 | D18S51 | D5S818 | D13S317 | D7S820 |
|---|---|---|---|---|---|---|---|---|---|---|
| Profiler | 14,15 | 17,18 | 23,24 | X,X | 13,13 | 30,30 | 15,19 | 11,11 | 11,11 | 10,11 |

| | D3S1358 | D16S539 | Amel | THO1 | TPOX | CSF1PO | D7S820 |
|---|---|---|---|---|---|---|---|
| COfiler | 14,15 | 11,12 | X,X | 8,9.3 | 8,8 | 10,12 | 10,11 |

**Test Amps-VKI**

| | D3S1358 | vWA | FGA | Amel | D8S1179 | D21S11 | D18S51 | D5S818 | D13S317 | D7S820 |
|---|---|---|---|---|---|---|---|---|---|---|
| Profiler | 17,18 | 14,17 | 24,25 | X,X | 11,13 | 30,32.2 | 13,14 | 11,11 | 8,12 | 10,11 |

| | D3S1358 | D16S539 | Amel | THO1 | TPOX | CSF1PO | D7S820 |
|---|---|---|---|---|---|---|---|
| COfiler | 17,18 | 12,13 | X,X | 6,9.3 | 8,9 | 11,11 | 10,11 |

| Rpt | Sample ID | Locus | Folder No. | Analysis Notes |
|---|---|---|---|---|
| | | | | |

**Results Tables Compared by:** _____ **Date:** _____

Upon finalization of combined table move the applicable CW/REF folder to I:User3100\ AAAResults Finalised and into the appropriate folder. Rename the file by removing the #. Eg: CW#1630 › CW1630.

**Completed** ☐ **Initial & Date:** _____



FSS.0001.0083.5404

| | | | |
|---|---|---|---|
| 5 | 3 | 381.44 | 0.45 |
| 5 | 4 | 378.73 | -2.26 |
| 5 | 5 | 381.04 | 0.05 |
| 5 | 6 | 382.04 | 1.05 |
| 5 | 7 | 379.73 | -1.26 |
| 5 | 8 | 381.54 | 0.55 |
| 5 | 9 | 381.64 | 0.65 |
| 5 | 10 | 380.74 | -0.25 |
| 6 | 1 | 378.23 | -2.04 |
| 6 | 2 | 380.64 | 0.37 |
| 6 | 3 | 380.34 | 0.07 |
| 6 | 4 | 380.54 | 0.27 |
| 6 | 5 | 380.64 | 0.37 |
| 6 | 6 | 379.03 | -1.24 |
| 6 | 7 | 380.74 | 0.47 |
| 6 | 8 | 380.44 | 0.17 |
| 6 | 9 | 380.54 | 0.27 |
| 6 | 10 | 381.54 | 1.27 |
| 7 | 1 | 381.94 | 0.50 |
| 7 | 2 | 381.84 | 0.40 |
| 7 | 3 | 381.34 | -0.10 |
| 7 | 4 | 381.44 | 0.00 |
| 7 | 5 | 378.43 | -3.01 |
| 7 | 6 | 380.84 | -0.60 |
| 7 | 7 | 382.94 | 1.50 |
| 7 | 8 | 381.84 | 0.40 |
| 7 | 9 | 381.94 | 0.50 |
| 7 | 10 | 381.84 | 0.40 |
| 8 | 1 | 381.44 | 0.12 |
| 8 | 2 | 380.44 | -0.88 |
| 8 | 3 | 382.14 | 0.82 |
| 8 | 4 | 380.74 | -0.58 |
| 8 | 5 | 381.84 | 0.52 |
| 8 | 6 | 382.14 | 0.82 |
| 8 | 7 | 381.04 | -0.28 |
| 8 | 8 | 380.94 | -0.38 |
| 8 | 9 | 381.24 | -0.08 |
| 8 | 10 | 381.24 | -0.08 |

**Std. Dev.** **1.03**
**% CV** **0.27**

**Tip # 6**
**Mean** **380.27**
**Std. Dev.** **0.94**
**% CV** **0.25**

**Tip # 7**
**Mean** **381.44**
**Std. Dev.** **1.19**
**% CV** **0.31**

**Tip # 8**
**Mean** **381.32**
**Std. Dev.** **0.58**
**% CV** **0.15**

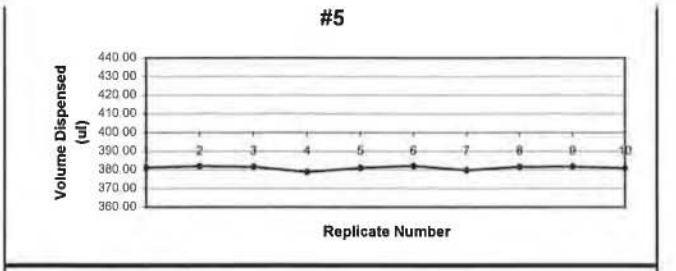


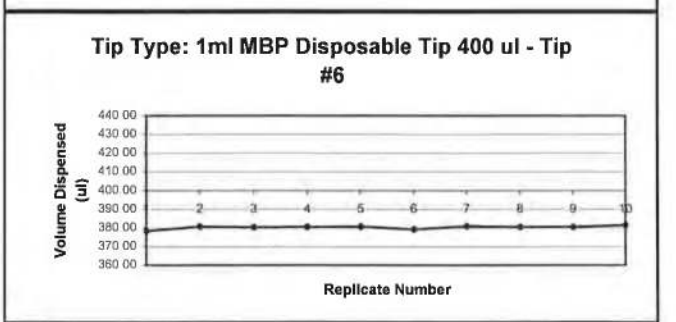


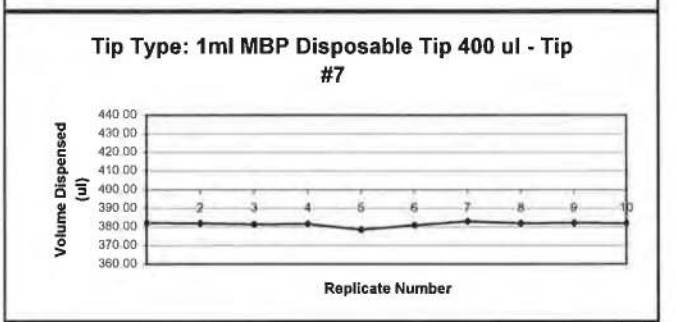


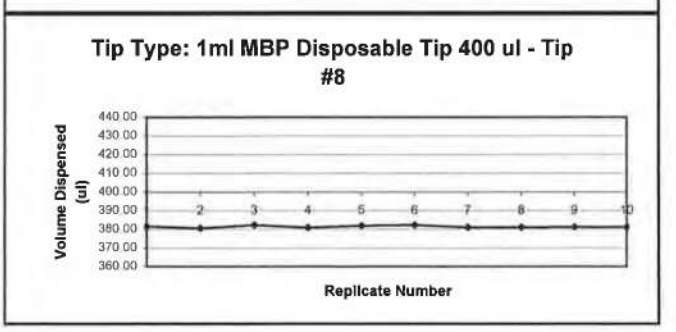


Comment: Water Waste Mode 1mL MBP Tips(23C) calibrate at 400uL 24102007

Liquid Sense Parameters

Tip Type: Fixed

23/10/2007 8:58:04 AM

Rackname Flush/Wash1

Sensing Attempts: 4

Results

| Error | Well # | Tip # | Attempts | Min Height | Max Height | Mean Height | Std Dev |
|---|---|---|---|---|---|---|---|
| | 3 | 8 | 64 | 5.621 | 6.232 | 5.970 | 0.164 |

Platform B

## Balance Test Results

Model: MPII HT EX
Serial Number: DG1005
WinPrep Version: 1.22.0252
Date: 10/24/07
Technician: GSL

Tip Type: 1ml MBP Disposable Tip
Disposable Tip Lot #: 543404
Sample Type: Nanopure Water
Sample Density (g/ml): 0.997538
System Liquid: Nanopure Water

| Across tips | |
|---|---|
| Mean | 667.24 |
| Std. Dev. | 2.15 |
| %CV | 0.32 |
| % Inaccuracy | 4.7 |

Performance File: WaterWaste 1mL DT_FW QHSS25072007.prf
Requested Volume (ul): 700
C:\Packard\MultiPROBE\bin\Balance\BAL-DG1005-700ul-700ul-Run10

| Tip # | Repl # | Dsp. Wt. | # Std from Mean |
|---|---|---|---|
| 1 | 1 | 670.35 | 0.20 |
| 1 | 2 | 670.15 | 0.00 |
| 1 | 3 | 669.75 | -0.40 |
| 1 | 4 | 671.35 | 1.20 |
| 1 | 5 | 670.25 | 0.10 |
| 1 | 6 | 669.05 | -1.10 |
| 1 | 7 | 670.25 | 0.10 |
| 1 | 8 | 670.95 | 0.80 |
| 1 | 9 | 669.75 | -0.40 |
| 1 | 10 | 669.65 | -0.50 |
| 2 | 1 | 661.83 | -1.32 |
| 2 | 2 | 661.03 | -2.12 |
| 2 | 3 | 661.53 | -1.62 |
| 2 | 4 | 665.14 | 1.99 |
| 2 | 5 | 663.83 | 0.68 |
| 2 | 6 | 665.64 | 2.49 |
| 2 | 7 | 663.93 | 0.78 |
| 2 | 8 | 663.53 | 0.38 |
| 2 | 9 | 662.53 | -0.62 |
| 2 | 10 | 662.53 | -0.62 |
| 3 | 1 | 668.65 | 0.60 |
| 3 | 2 | 668.35 | 0.30 |
| 3 | 3 | 667.04 | -1.01 |
| 3 | 4 | 668.35 | 0.30 |
| 3 | 5 | 667.74 | -0.31 |
| 3 | 6 | 668.25 | 0.20 |
| 3 | 7 | 668.65 | 0.60 |
| 3 | 8 | 667.74 | -0.31 |
| 3 | 9 | 668.65 | 0.60 |
| 3 | 10 | 667.04 | -1.01 |
| 4 | 1 | 666.74 | -0.06 |
| 4 | 2 | 667.64 | 0.84 |
| 4 | 3 | 667.54 | 0.74 |
| 4 | 4 | 665.94 | -0.86 |
| 4 | 5 | 668.04 | 1.24 |
| 4 | 6 | 667.64 | 0.84 |
| 4 | 7 | 666.04 | -0.76 |
| 4 | 8 | 666.24 | -0.56 |
| 4 | 9 | 665.74 | -1.06 |
| 4 | 10 | 666.44 | -0.36 |
| 5 | 1 | 668.35 | 0.44 |
| 5 | 2 | 667.54 | -0.37 |

**Tip # 1**

| | |
|---|---|
| Mean | 670.15 |
| Std. Dev. | 0.66 |
| % CV | 0.10 |

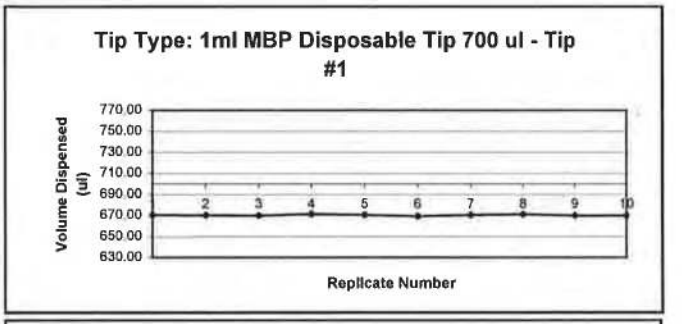


**Tip # 2**

| | |
|---|---|
| Mean | 663.15 |
| Std. Dev. | 1.53 |
| % CV | 0.23 |

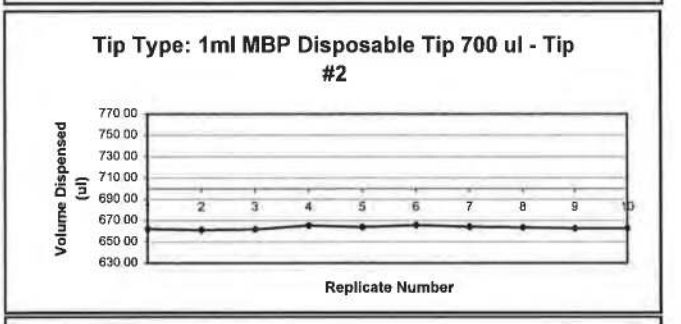


**Tip # 3**

| | |
|---|---|
| Mean | 668.05 |
| Std. Dev. | 0.63 |
| % CV | 0.09 |

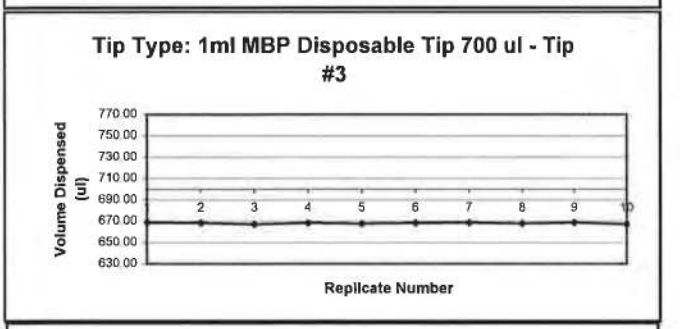


**Tip # 4**

| | |
|---|---|
| Mean | 666.80 |
| Std. Dev. | 0.84 |
| % CV | 0.13 |

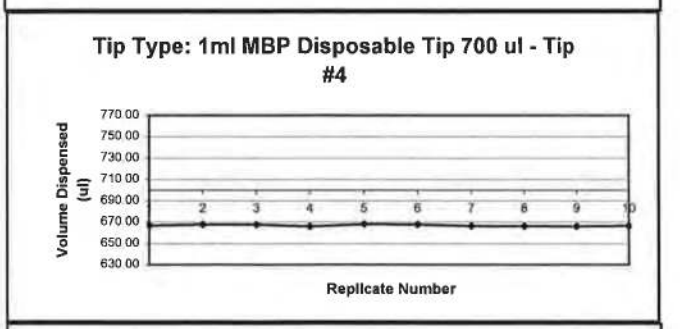


**Tip # 5**

| | |
|---|---|
| Mean | 667.91 |

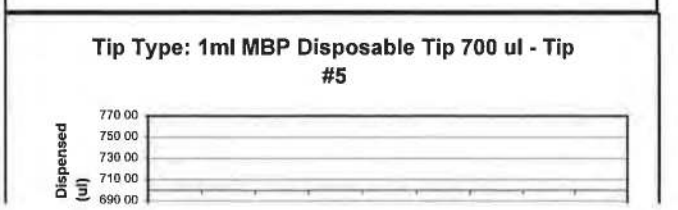

FSS.0001.0083.5408

[redacted]

# QT700205714

| Case # | Lab No | Sample Desc. | Sample Ref. | Sample Type | Quant. | D3S1358 | vWA | FGA | Amelo | D8S1179 | D21S11 | D18S51 | D5S818 | D13S317 | D7S820 | Batch Id | All Tests |
|---|---|---|---|---|---|---|---|---|---|---|---|---|---|---|---|---|---|
| [redacted] | | swab of cartridge | 296213831-001 | CELLS | Undetermined | NSD | NSD | NSD | NSD | NSD | NSD | NSD | NSD | NSD | NSD | [redacted] | GEN9CW20070903_02 |
| | | swab of projectile | 296213831-002 | CELLS | 0.00167 | NSD | NSD | NSD | NSD | NSD | NSD | NSD | NSD | NSD | NSD | | GEN9CW20070903_02 |
| | | swab of rock | 296217744-001 | BLOOD | 0.0838 | 17,17 | 16,19 | 22,22 | X,Y | 11,12 | 30,32.2 | 12,16 | 11,12 | 9,10 | 11,12 | | GEN9CW20070829_01 |
| | | swab of l/s front door | 296217744-002 | BLOOD | 0.054 | 17,17 | 16,19 | 22,24 | X,Y | 11,12,13 | 30,32.2 | 12,16,18 | 11,12 | 9,10 | 11,12 | | GEN9CW20070829_01 |
| | | T/L #1 l/s sockette stocking | 296217744-003-1 | CELLS | 0.0005 | 14,NR,NR,NR | NR,18 | NR,NR | X,NR | 12,NR | NR,NR | NR,NR | 11,12 | NR,NR | NSD | | GEN9CW20070914_03 |
| | | T/L #2 o/s stocking sockette | 296217744-003-2 | CELLS | 0.000463 | NSD | NSD | NSD | NSD | NSD | NSD | NSD | NSD | NSD | NSD | | GEN9CW20070903_02 |

Case managed by: _____ Date: _____

Reviewed By: _____ Date: _____



Printed on 24/10/2007 at 1:36:03 PM by IM

| | | | |
|---|---|---|---|
| 5 | 3 | 667.84 | -0.07 |
| 5 | 4 | 668.45 | 0.54 |
| 5 | 5 | 668.65 | 0.74 |
| 5 | 6 | 667.54 | -0.37 |
| 5 | 7 | 667.74 | -0.17 |
| 5 | 8 | 668.25 | 0.34 |
| 5 | 9 | 667.84 | -0.07 |
| 5 | 10 | 666.94 | -0.97 |
| 6 | 1 | 667.74 | 1.27 |
| 6 | 2 | 666.54 | 0.07 |
| 6 | 3 | 665.74 | -0.73 |
| 6 | 4 | 666.84 | 0.37 |
| 6 | 5 | 665.74 | -0.73 |
| 6 | 6 | 666.64 | 0.17 |
| 6 | 7 | 666.24 | -0.23 |
| 6 | 8 | 665.64 | -0.83 |
| 6 | 9 | 666.54 | 0.07 |
| 6 | 10 | 667.04 | 0.57 |
| 7 | 1 | 669.65 | 0.64 |
| 7 | 2 | 669.05 | 0.04 |
| 7 | 3 | 669.65 | 0.64 |
| 7 | 4 | 669.35 | 0.34 |
| 7 | 5 | 669.05 | 0.04 |
| 7 | 6 | 669.25 | 0.24 |
| 7 | 7 | 668.85 | -0.16 |
| 7 | 8 | 668.25 | -0.76 |
| 7 | 9 | 668.75 | -0.26 |
| 7 | 10 | 668.25 | -0.76 |
| 8 | 1 | 667.14 | 0.79 |
| 8 | 2 | 665.64 | -0.71 |
| 8 | 3 | 666.84 | 0.49 |
| 8 | 4 | 665.94 | -0.41 |
| 8 | 5 | 664.64 | -1.71 |
| 8 | 6 | 666.44 | 0.09 |
| 8 | 7 | 665.84 | -0.51 |
| 8 | 8 | 665.24 | -1.11 |
| 8 | 9 | 667.74 | 1.39 |
| 8 | 10 | 668.04 | 1.69 |

**Std. Dev.** 0.52
**% CV** 0.08

**Tip # 6**
**Mean** 666.47
**Std. Dev.** 0.66
**% CV** 0.10

**Tip # 7**
**Mean** 669.01
**Std. Dev.** 0.50
**% CV** 0.07

**Tip # 8**
**Mean** 666.35
**Std. Dev.** 1.09
**% CV** 0.16




Comment: Water Waste Mode 1mL MBP Tips(23C) calibrate at 700uL 24102007

# ABI 3100 Analysis Record (CW & REF plates)

| RUN ID: | READER No: | Analysed by: | Date Analysed: |
|---|---|---|---|
| | 1 / 2 | | |

Two people perform Genotyper analysis of results and the result tables are compared prior to transfer to DNAmaster. **Note:** GeneScan analysis results are recorded on *17264*.

**Ladders Checked:** 1☐ 2☐ 3☐ **Comments:** _____
**Positive Control Profile Checked:** ☐ **Comments:** _____
**Negative Control Profile Checked:** ☐ **Comments:** _____

**Positive Control Profile (Profiler and COfiler)**

| | D3S1358 | vWA | FGA | Amel | D8S1179 | D21S11 | D18S51 | D5S818 | D13S317 | D7S820 |
|---|---|---|---|---|---|---|---|---|---|---|
| Profiler | 14,15 | 17,18 | 23,24 | X,X | 13,13 | 30,30 | 15,19 | 11,11 | 11,11 | 10,11 |

| | D3S1358 | D16S539 | Amel | THO1 | TPOX | CSF1PO | D7S820 |
|---|---|---|---|---|---|---|---|
| COfiler | 14,15 | 11,12 | X,X | 8,9.3 | 8,8 | 10,12 | 10,11 |

**Test Amps-VKI**

| | D3S1358 | vWA | FGA | Amel | D8S1179 | D21S11 | D18S51 | D5S818 | D13S317 | D7S820 |
|---|---|---|---|---|---|---|---|---|---|---|
| Profiler | 17,18 | 14,17 | 24,25 | X,X | 11,13 | 30,32.2 | 13,14 | 11,11 | 8,12 | 10,11 |

| | D3S1358 | D16S539 | Amel | THO1 | TPOX | CSF1PO | D7S820 |
|---|---|---|---|---|---|---|---|
| COfiler | 17,18 | 12,13 | X,X | 6,9.3 | 8,9 | 11,11 | 10,11 |

| Rpt | Sample ID | Locus | Folder No. | Analysis Notes |
|---|---|---|---|---|
| | | | | |

**Results Tables Compared by:** _____ **Date:** _____

Upon finalization of combined table move the applicable CW/REF folder to I:User3100\ AAAResults Finalised and into the appropriate folder. Rename the file by removing the #. Eg: CW#1630 → CW1630.

**Completed** ☐ **Initial & Date:** _____



FSS.0001.0083.5410

Platform_B

## Balance Test Results

Model: MPII HT EX
Serial Number: DG1005
WinPrep Version: 1.22.0252
Date: 10/24/07
Technician: GSL

Tip Type: 1ml MBP Disposable Tip
Disposable Tip Lot #: 543404
Sample Type: Nanopure Water
Sample Density (g/ml): 0.997538
System Liquid: Nanopure Water

| Across tips | |
|---|---|
| Mean | 956.31 |
| Std. Dev. | 7.69 |
| %CV | 0.80 |
| % Inaccuracy | 4.4 |

Performance File: WaterWaste 1mL DT_FW QHSS25072007.prf
Requested Volume (ul): 1000
C:\Packard\MultiPROBE\bin\Balance\BAL-DG1005-1000ul-1000ul-Run19

| Tip # | Repl # | Dsp. Wt. | # Std from Mean |
|---|---|---|---|
| 1 | 1 | 959.46 | -0.42 |
| 1 | 2 | 958.63 | -1.25 |
| 1 | 3 | 958.27 | -1.61 |
| 1 | 4 | 958.32 | -1.56 |
| 1 | 5 | 958.80 | -1.08 |
| 1 | 6 | 962.15 | 2.27 |
| 1 | 7 | 959.44 | -0.44 |
| 1 | 8 | 959.88 | 0.00 |
| 1 | 9 | 960.25 | 0.37 |
| 1 | 10 | 963.59 | 3.71 |
| 2 | 1 | 935.02 | -2.02 |
| 2 | 2 | 936.50 | -0.54 |
| 2 | 3 | 936.17 | -0.87 |
| 2 | 4 | 940.08 | 3.04 |
| 2 | 5 | 933.57 | -3.47 |
| 2 | 6 | 939.85 | 2.81 |
| 2 | 7 | 938.93 | 1.89 |
| 2 | 8 | 937.18 | 0.14 |
| 2 | 9 | 938.80 | 1.76 |
| 2 | 10 | 934.29 | -2.75 |
| 3 | 1 | 961.66 | 1.34 |
| 3 | 2 | 959.24 | -1.08 |
| 3 | 3 | 960.89 | 0.57 |
| 3 | 4 | 959.24 | -1.08 |
| 3 | 5 | 959.41 | -0.91 |
| 3 | 6 | 960.80 | 0.48 |
| 3 | 7 | 962.65 | 2.33 |
| 3 | 8 | 960.38 | 0.06 |
| 3 | 9 | 959.95 | -0.37 |
| 3 | 10 | 958.98 | -1.34 |
| 4 | 1 | 957.49 | -0.12 |
| 4 | 2 | 961.36 | 3.75 |
| 4 | 3 | 955.17 | -2.44 |
| 4 | 4 | 956.65 | -0.96 |
| 4 | 5 | 955.82 | -1.79 |
| 4 | 6 | 958.53 | 0.92 |
| 4 | 7 | 957.99 | 0.38 |
| 4 | 8 | 958.02 | 0.41 |
| 4 | 9 | 957.15 | -0.46 |
| 4 | 10 | 957.96 | 0.35 |
| 5 | 1 | 959.24 | -0.87 |
| 5 | 2 | 960.29 | 0.18 |

**Tip # 1**

| | |
|---|---|
| Mean | 959.88 |
| Std. Dev. | 1.74 |
| % CV | 0.18 |

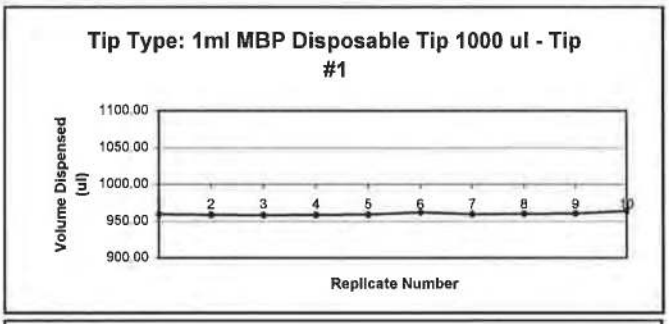


**Tip # 2**

| | |
|---|---|
| Mean | 937.04 |
| Std. Dev. | 2.32 |
| % CV | 0.25 |




**Tip # 3**

| | |
|---|---|
| Mean | 960.32 |
| Std. Dev. | 1.20 |
| % CV | 0.12 |

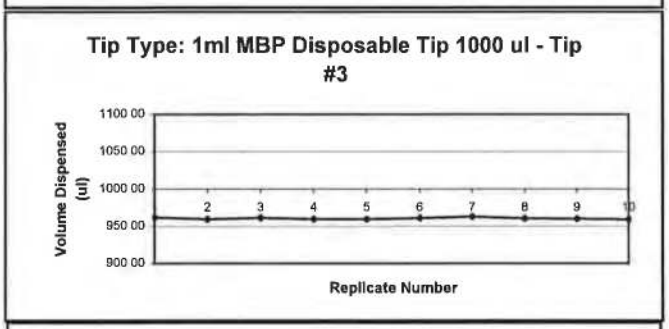


**Tip # 4**

| | |
|---|---|
| Mean | 957.61 |
| Std. Dev. | 1.69 |
| % CV | 0.18 |

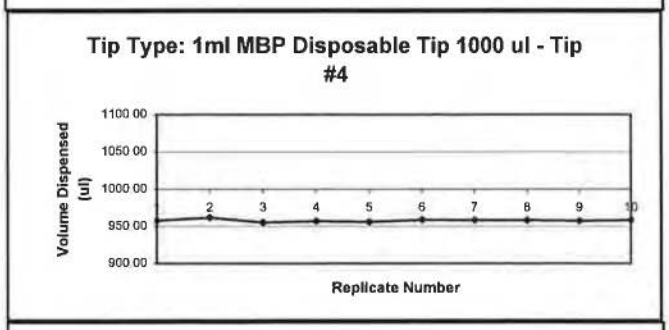


**Tip # 5**

| | |
|---|---|
| Mean | 960.11 |



| | | | | | |
|---|---|---|---|---|---|
| 5 | 3 | 959.44 | -0.67 | Std. Dev. | 0.98 |
| 5 | 4 | 961.06 | 0.95 | % CV | 0.10 |
| 5 | 5 | 961.48 | 1.37 | | |
| 5 | 6 | 960.85 | 0.74 | | |
| 5 | 7 | 960.47 | 0.36 | | |
| 5 | 8 | 959.81 | -0.30 | | |
| 5 | 9 | 960.26 | 0.15 | | |
| 5 | 10 | 958.16 | -1.95 | | |
| 6 | 1 | 956.05 | -1.06 | Tip # 6 | |
| 6 | 2 | 957.30 | 0.19 | Mean | 957.11 |
| 6 | 3 | 957.18 | 0.07 | Std. Dev. | 0.67 |
| 6 | 4 | 956.50 | -0.61 | % CV | 0.07 |
| 6 | 5 | 957.78 | 0.67 | | |
| 6 | 6 | 957.06 | -0.05 | | |
| 6 | 7 | 956.66 | -0.45 | | |
| 6 | 8 | 956.86 | -0.25 | | |
| 6 | 9 | 958.46 | 1.35 | | |
| 6 | 10 | 957.26 | 0.15 | | |
| 7 | 1 | 962.59 | 0.50 | Tip # 7 | |
| 7 | 2 | 965.40 | 3.31 | Mean | 962.09 |
| 7 | 3 | 960.26 | -1.83 | Std. Dev. | 1.61 |
| 7 | 4 | 960.17 | -1.92 | % CV | 0.17 |
| 7 | 5 | 960.49 | -1.60 | | |
| 7 | 6 | 961.47 | -0.62 | | |
| 7 | 7 | 963.37 | 1.28 | | |
| 7 | 8 | 962.87 | 0.78 | | |
| 7 | 9 | 962.07 | -0.02 | | |
| 7 | 10 | 962.17 | 0.08 | | |
| 8 | 1 | 956.40 | 0.06 | Tip # 8 | |
| 8 | 2 | 956.07 | -0.27 | Mean | 956.34 |
| 8 | 3 | 955.66 | -0.68 | Std. Dev. | 1.44 |
| 8 | 4 | 955.94 | -0.40 | % CV | 0.15 |
| 8 | 5 | 955.84 | -0.50 | | |
| 8 | 6 | 957.36 | 1.02 | | |
| 8 | 7 | 956.56 | 0.22 | | |
| 8 | 8 | 957.66 | 1.32 | | |
| 8 | 9 | 953.25 | -3.09 | | |
| 8 | 10 | 958.66 | 2.32 | | |

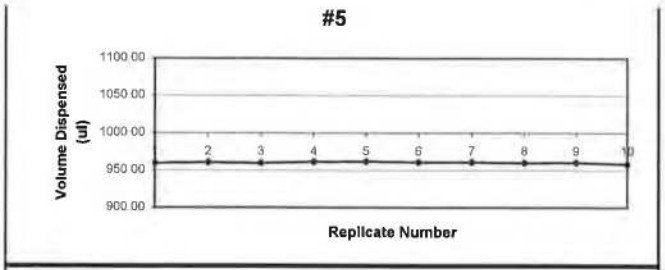


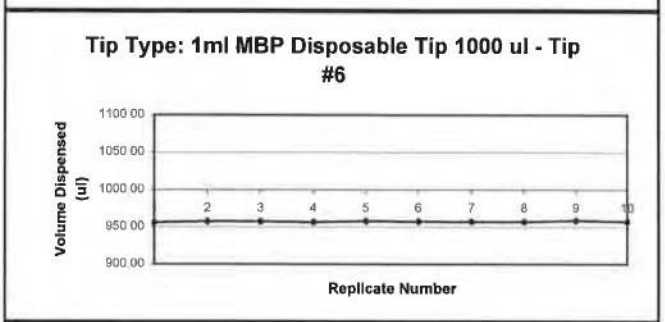


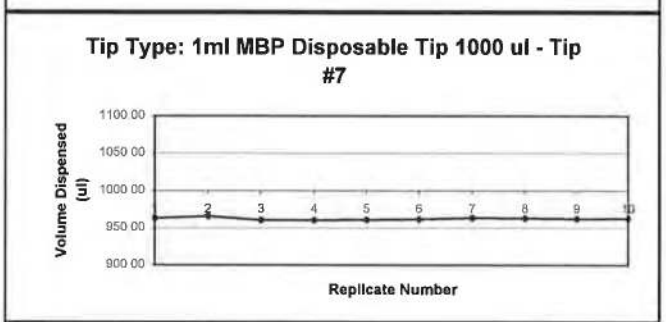


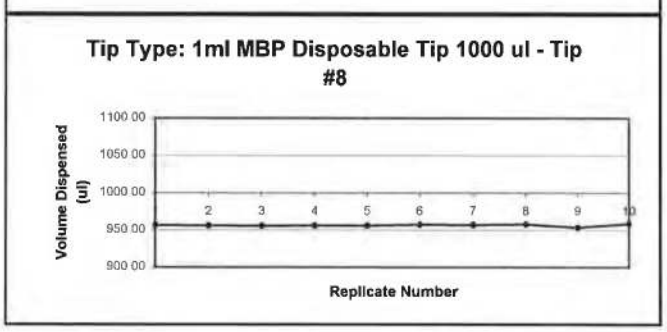


Comment: Water Waste Mode 1mL MBP Tips(23C) calibrate at 1000uL 24102007

**Gravimetric Assessment Extraction Platform_B 1mL MBP Conductive Sterile Hanging Tips - WASTE mode 24102007**

| Expected X | Observed (mean) Y |
|---|---|
| 1000 | 956.31 |
| 700 | 667.24 |
| 400 | 380.5 |
| 100 | 91.21 |

| | |
|---|---|
| Slope | 0.96068 |
| Offset | -4.559 |
| R2 | 0.999997104 |

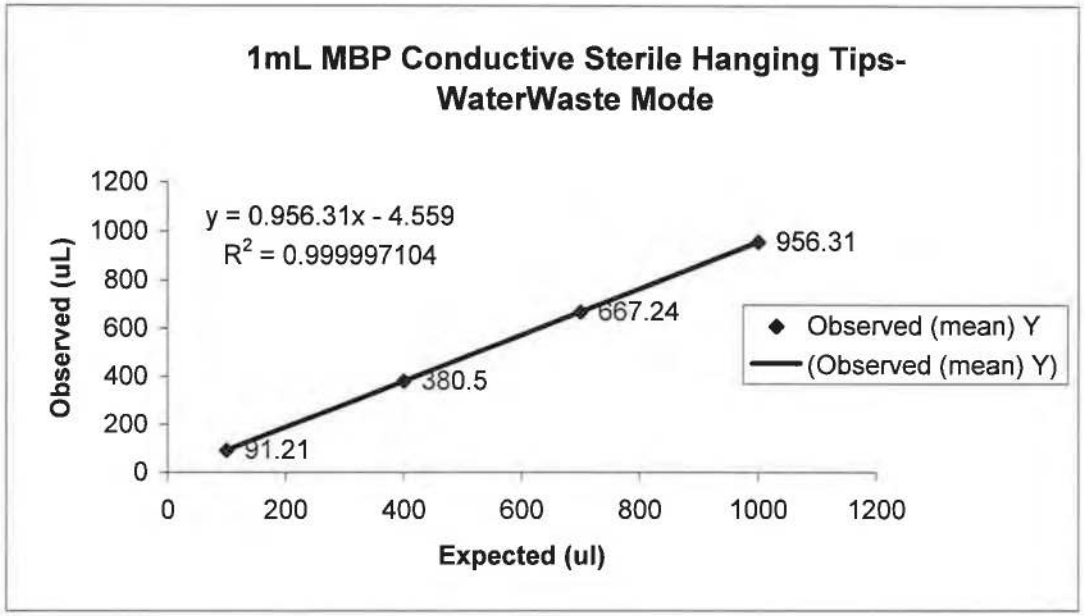

Platform B
New Slope / offset

## Balance Test Results

Model: MPII HT EX
Serial Number: DG1005
WinPrep Version: 1.22.0252
Date: 10/24/07
Technician: GSL

Tip Type: 1ml MBP Disposable Tip
Disposable Tip Lot #: 543404
Sample Type: Nanopure Water
Sample Density (g/ml): 0.997538
System Liquid: Nanopure Water

| Across tips | |
|---|---|
| Mean | 99.56 |
| Std. Dev. | 0.88 |
| %CV | 0.89 |
| % Inaccuracy | 0.4 |

Performance File: WaterWaste 1mL DT_FW QHSS24102007.prf
Requested Volume (ul): 100
C:\Packard\MultiPROBE\bin\Balance\BAL-DG1005-100ul-100ul-Run11

| Tip # | Repl # | Dsp. Wt. | # Std from Mean |
|---|---|---|---|
| 1 | 1 | 99.14 | -0.69 |
| 1 | 2 | 100.05 | 0.22 |
| 1 | 3 | 100.15 | 0.32 |
| 1 | 4 | 99.75 | -0.08 |
| 1 | 5 | 100.05 | 0.22 |
| 1 | 6 | | -99.83 |
| 1 | 7 | | -99.83 |
| 1 | 8 | | -99.83 |
| 1 | 9 | | -99.83 |
| 1 | 10 | | -99.83 |
| 2 | 1 | 98.04 | -1.28 |
| 2 | 2 | 99.24 | -0.08 |
| 2 | 3 | 98.64 | -0.68 |
| 2 | 4 | 100.35 | 1.03 |
| 2 | 5 | 100.35 | 1.03 |
| 2 | 6 | | -99.32 |
| 2 | 7 | | -99.32 |
| 2 | 8 | | -99.32 |
| 2 | 9 | | -99.32 |
| 2 | 10 | | -99.32 |
| 3 | 1 | 100.05 | 0.88 |
| 3 | 2 | 99.85 | 0.68 |
| 3 | 3 | 100.15 | 0.98 |
| 3 | 4 | 98.34 | -0.83 |
| 3 | 5 | 97.44 | -1.73 |
| 3 | 6 | | -99.17 |
| 3 | 7 | | -99.17 |
| 3 | 8 | | -99.17 |
| 3 | 9 | | -99.17 |
| 3 | 10 | | -99.17 |
| 4 | 1 | 99.34 | -0.35 |
| 4 | 2 | 100.25 | 0.56 |
| 4 | 3 | 99.34 | -0.35 |
| 4 | 4 | 99.55 | -0.14 |
| 4 | 5 | 99.95 | 0.26 |
| 4 | 6 | | -99.69 |
| 4 | 7 | | -99.69 |
| 4 | 8 | | -99.69 |
| 4 | 9 | | -99.69 |
| 4 | 10 | | -99.69 |
| 5 | 1 | 99.75 | 0.00 |
| 5 | 2 | 99.85 | 0.10 |

**Tip # 1**

| | |
|---|---|
| Mean | 99.83 |
| Std. Dev. | 0.41 |
| % CV | 0.41 |




**Tip # 2**

| | |
|---|---|
| Mean | 99.32 |
| Std. Dev. | 1.03 |
| % CV | 1.04 |

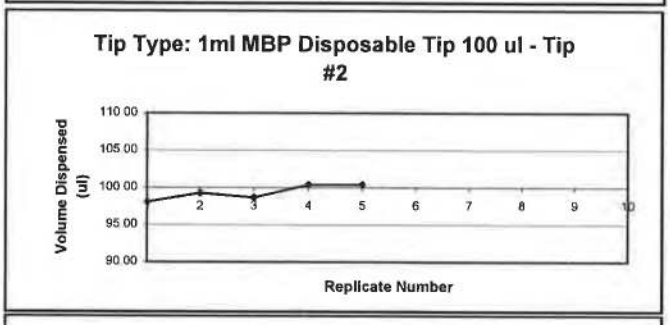


**Tip # 3**

| | |
|---|---|
| Mean | 99.17 |
| Std. Dev. | 1.21 |
| % CV | 1.22 |

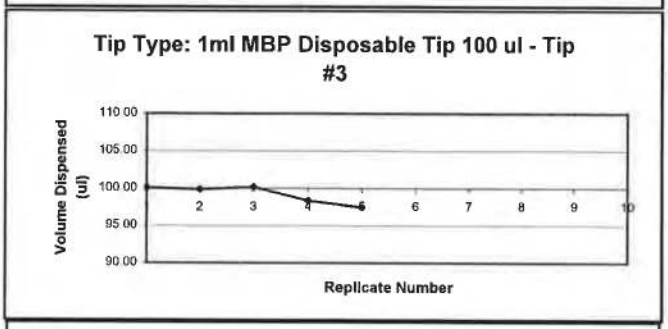


**Tip # 4**

| | |
|---|---|
| Mean | 99.69 |
| Std. Dev. | 0.40 |
| % CV | 0.40 |




**Tip # 5**

| | |
|---|---|
| Mean | 99.75 |



| | | | | | |
|---|---|---|---|---|---|
| 5 | 3 | 100.45 | 0.70 | Std. Dev. | 0.62 |
| 5 | 4 | 99.95 | 0.20 | % CV | 0.63 |
| 5 | 5 | 98.74 | -1.01 | | |
| 5 | 6 | | -99.75 | | |
| 5 | 7 | | -99.75 | | |
| 5 | 8 | | -99.75 | | |
| 5 | 9 | | -99.75 | | |
| 5 | 10 | | -99.75 | | |
| 6 | 1 | 100.35 | 0.64 | Tip # 6 | |
| 6 | 2 | 99.85 | 0.14 | Mean | 99.71 |
| 6 | 3 | 98.84 | -0.87 | Std. Dev. | 0.90 |
| 6 | 4 | 100.75 | 1.04 | % CV | 0.90 |
| 6 | 5 | 98.74 | -0.97 | | |
| 6 | 6 | | -99.71 | | |
| 6 | 7 | | -99.71 | | |
| 6 | 8 | | -99.71 | | |
| 6 | 9 | | -99.71 | | |
| 6 | 10 | | -99.71 | | |
| 7 | 1 | 98.14 | -0.50 | Tip # 7 | |
| 7 | 2 | 98.44 | -0.20 | Mean | 98.64 |
| 7 | 3 | 99.04 | 0.40 | Std. Dev. | 0.35 |
| 7 | 4 | 98.84 | 0.20 | % CV | 0.36 |
| 7 | 5 | 98.74 | 0.10 | | |
| 7 | 6 | | -98.64 | | |
| 7 | 7 | | -98.64 | | |
| 7 | 8 | | -98.64 | | |
| 7 | 9 | | -98.64 | | |
| 7 | 10 | | -98.64 | | |
| 8 | 1 | 99.75 | -0.60 | Tip # 8 | |
| 8 | 2 | 101.35 | 1.00 | Mean | 100.35 |
| 8 | 3 | 101.65 | 1.30 | Std. Dev. | 1.07 |
| 8 | 4 | 99.34 | -1.01 | % CV | 1.06 |
| 8 | 5 | 99.65 | -0.70 | | |
| 8 | 6 | | -100.35 | | |
| 8 | 7 | | -100.35 | | |
| 8 | 8 | | -100.35 | | |
| 8 | 9 | | -100.35 | | |
| 8 | 10 | | -100.35 | | |

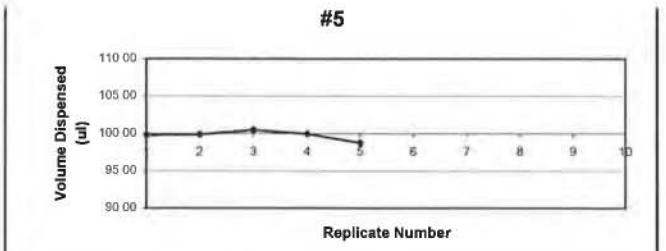


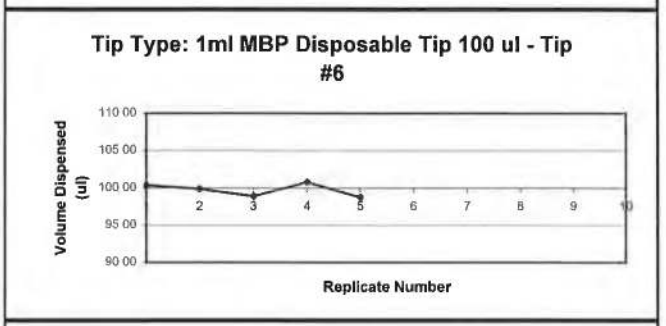


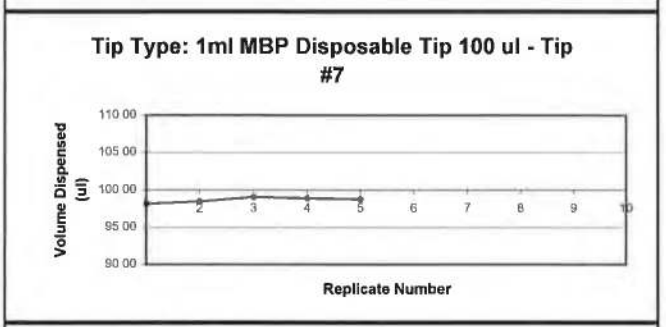


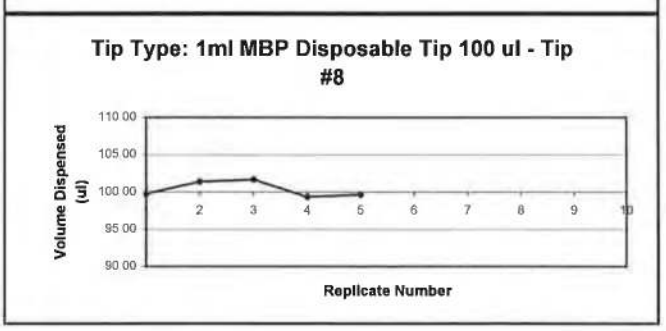


Comment: Water Waste Mode 1mL MBP Tips(23C) Newslope&Offset at 100uL 24102007

Platform B
New Slope + offset

## Balance Test Results

Model: MPII HT EX
Serial Number: DG1005
WinPrep Version: 1.22.0252
Date: 10/24/07
Technician: GSL

Tip Type: 1ml MBP Disposable Tip
Disposable Tip Lot #: 543404
Sample Type: Nanopure Water
Sample Density (g/ml): 0.997538
System Liquid: Nanopure Water

| Across tips | |
|---|---|
| Mean | 1002.39 |
| Std. Dev. | 7.84 |
| %CV | 0.78 |
| % Inaccuracy | 0.2 |

Performance File: WaterWaste 1mL DT_FW QHSS24102007.prf
Requested Volume (ul): 1000
C:\Packard\MultiPROBE\bin\Balance\BAL-DG1005-1000ul-1000ul-Run21

| Tip # | Repl # | Dsp. Wt. | # Std from Mean |
|---|---|---|---|
| 1 | 1 | 1007.68 | -0.68 |
| 1 | 2 | 1007.38 | -0.98 |
| 1 | 3 | 1006.68 | -1.68 |
| 1 | 4 | 1009.59 | 1.23 |
| 1 | 5 | 1010.49 | 2.13 |
| 1 | 6 | | -1008.36 |
| 1 | 7 | | -1008.36 |
| 1 | 8 | | -1008.36 |
| 1 | 9 | | -1008.36 |
| 1 | 10 | | -1008.36 |
| 2 | 1 | 983.12 | -0.26 |
| 2 | 2 | 983.32 | -0.06 |
| 2 | 3 | 980.71 | -2.67 |
| 2 | 4 | 983.62 | 0.24 |
| 2 | 5 | 986.13 | 2.75 |
| 2 | 6 | | -983.38 |
| 2 | 7 | | -983.38 |
| 2 | 8 | | -983.38 |
| 2 | 9 | | -983.38 |
| 2 | 10 | | -983.38 |
| 3 | 1 | 1007.58 | 1.28 |
| 3 | 2 | 1006.08 | -0.22 |
| 3 | 3 | 1005.17 | -1.13 |
| 3 | 4 | 1007.38 | 1.08 |
| 3 | 5 | 1005.27 | -1.03 |
| 3 | 6 | | -1006.30 |
| 3 | 7 | | -1006.30 |
| 3 | 8 | | -1006.30 |
| 3 | 9 | | -1006.30 |
| 3 | 10 | | -1006.30 |
| 4 | 1 | 1000.86 | -3.17 |
| 4 | 2 | 1003.17 | -0.86 |
| 4 | 3 | 1005.07 | 1.04 |
| 4 | 4 | 1006.38 | 2.35 |
| 4 | 5 | 1004.67 | 0.64 |
| 4 | 6 | | -1004.03 |
| 4 | 7 | | -1004.03 |
| 4 | 8 | | -1004.03 |
| 4 | 9 | | -1004.03 |
| 4 | 10 | | -1004.03 |
| 5 | 1 | 1005.48 | -1.26 |
| 5 | 2 | 1005.78 | -0.96 |

**Tip # 1**

| | |
|---|---|
| Mean | 1008.36 |
| Std. Dev. | 1.60 |
| % CV | 0.16 |




**Tip # 2**

| | |
|---|---|
| Mean | 983.38 |
| Std. Dev. | 1.92 |
| % CV | 0.20 |

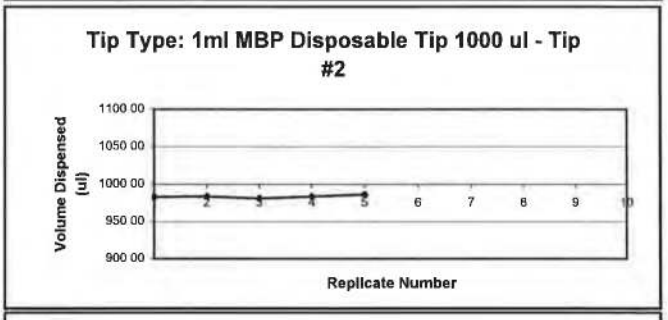


**Tip # 3**

| | |
|---|---|
| Mean | 1006.30 |
| Std. Dev. | 1.14 |
| % CV | 0.11 |

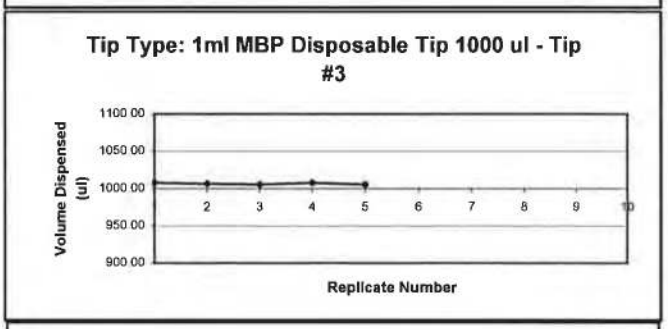


**Tip # 4**

| | |
|---|---|
| Mean | 1004.03 |
| Std. Dev. | 2.11 |
| % CV | 0.21 |

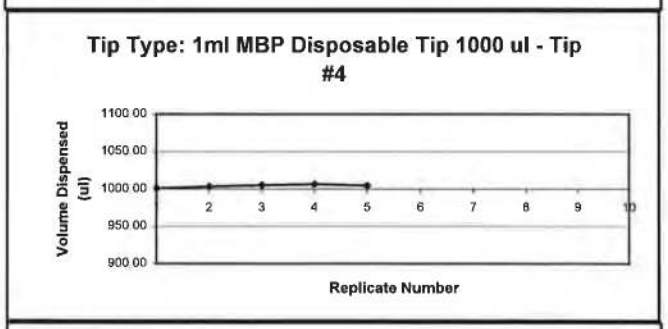


**Tip # 5**

| | |
|---|---|
| Mean | 1006.74 |



| | | | | | |
|---|---|---|---|---|---|
| 5 | 3 | 1006.48 | -0.26 | Std. Dev. | 1.26 |
| 5 | 4 | 1008.58 | 1.84 | % CV | 0.13 |
| 5 | 5 | 1007.38 | 0.64 | | |
| 5 | 6 | | -1006.74 | | |
| 5 | 7 | | -1006.74 | | |
| 5 | 8 | | -1006.74 | | |
| 5 | 9 | | -1006.74 | | |
| 5 | 10 | | -1006.74 | | |
| 6 | 1 | 1001.37 | -0.80 | Tip # 6 | |
| 6 | 2 | 1002.17 | 0.00 | Mean | 1002.17 |
| 6 | 3 | 1002.27 | 0.10 | Std. Dev. | 0.76 |
| 6 | 4 | 1001.67 | -0.50 | % CV | 0.08 |
| 6 | 5 | 1003.37 | 1.20 | | |
| 6 | 6 | | -1002.17 | | |
| 6 | 7 | | -1002.17 | | |
| 6 | 8 | | -1002.17 | | |
| 6 | 9 | | -1002.17 | | |
| 6 | 10 | | -1002.17 | | |
| 7 | 1 | 1006.88 | -0.92 | Tip # 7 | |
| 7 | 2 | 1007.38 | -0.42 | Mean | 1007.80 |
| 7 | 3 | 1008.88 | 1.08 | Std. Dev. | 0.84 |
| 7 | 4 | 1008.48 | 0.68 | % CV | 0.08 |
| 7 | 5 | 1007.38 | -0.42 | | |
| 7 | 6 | | -1007.80 | | |
| 7 | 7 | | -1007.80 | | |
| 7 | 8 | | -1007.80 | | |
| 7 | 9 | | -1007.80 | | |
| 7 | 10 | | -1007.80 | | |
| 8 | 1 | 1001.27 | 0.95 | Tip # 8 | |
| 8 | 2 | 1000.86 | 0.54 | Mean | 1000.32 |
| 8 | 3 | 1000.46 | 0.14 | Std. Dev. | 0.80 |
| 8 | 4 | 999.36 | -0.96 | % CV | 0.08 |
| 8 | 5 | 999.66 | -0.66 | | |
| 8 | 6 | | -1000.32 | | |
| 8 | 7 | | -1000.32 | | |
| 8 | 8 | | -1000.32 | | |
| 8 | 9 | | -1000.32 | | |
| 8 | 10 | | -1000.32 | | |




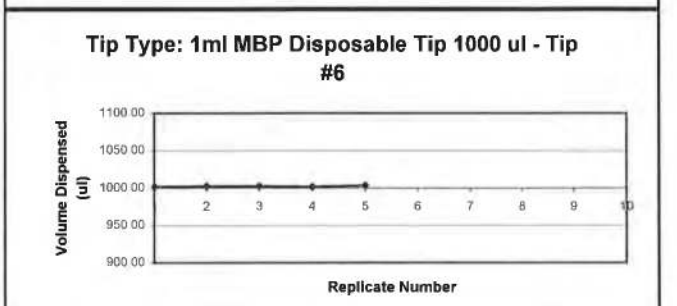





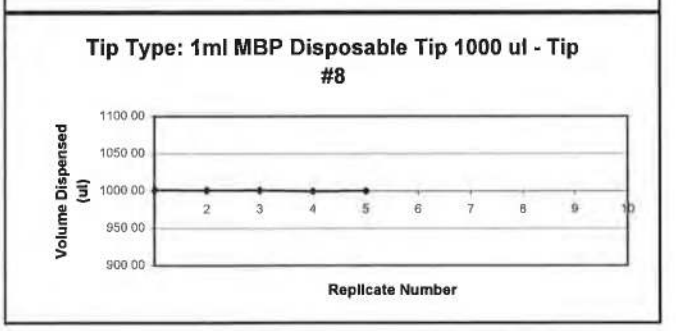


Comment: Water Waste Mode 1mL MBP Tips(23C) Newslope&Offset at 1000uL 24102007

Platform - B

## Balance Test Results

Model: MPII HT EX
Serial Number: DG1005
WinPrep Version: 1.22.0252
Date: 10/23/07
Technician: GSL

Tip Type: 1ml MBP Disposable Tip
Disposable Tip Lot #: 543404
Sample Type: Nanopure Water
Sample Density (g/ml): 0.997538
System Liquid: Nanopure Water

| Across tips | |
|---|---|
| Mean | 91.98 |
| Std. Dev. | 1.20 |
| %CV | 1.30 |
| % Inaccuracy | 8.0 |

Performance File: WaterBlowout 1mL DT_FW QHSS14092007.prf
Requested Volume (ul): 100
C:\Packard\MultiPROBE\bin\Balance\BAL-DG1005-100ul-100ul-Run9

| Tip # | Repl # | Dsp. Wt. | # Std from Mean |
|---|---|---|---|
| 1 | 1 | 92.33 | -0.13 |
| 1 | 2 | 92.23 | -0.23 |
| 1 | 3 | 92.73 | 0.27 |
| 1 | 4 | 92.23 | -0.23 |
| 1 | 5 | 92.73 | 0.27 |
| 1 | 6 | 92.53 | 0.07 |
| 1 | 7 | 92.43 | -0.03 |
| 1 | 8 | 92.13 | -0.33 |
| 1 | 9 | 93.03 | 0.57 |
| 1 | 10 | 92.23 | -0.23 |
| 2 | 1 | 92.43 | 0.97 |
| 2 | 2 | 91.43 | -0.03 |
| 2 | 3 | 92.33 | 0.87 |
| 2 | 4 | 91.22 | -0.24 |
| 2 | 5 | 89.62 | -1.84 |
| 2 | 6 | 91.63 | 0.17 |
| 2 | 7 | 92.53 | 1.07 |
| 2 | 8 | 90.12 | -1.34 |
| 2 | 9 | 92.23 | 0.77 |
| 2 | 10 | 91.02 | -0.44 |
| 3 | 1 | 92.43 | 0.17 |
| 3 | 2 | 92.63 | 0.37 |
| 3 | 3 | 92.43 | 0.17 |
| 3 | 4 | 92.33 | 0.07 |
| 3 | 5 | 92.03 | -0.23 |
| 3 | 6 | 92.03 | -0.23 |
| 3 | 7 | 92.63 | 0.37 |
| 3 | 8 | 92.23 | -0.03 |
| 3 | 9 | 92.13 | -0.13 |
| 3 | 10 | 91.73 | -0.53 |
| 4 | 1 | 92.53 | 0.25 |
| 4 | 2 | 92.43 | 0.15 |
| 4 | 3 | 92.33 | 0.05 |
| 4 | 4 | 92.03 | -0.25 |
| 4 | 5 | 92.23 | -0.05 |
| 4 | 6 | 92.93 | 0.65 |
| 4 | 7 | 92.03 | -0.25 |
| 4 | 8 | 92.23 | -0.05 |
| 4 | 9 | 92.03 | -0.25 |
| 4 | 10 | 92.03 | -0.25 |
| 5 | 1 | 93.13 | 0.86 |
| 5 | 2 | 92.43 | 0.16 |

**Tip # 1**

| | |
|---|---|
| Mean | 92.46 |
| Std. Dev. | 0.29 |
| % CV | 0.31 |




**Tip # 2**

| | |
|---|---|
| Mean | 91.46 |
| Std. Dev. | 0.99 |
| % CV | 1.09 |

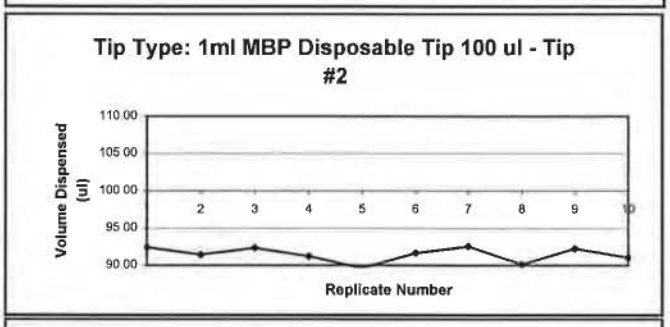


**Tip # 3**

| | |
|---|---|
| Mean | 92.26 |
| Std. Dev. | 0.29 |
| % CV | 0.31 |

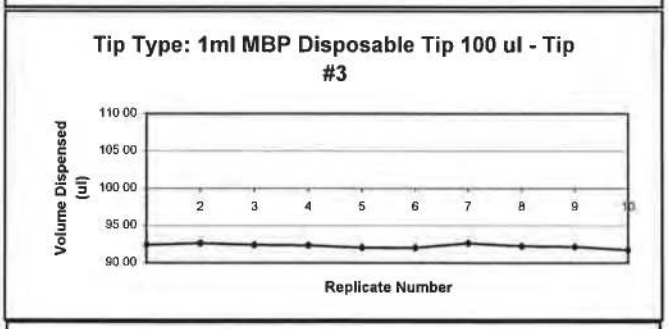


**Tip # 4**

| | |
|---|---|
| Mean | 92.28 |
| Std. Dev. | 0.29 |
| % CV | 0.32 |

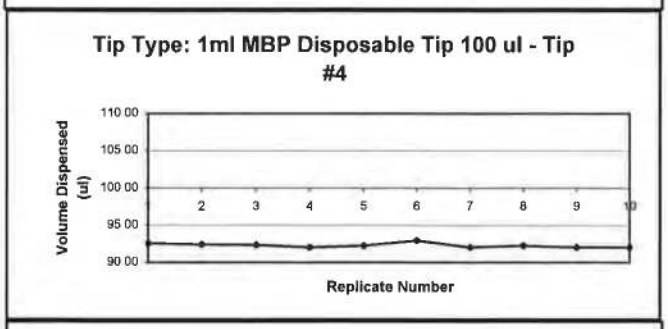


**Tip # 5**

| | |
|---|---|
| Mean | 92.27 |



| | | | | | |
|---|---|---|---|---|---|
| 5 | 3 | 92.23 | -0.04 | Std. Dev. | 0.41 |
| 5 | 4 | 92.43 | 0.16 | % CV | 0.45 |
| 5 | 5 | 92.13 | -0.14 | | |
| 5 | 6 | 91.93 | -0.34 | | |
| 5 | 7 | 92.33 | 0.06 | | |
| 5 | 8 | 91.93 | -0.34 | | |
| 5 | 9 | 92.53 | 0.26 | | |
| 5 | 10 | 91.63 | -0.64 | | |
| 6 | 1 | 92.23 | 0.06 | Tip # 6 | |
| 6 | 2 | 92.83 | 0.66 | Mean | 92.17 |
| 6 | 3 | 92.13 | -0.04 | Std. Dev. | 0.36 |
| 6 | 4 | 92.43 | 0.26 | % CV | 0.39 |
| 6 | 5 | 92.33 | 0.16 | | |
| 6 | 6 | 91.93 | -0.24 | | |
| 6 | 7 | 92.33 | 0.16 | | |
| 6 | 8 | 92.13 | -0.04 | | |
| 6 | 9 | 91.53 | -0.64 | | |
| 6 | 10 | 91.83 | -0.34 | | |
| 7 | 1 | 92.43 | 1.46 | Tip # 7 | |
| 7 | 2 | 92.93 | 1.96 | Mean | 90.98 |
| 7 | 3 | 92.23 | 1.26 | Std. Dev. | 3.00 |
| 7 | 4 | 83.00 | -7.98 | % CV | 3.30 |
| 7 | 5 | 91.93 | 0.95 | | |
| 7 | 6 | 91.53 | 0.55 | | |
| 7 | 7 | 93.03 | 2.05 | | |
| 7 | 8 | 91.32 | 0.34 | | |
| 7 | 9 | 92.13 | 1.15 | | |
| 7 | 10 | 89.22 | -1.76 | | |
| 8 | 1 | 92.03 | 0.03 | Tip # 8 | |
| 8 | 2 | 92.33 | 0.33 | Mean | 92.00 |
| 8 | 3 | 92.03 | 0.03 | Std. Dev. | 0.27 |
| 8 | 4 | 92.43 | 0.43 | % CV | 0.29 |
| 8 | 5 | 92.03 | 0.03 | | |
| 8 | 6 | 91.83 | -0.17 | | |
| 8 | 7 | 91.93 | -0.07 | | |
| 8 | 8 | 91.73 | -0.27 | | |
| 8 | 9 | 91.53 | -0.47 | | |
| 8 | 10 | 92.13 | 0.13 | | |

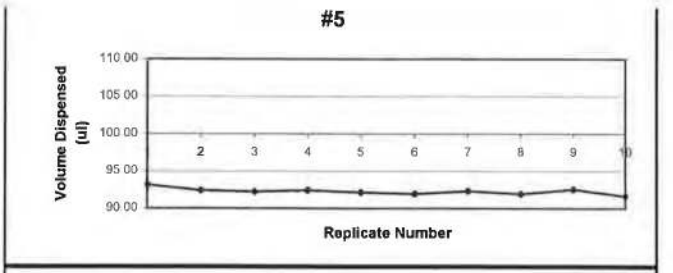


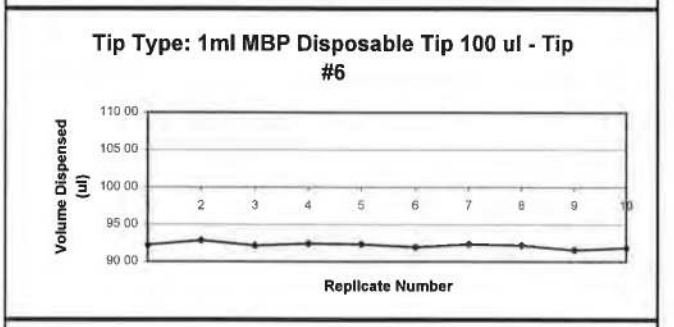


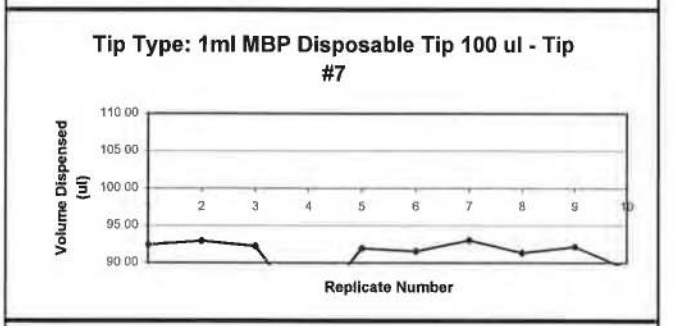


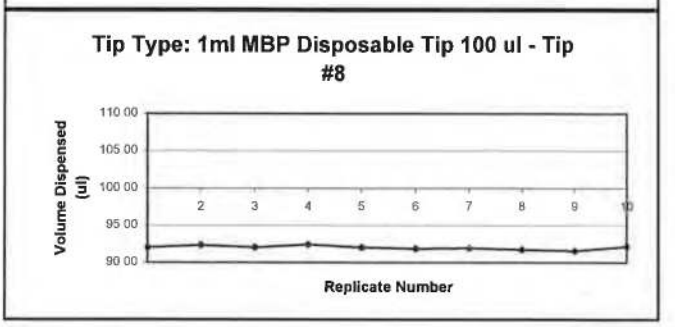


Comment: Water BlowoutMode 1mL MBP Tips(23C) calibrate at 100uL 23102007

Platform B

## Balance Test Results

Model: MPII HT EX
Serial Number: DG1005
WinPrep Version: 1.22.0252
Date: 10/23/07
Technician: GSL

Tip Type: 1ml MBP Disposable Tip
Disposable Tip Lot #: 543404
Sample Type: Nanopure Water
Sample Density (g/ml): 0.997538
System Liquid: Nanopure Water

| Across tips | |
|---|---|
| Mean | 381.85 |
| Std. Dev. | 1.17 |
| %CV | 0.31 |
| % Inaccuracy | 4.5 |

Performance File: WaterBlowout 1mL DT_FW QHSS14092007.prf
Requested Volume (ul): 400
C:\Packard\MultiPROBE\bin\Balance\BAL-DG1005-400ul-400ul-Run5

| Tip # | Repl # | Dsp. Wt. | # Std from Mean |
|---|---|---|---|
| 1 | 1 | 380.44 | -0.91 |
| 1 | 2 | 382.24 | 0.89 |
| 1 | 3 | 380.54 | -0.81 |
| 1 | 4 | 382.34 | 0.99 |
| 1 | 5 | 380.54 | -0.81 |
| 1 | 6 | 383.74 | 2.39 |
| 1 | 7 | 380.94 | -0.41 |
| 1 | 8 | 380.94 | -0.41 |
| 1 | 9 | 380.94 | -0.41 |
| 1 | 10 | 380.84 | -0.51 |
| 2 | 1 | 381.44 | 0.20 |
| 2 | 2 | 381.44 | 0.20 |
| 2 | 3 | 379.94 | -1.30 |
| 2 | 4 | 379.84 | -1.40 |
| 2 | 5 | 381.24 | 0.00 |
| 2 | 6 | 382.04 | 0.80 |
| 2 | 7 | 381.64 | 0.40 |
| 2 | 8 | 381.14 | -0.10 |
| 2 | 9 | 382.04 | 0.80 |
| 2 | 10 | 381.64 | 0.40 |
| 3 | 1 | 383.24 | 1.13 |
| 3 | 2 | 382.54 | 0.43 |
| 3 | 3 | 382.44 | 0.33 |
| 3 | 4 | 380.54 | -1.57 |
| 3 | 5 | 382.14 | 0.03 |
| 3 | 6 | 383.24 | 1.13 |
| 3 | 7 | 380.84 | -1.27 |
| 3 | 8 | 382.94 | 0.83 |
| 3 | 9 | 382.54 | 0.43 |
| 3 | 10 | 380.64 | -1.47 |
| 4 | 1 | 382.94 | 1.04 |
| 4 | 2 | 381.94 | 0.04 |
| 4 | 3 | 382.34 | 0.44 |
| 4 | 4 | 380.14 | -1.76 |
| 4 | 5 | 379.73 | -2.17 |
| 4 | 6 | 381.34 | -0.56 |
| 4 | 7 | 382.64 | 0.74 |
| 4 | 8 | 382.64 | 0.74 |
| 4 | 9 | 382.74 | 0.84 |
| 4 | 10 | 382.54 | 0.64 |
| 5 | 1 | 383.04 | 0.55 |
| 5 | 2 | 380.94 | -1.55 |

**Tip # 1**

| | |
|---|---|
| Mean | 381.35 |
| Std. Dev. | 1.07 |
| % CV | 0.28 |




**Tip # 2**

| | |
|---|---|
| Mean | 381.24 |
| Std. Dev. | 0.77 |
| % CV | 0.20 |




**Tip # 3**

| | |
|---|---|
| Mean | 382.11 |
| Std. Dev. | 1.05 |
| % CV | 0.28 |

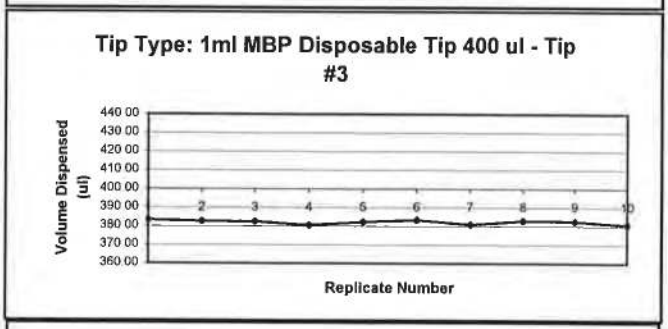


**Tip # 4**

| | |
|---|---|
| Mean | 381.90 |
| Std. Dev. | 1.14 |
| % CV | 0.30 |

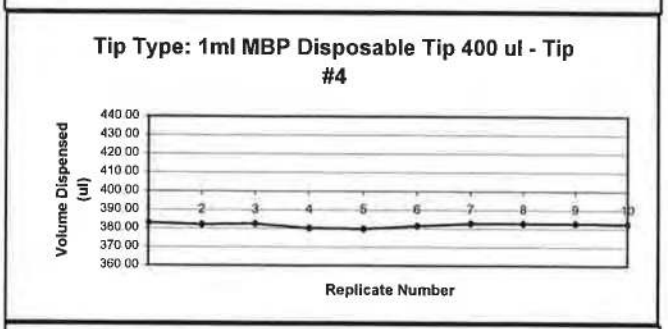


**Tip # 5**

| | |
|---|---|
| Mean | 382.49 |



| | | | | | |
|---|---|---|---|---|---|
| 5 | 3 | 380.74 | -1.75 | Std. Dev. | 1.08 |
| 5 | 4 | 382.64 | 0.15 | % CV | 0.28 |
| 5 | 5 | 382.94 | 0.45 | | |
| 5 | 6 | 383.54 | 1.05 | | |
| 5 | 7 | 383.34 | 0.85 | | |
| 5 | 8 | 381.24 | -1.25 | | |
| 5 | 9 | 383.44 | 0.95 | | |
| 5 | 10 | 383.04 | 0.55 | | |
| 6 | 1 | 382.84 | 1.67 | Tip # 6 | |
| 6 | 2 | 382.14 | 0.97 | Mean | 381.17 |
| 6 | 3 | 380.04 | -1.13 | Std. Dev. | 1.15 |
| 6 | 4 | 381.84 | 0.67 | % CV | 0.30 |
| 6 | 5 | 381.84 | 0.67 | | |
| 6 | 6 | 380.44 | -0.73 | | |
| 6 | 7 | 380.04 | -1.13 | | |
| 6 | 8 | 380.04 | -1.13 | | |
| 6 | 9 | 382.44 | 1.27 | | |
| 6 | 10 | 380.04 | -1.13 | | |
| 7 | 1 | 384.35 | 1.62 | Tip # 7 | |
| 7 | 2 | 383.85 | 1.12 | Mean | 382.73 |
| 7 | 3 | 383.04 | 0.31 | Std. Dev. | 1.05 |
| 7 | 4 | 382.84 | 0.11 | % CV | 0.27 |
| 7 | 5 | 382.74 | 0.01 | | |
| 7 | 6 | 383.14 | 0.41 | | |
| 7 | 7 | 381.84 | -0.89 | | |
| 7 | 8 | 381.24 | -1.49 | | |
| 7 | 9 | 383.14 | 0.41 | | |
| 7 | 10 | 381.14 | -1.59 | | |
| 8 | 1 | 380.84 | -0.97 | Tip # 8 | |
| 8 | 2 | 381.84 | 0.03 | Mean | 381.81 |
| 8 | 3 | 382.64 | 0.83 | Std. Dev. | 1.30 |
| 8 | 4 | 383.85 | 2.04 | % CV | 0.34 |
| 8 | 5 | 379.94 | -1.87 | | |
| 8 | 6 | 382.94 | 1.13 | | |
| 8 | 7 | 382.44 | 0.63 | | |
| 8 | 8 | 379.84 | -1.97 | | |
| 8 | 9 | 382.24 | 0.43 | | |
| 8 | 10 | 381.54 | -0.27 | | |

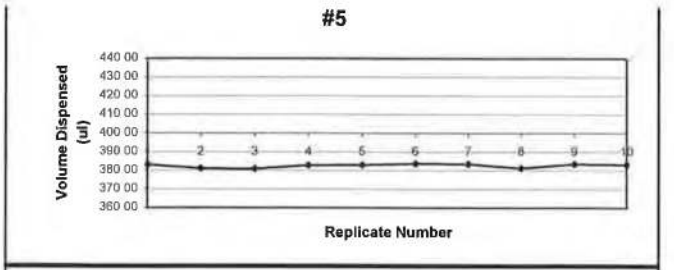


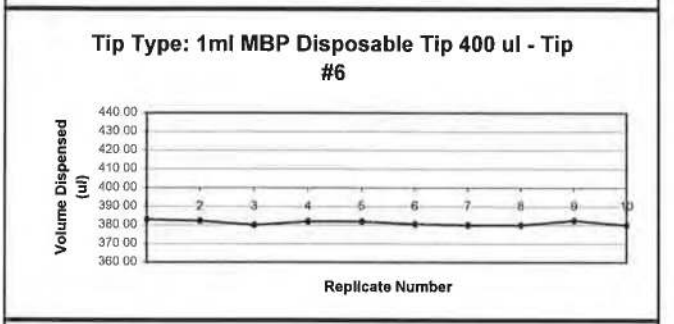


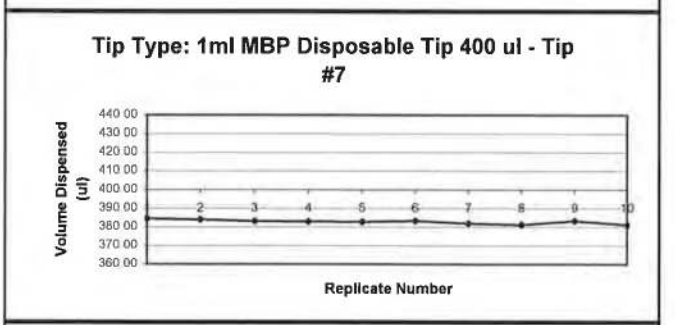


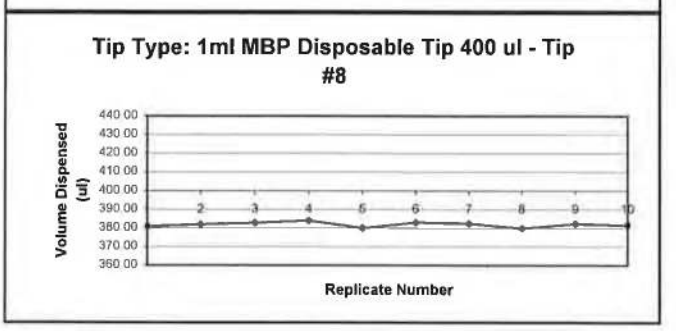


Comment: Water BlowoutMode 1mL MBP Tips(23C) calibrate at 400uL 23102007

Platform B

## Balance Test Results

Model: MPII HT EX
Serial Number: DG1005
WinPrep Version: 1.22.0252
Date: 10/23/07
Technician: GSL
Performance File: WaterBlowout 175ul DT_FW QHSS14092007.prf
Requested Volume (ul): 700

1mL GSL 23/10/07

Tip Type: 1ml MBP Disposable Tip
Disposable Tip Lot #: 543404
Sample Type: Nanopure Water
Sample Density (g/ml): 0.997538
System Liquid: Nanopure Water
C:\Packard\MultiPROBE\bin\Balance\BAL-DG1005-700ul-700ul-Run9

| Across tips | |
|---|---|
| Mean | 669.07 |
| Std. Dev. | 1.46 |
| %CV | 0.22 |
| % Inaccuracy | 4.4 |

| Tip # | Repl # | Dsp. Wt. | # Std from Mean |
|---|---|---|---|
| 1 | 1 | 670.65 | -0.08 |
| 1 | 2 | 670.75 | 0.02 |
| 1 | 3 | 670.95 | 0.22 |
| 1 | 4 | 670.65 | -0.08 |
| 1 | 5 | 670.15 | -0.58 |
| 1 | 6 | 670.35 | -0.38 |
| 1 | 7 | 670.45 | -0.28 |
| 1 | 8 | 671.15 | 0.42 |
| 1 | 9 | 672.15 | 1.42 |
| 1 | 10 | 670.05 | -0.68 |
| 2 | 1 | 667.34 | 0.29 |
| 2 | 2 | 666.74 | -0.31 |
| 2 | 3 | 666.54 | -0.51 |
| 2 | 4 | 667.44 | 0.39 |
| 2 | 5 | 666.74 | -0.31 |
| 2 | 6 | 667.34 | 0.29 |
| 2 | 7 | 666.94 | -0.11 |
| 2 | 8 | 667.74 | 0.69 |
| 2 | 9 | 667.24 | 0.19 |
| 2 | 10 | 666.44 | -0.61 |
| 3 | 1 | 669.35 | -0.16 |
| 3 | 2 | 669.55 | 0.04 |
| 3 | 3 | 669.25 | -0.26 |
| 3 | 4 | 668.35 | -1.16 |
| 3 | 5 | 669.45 | -0.06 |
| 3 | 6 | 670.45 | 0.94 |
| 3 | 7 | 669.75 | 0.24 |
| 3 | 8 | 669.65 | 0.14 |
| 3 | 9 | 669.55 | 0.04 |
| 3 | 10 | 669.75 | 0.24 |
| 4 | 1 | 668.45 | -0.42 |
| 4 | 2 | 669.95 | 1.08 |
| 4 | 3 | 669.65 | 0.78 |
| 4 | 4 | 668.75 | -0.12 |
| 4 | 5 | 669.15 | 0.28 |
| 4 | 6 | 669.45 | 0.58 |
| 4 | 7 | 668.14 | -0.73 |
| 4 | 8 | 668.35 | -0.52 |
| 4 | 9 | 668.65 | -0.22 |
| 4 | 10 | 668.14 | -0.73 |
| 5 | 1 | 670.05 | 0.47 |
| 5 | 2 | 669.85 | 0.27 |

**Tip # 1**

| | |
|---|---|
| Mean | 670.73 |
| Std. Dev. | 0.60 |
| % CV | 0.09 |

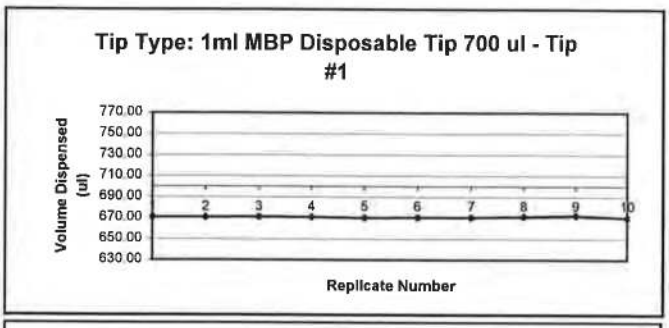


**Tip # 2**

| | |
|---|---|
| Mean | 667.05 |
| Std. Dev. | 0.43 |
| % CV | 0.06 |

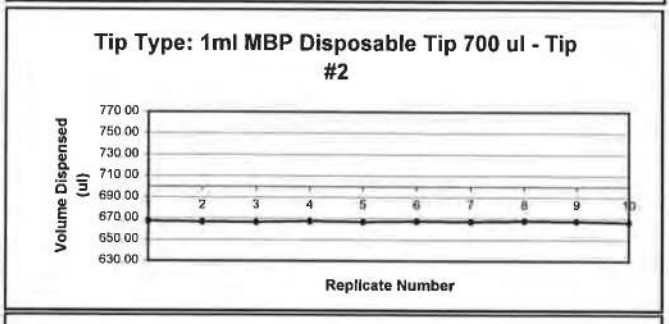


**Tip # 3**

| | |
|---|---|
| Mean | 669.51 |
| Std. Dev. | 0.52 |
| % CV | 0.08 |

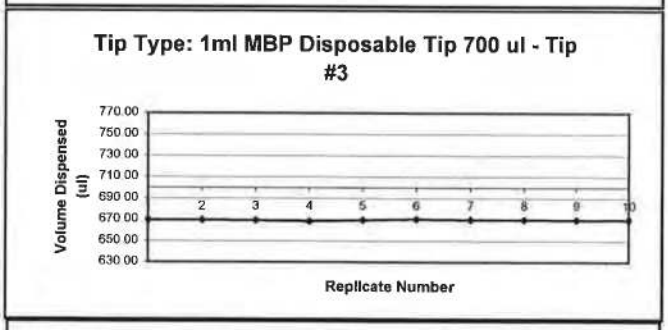


**Tip # 4**

| | |
|---|---|
| Mean | 668.87 |
| Std. Dev. | 0.65 |
| % CV | 0.10 |

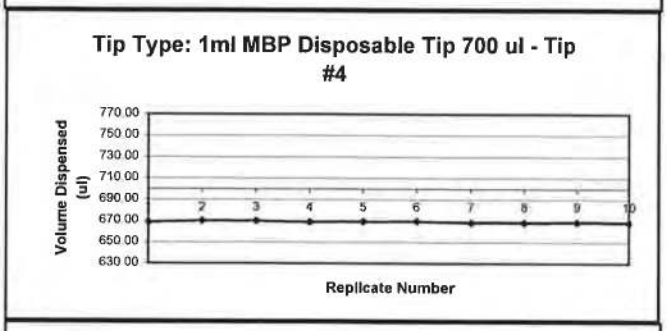


**Tip # 5**

| | |
|---|---|
| Mean | 669.58 |

| | | | | | |
|---|---|---|---|---|---|
| 5 | 3 | 669.45 | -0.13 | Std. Dev. | 0.36 |
| 5 | 4 | 669.55 | -0.03 | % CV | 0.05 |
| 5 | 5 | 668.85 | -0.73 | | |
| 5 | 6 | 669.75 | 0.17 | | |
| 5 | 7 | 669.15 | -0.43 | | |
| 5 | 8 | 669.85 | 0.27 | | |
| 5 | 9 | 669.55 | -0.03 | | |
| 5 | 10 | 669.75 | 0.17 | | |
| 6 | 1 | 668.65 | 0.42 | Tip # 6 | |
| 6 | 2 | 667.24 | -0.99 | Mean | 668.23 |
| 6 | 3 | 668.35 | 0.13 | Std. Dev. | 0.60 |
| 6 | 4 | 667.54 | -0.69 | % CV | 0.09 |
| 6 | 5 | 668.04 | -0.19 | | |
| 6 | 6 | 668.95 | 0.73 | | |
| 6 | 7 | 668.85 | 0.63 | | |
| 6 | 8 | 668.85 | 0.63 | | |
| 6 | 9 | 668.04 | -0.19 | | |
| 6 | 10 | 667.74 | -0.49 | | |
| 7 | 1 | 671.05 | 0.17 | Tip # 7 | |
| 7 | 2 | 671.05 | 0.17 | Mean | 670.88 |
| 7 | 3 | 669.75 | -1.13 | Std. Dev. | 1.16 |
| 7 | 4 | 668.75 | -2.13 | % CV | 0.17 |
| 7 | 5 | 669.45 | -1.43 | | |
| 7 | 6 | 671.85 | 0.97 | | |
| 7 | 7 | 671.95 | 1.07 | | |
| 7 | 8 | 671.75 | 0.87 | | |
| 7 | 9 | 671.95 | 1.07 | | |
| 7 | 10 | 671.25 | 0.37 | | |
| 8 | 1 | 669.35 | 1.61 | Tip # 8 | |
| 8 | 2 | 666.44 | -1.30 | Mean | 667.74 |
| 8 | 3 | 667.34 | -0.40 | Std. Dev. | 1.04 |
| 8 | 4 | 666.44 | -1.30 | % CV | 0.16 |
| 8 | 5 | 666.54 | -1.20 | | |
| 8 | 6 | 668.95 | 1.21 | | |
| 8 | 7 | 667.94 | 0.20 | | |
| 8 | 8 | 668.55 | 0.81 | | |
| 8 | 9 | 667.94 | 0.20 | | |
| 8 | 10 | 667.94 | 0.20 | | |

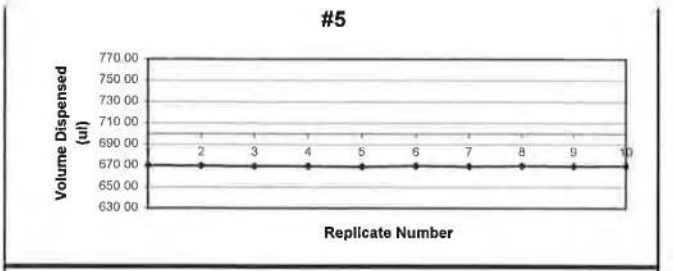


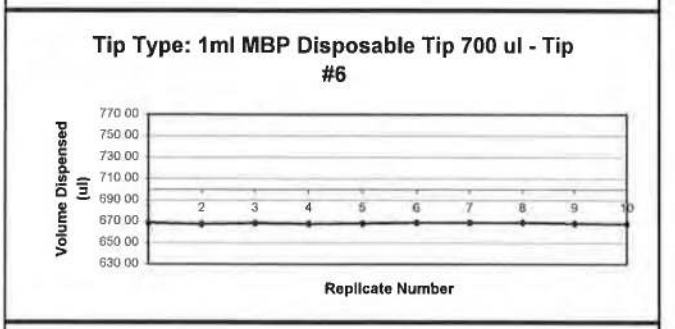


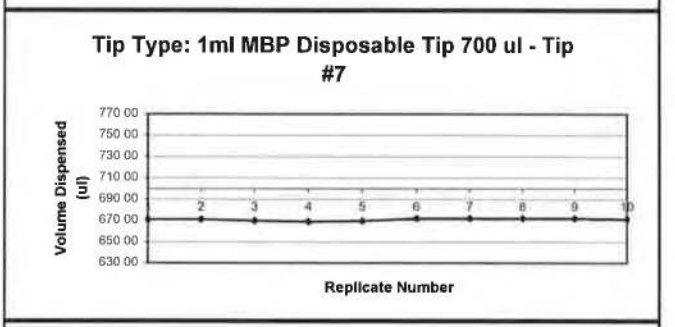


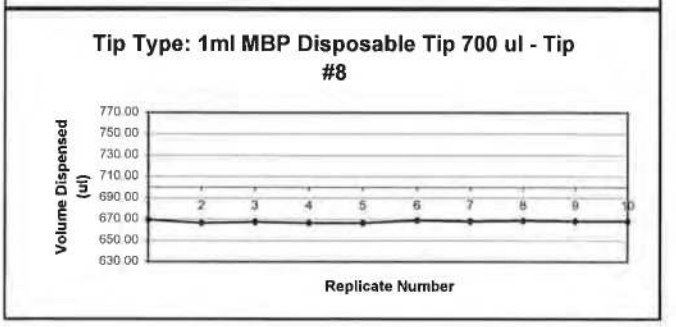


Comment: Water BlowoutMode 1mL MBP Tips(23C) calibrate at 700uL 23102007

Platform. B

## Balance Test Results

Model: MPII HT EX
Serial Number: DG1005
WinPrep Version: 1.22.0252
Date: 10/23/07
Technician: GSL

Tip Type: 1ml MBP Disposable Tip
Disposable Tip Lot #: 543404
Sample Type: Nanopure Water
Sample Density (g/ml): 0.997538
System Liquid: Nanopure Water

| Across tips | |
|---|---|
| Mean | 959.51 |
| Std. Dev. | 4.63 |
| %CV | 0.48 |
| % Inaccuracy | 4.0 |

Performance File: WaterBlowout 1mL DT_FW QHSS14092007.prf
Requested Volume (ul): 1000
C:\Packard\MultiPROBE\bin\Balance\BAL-DG1005-1000ul-1000ul-Run18

| Tip # | Repl # | Dsp. Wt. | # Std from Mean |
|---|---|---|---|
| 1 | 1 | 963.41 | 0.00 |
| 1 | 2 | 964.77 | 1.36 |
| 1 | 3 | 962.89 | -0.52 |
| 1 | 4 | 964.34 | 0.93 |
| 1 | 5 | 963.20 | -0.21 |
| 1 | 6 | 963.44 | 0.03 |
| 1 | 7 | 962.99 | -0.42 |
| 1 | 8 | 963.01 | -0.40 |
| 1 | 9 | 962.82 | -0.59 |
| 1 | 10 | 963.25 | -0.16 |
| 2 | 1 | 949.58 | -1.27 |
| 2 | 2 | 948.91 | -1.94 |
| 2 | 3 | 949.87 | -0.98 |
| 2 | 4 | 948.07 | -2.78 |
| 2 | 5 | 948.12 | -2.73 |
| 2 | 6 | 953.16 | 2.31 |
| 2 | 7 | 952.39 | 1.54 |
| 2 | 8 | 952.40 | 1.55 |
| 2 | 9 | 952.85 | 2.00 |
| 2 | 10 | 953.15 | 2.30 |
| 3 | 1 | 962.12 | 0.12 |
| 3 | 2 | 961.80 | -0.20 |
| 3 | 3 | 962.27 | 0.27 |
| 3 | 4 | 962.44 | 0.44 |
| 3 | 5 | 962.33 | 0.33 |
| 3 | 6 | 961.77 | -0.23 |
| 3 | 7 | 961.67 | -0.33 |
| 3 | 8 | 961.97 | -0.03 |
| 3 | 9 | 961.77 | -0.23 |
| 3 | 10 | 961.87 | -0.13 |
| 4 | 1 | 959.17 | -0.57 |
| 4 | 2 | 958.98 | -0.76 |
| 4 | 3 | 960.27 | 0.53 |
| 4 | 4 | 959.27 | -0.47 |
| 4 | 5 | 960.07 | 0.33 |
| 4 | 6 | 961.77 | 2.03 |
| 4 | 7 | 960.06 | 0.32 |
| 4 | 8 | 959.26 | -0.48 |
| 4 | 9 | 959.46 | -0.28 |
| 4 | 10 | 959.06 | -0.68 |
| 5 | 1 | 963.01 | 0.55 |
| 5 | 2 | 962.37 | -0.09 |

**Tip # 1**

| | |
|---|---|
| Mean | 963.41 |
| Std. Dev. | 0.64 |
| % CV | 0.07 |

**Tip # 2**

| | |
|---|---|
| Mean | 950.85 |
| Std. Dev. | 2.13 |
| % CV | 0.22 |

**Tip # 3**

| | |
|---|---|
| Mean | 962.00 |
| Std. Dev. | 0.27 |
| % CV | 0.03 |

**Tip # 4**

| | |
|---|---|
| Mean | 959.74 |
| Std. Dev. | 0.85 |
| % CV | 0.09 |

**Tip # 5**

| | |
|---|---|
| Mean | 962.46 |

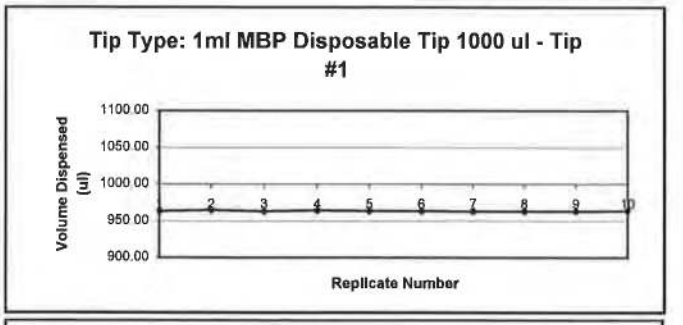


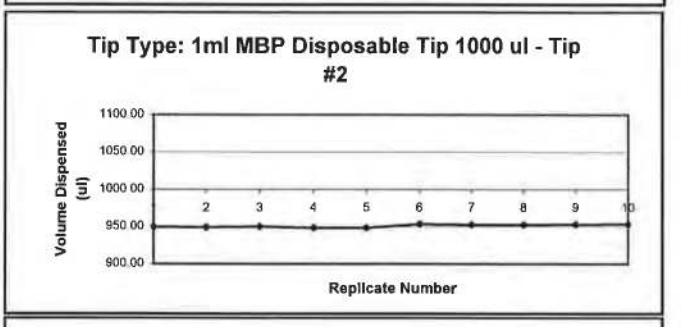


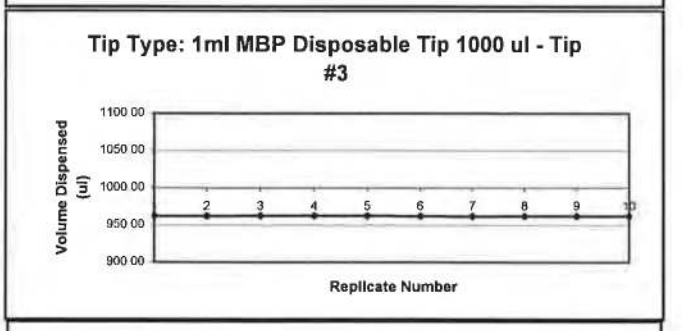


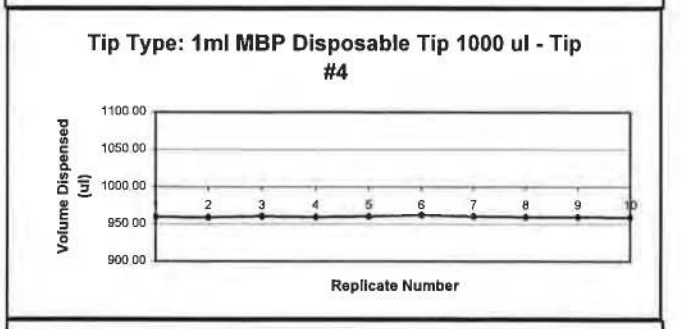


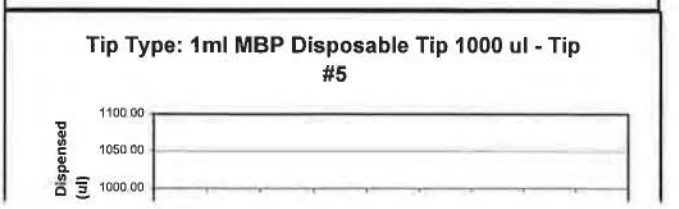

| | | | | | |
|---|---|---|---|---|---|
| 5 | 3 | 962.22 | -0.24 | Std. Dev. | 1.01 |
| 5 | 4 | 962.98 | 0.52 | % CV | 0.11 |
| 5 | 5 | 962.06 | -0.40 | | |
| 5 | 6 | 963.67 | 1.21 | | |
| 5 | 7 | 962.47 | 0.01 | | |
| 5 | 8 | 963.87 | 1.41 | | |
| 5 | 9 | 961.47 | -0.99 | | |
| 5 | 10 | 960.46 | -2.00 | | |
| 6 | 1 | 960.05 | 0.84 | Tip # 6 | |
| 6 | 2 | 959.20 | -0.01 | Mean | 959.21 |
| 6 | 3 | 959.08 | -0.13 | Std. Dev. | 0.79 |
| 6 | 4 | 959.64 | 0.43 | % CV | 0.08 |
| 6 | 5 | 960.74 | 1.53 | | |
| 6 | 6 | 957.96 | -1.25 | | |
| 6 | 7 | 959.26 | 0.05 | | |
| 6 | 8 | 958.56 | -0.65 | | |
| 6 | 9 | 959.06 | -0.15 | | |
| 6 | 10 | 958.56 | -0.65 | | |
| 7 | 1 | 964.12 | 1.39 | Tip # 7 | |
| 7 | 2 | 964.24 | 1.51 | Mean | 962.73 |
| 7 | 3 | 962.53 | -0.20 | Std. Dev. | 0.86 |
| 7 | 4 | 962.23 | -0.50 | % CV | 0.09 |
| 7 | 5 | 962.35 | -0.38 | | |
| 7 | 6 | 963.17 | 0.44 | | |
| 7 | 7 | 962.77 | 0.04 | | |
| 7 | 8 | 962.17 | -0.56 | | |
| 7 | 9 | 961.97 | -0.76 | | |
| 7 | 10 | 961.77 | -0.96 | | |
| 8 | 1 | 960.35 | 4.68 | Tip # 8 | |
| 8 | 2 | 943.40 | -12.27 | Mean | 955.67 |
| 8 | 3 | 945.88 | -9.79 | Std. Dev. | 5.90 |
| 8 | 4 | 958.71 | 3.04 | % CV | 0.62 |
| 8 | 5 | 958.17 | 2.50 | | |
| 8 | 6 | 959.16 | 3.49 | | |
| 8 | 7 | 957.86 | 2.19 | | |
| 8 | 8 | 957.56 | 1.89 | | |
| 8 | 9 | 957.66 | 1.99 | | |
| 8 | 10 | 957.96 | 2.29 | | |

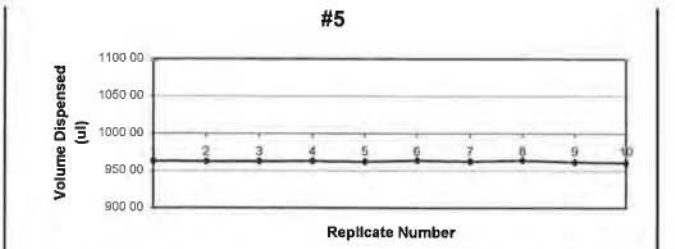





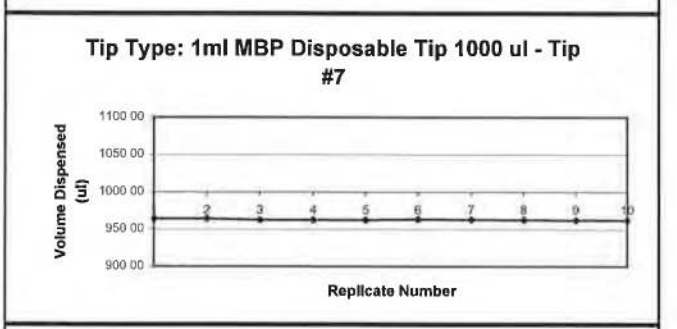


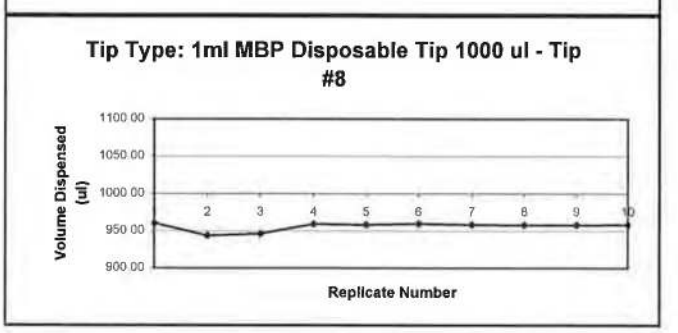


Comment: Water BlowoutMode 1mL MBP Tips(23C) calibrate at 1000uL 23102007

**Gravimetric Assessment Extraction Platform_ B 1mL MBP Conductive Sterile Hanging Tips - BLOWOUT mode23102007**

| Expected X | Observed (mean) Y |
|---|---|
| 1000 | 959.51 |
| 700 | 669.07 |
| 400 | 381.85 |
| 100 | 91.98 |

| | |
|---|---|
| Slope | 0.96327 |
| Offset | -4.196 |
| R2 | 0.999995679 |

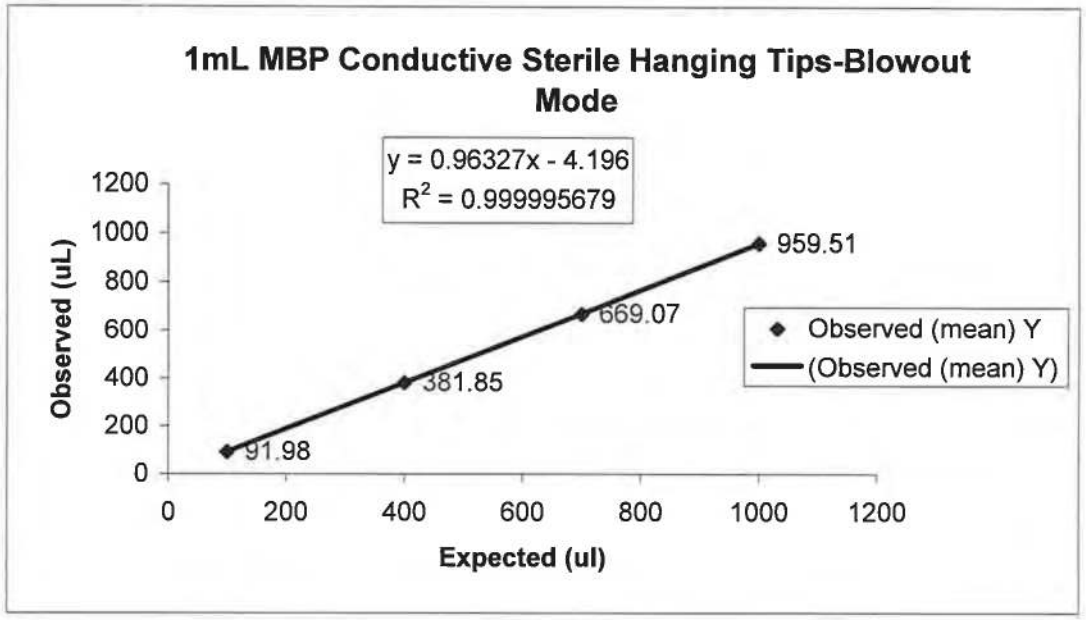

Platform – B
New Slope / offset

## Balance Test Results

Model: MPII HT EX
Serial Number: DG1005
WinPrep Version: 1.22.0252
Date: 10/23/07
Technician: GSL

Tip Type: 1ml MBP Disposable Tip
Disposable Tip Lot #: 543404
Sample Type: Nanopure Water
Sample Density (g/ml): 0.997538
System Liquid: Nanopure Water

| Across tips | |
|---|---|
| Mean | 998.20 |
| Std. Dev. | 4.39 |
| %CV | 0.44 |
| % Inaccuracy | 0.2 |

Performance File: WaterBlowout 1mL DT_FW QHSS23102007.prf
Requested Volume (ul): 1000
C:\Packard\MultiPROBE\bin\Balance\BAL-DG1005-100ul-1000ul-Run1

| Tip # | Repl # | Dsp. Wt. | # Std from Mean |
|---|---|---|---|
| 1 | 1 | 1004.97 | -0.05 |
| 1 | 2 | 1006.08 | 1.06 |
| 1 | 3 | 1006.08 | 1.06 |
| 1 | 4 | 1005.88 | 0.86 |
| 1 | 5 | 1002.07 | -2.95 |
| 1 | 6 | | -1005.02 |
| 1 | 7 | | -1005.02 |
| 1 | 8 | | -1005.02 |
| 1 | 9 | | -1005.02 |
| 1 | 10 | | -1005.02 |
| 2 | 1 | 989.44 | -0.36 |
| 2 | 2 | 990.64 | 0.84 |
| 2 | 3 | 990.14 | 0.34 |
| 2 | 4 | 988.63 | -1.17 |
| 2 | 5 | 990.14 | 0.34 |
| 2 | 6 | | -989.80 |
| 2 | 7 | | -989.80 |
| 2 | 8 | | -989.80 |
| 2 | 9 | | -989.80 |
| 2 | 10 | | -989.80 |
| 3 | 1 | 1000.96 | 0.44 |
| 3 | 2 | 1000.76 | 0.24 |
| 3 | 3 | 1000.56 | 0.04 |
| 3 | 4 | 1000.26 | -0.26 |
| 3 | 5 | 1000.06 | -0.46 |
| 3 | 6 | | -1000.52 |
| 3 | 7 | | -1000.52 |
| 3 | 8 | | -1000.52 |
| 3 | 9 | | -1000.52 |
| 3 | 10 | | -1000.52 |
| 4 | 1 | 998.86 | 0.92 |
| 4 | 2 | 998.16 | 0.22 |
| 4 | 3 | 997.66 | -0.28 |
| 4 | 4 | 997.76 | -0.18 |
| 4 | 5 | 997.26 | -0.68 |
| 4 | 6 | | -997.94 |
| 4 | 7 | | -997.94 |
| 4 | 8 | | -997.94 |
| 4 | 9 | | -997.94 |
| 4 | 10 | | -997.94 |
| 5 | 1 | 1000.26 | 0.14 |
| 5 | 2 | 999.76 | -0.36 |

**Tip # 1**

| | |
|---|---|
| Mean | 1005.02 |
| Std. Dev. | 1.71 |
| % CV | 0.17 |




**Tip # 2**

| | |
|---|---|
| Mean | 989.80 |
| Std. Dev. | 0.78 |
| % CV | 0.08 |




**Tip # 3**

| | |
|---|---|
| Mean | 1000.52 |
| Std. Dev. | 0.36 |
| % CV | 0.04 |

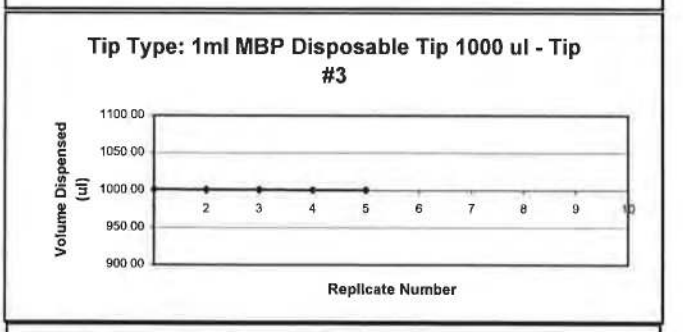


**Tip # 4**

| | |
|---|---|
| Mean | 997.94 |
| Std. Dev. | 0.61 |
| % CV | 0.06 |

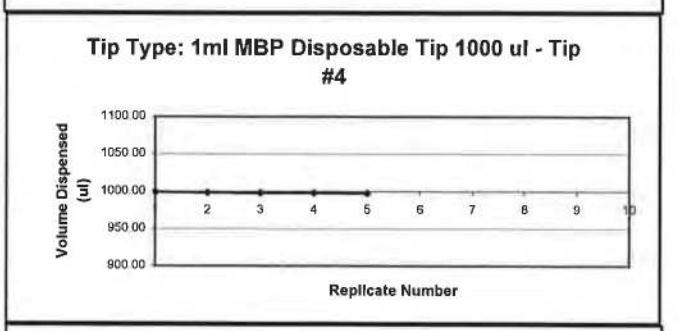


**Tip # 5**

| | |
|---|---|
| Mean | 1000.12 |



| | | | | | |
|---|---|---|---|---|---|
| 5 | 3 | 1000.26 | 0.14 | Std. Dev. | 0.30 |
| 5 | 4 | 1000.46 | 0.34 | % CV | 0.03 |
| 5 | 5 | 999.86 | -0.26 | | |
| 5 | 6 | | -1000.12 | | |
| 5 | 7 | | -1000.12 | | |
| 5 | 8 | | -1000.12 | | |
| 5 | 9 | | -1000.12 | | |
| 5 | 10 | | -1000.12 | | |
| 6 | 1 | 995.65 | -0.80 | Tip # 6 | |
| 6 | 2 | 996.75 | 0.30 | Mean | 996.45 |
| 6 | 3 | 997.15 | 0.70 | Std. Dev. | 0.56 |
| 6 | 4 | 996.25 | -0.20 | % CV | 0.06 |
| 6 | 5 | 996.45 | 0.00 | | |
| 6 | 6 | | -996.45 | | |
| 6 | 7 | | -996.45 | | |
| 6 | 8 | | -996.45 | | |
| 6 | 9 | | -996.45 | | |
| 6 | 10 | | -996.45 | | |
| 7 | 1 | 1000.96 | 0.18 | Tip # 7 | |
| 7 | 2 | 1001.47 | 0.69 | Mean | 1000.78 |
| 7 | 3 | 1001.27 | 0.49 | Std. Dev. | 0.65 |
| 7 | 4 | 1000.26 | -0.52 | % CV | 0.06 |
| 7 | 5 | 999.96 | -0.82 | | |
| 7 | 6 | | -1000.78 | | |
| 7 | 7 | | -1000.78 | | |
| 7 | 8 | | -1000.78 | | |
| 7 | 9 | | -1000.78 | | |
| 7 | 10 | | -1000.78 | | |
| 8 | 1 | 994.65 | -0.34 | Tip # 8 | |
| 8 | 2 | 995.05 | 0.06 | Mean | 994.99 |
| 8 | 3 | 994.75 | -0.24 | Std. Dev. | 0.29 |
| 8 | 4 | 995.15 | 0.16 | % CV | 0.03 |
| 8 | 5 | 995.35 | 0.36 | | |
| 8 | 6 | | -994.99 | | |
| 8 | 7 | | -994.99 | | |
| 8 | 8 | | -994.99 | | |
| 8 | 9 | | -994.99 | | |
| 8 | 10 | | -994.99 | | |

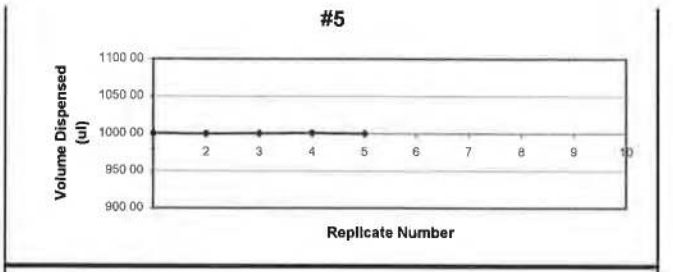


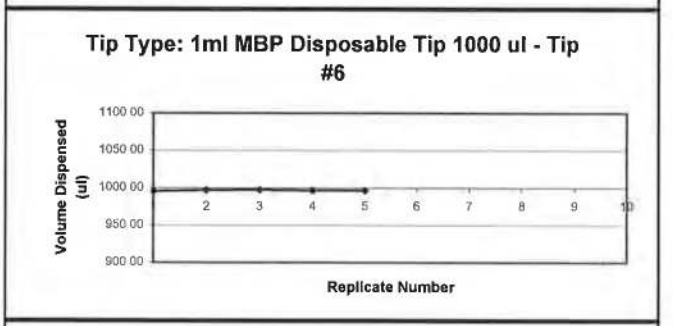


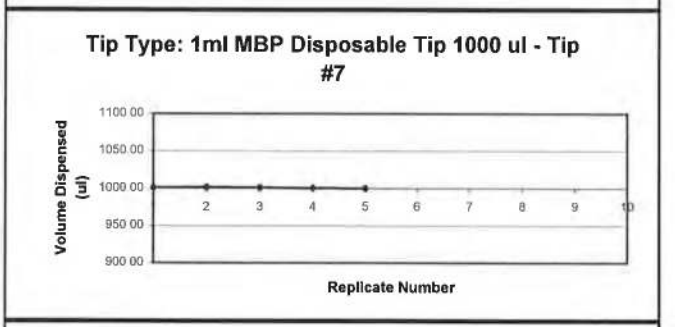


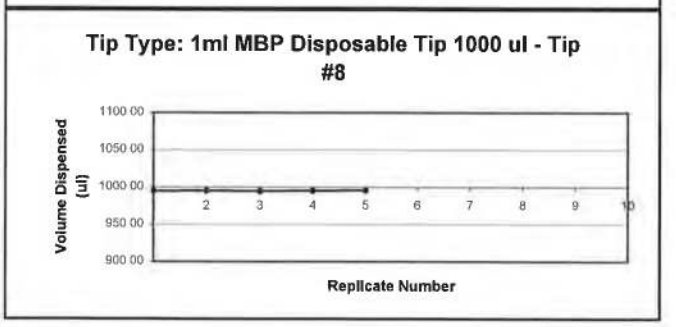


Comment: Water BlowoutMode 1mL MBP Tips(23C) calibrate at 1000uL& 100uL with NEWSLOPE&OFFSET 231(

Platform_B
Resin 50 µl
Cal- checked

## Balance Test Results

Model: MPII HT EX
Serial Number: DG1005
WinPrep Version: 1.22.0252
Date: 10/25/07
Technician: GSL

Tip Type: Other
Disposable Tip Lot #: 6180383
Sample Type: Nanopure Water
Sample Density (g/ml): 0.997538
System Liquid: Nanopure Water

| Across tips | |
|---|---|
| Mean | 50.12 |
| Std. Dev. | 0.18 |
| %CV | 0.36 |
| % Inaccuracy | 0.2 |

Performance File: WaterBlowout 175uL DT_FW 25102007 RESIN.prf
Requested Volume (ul): 50
C:\Packard\MultiPROBE\bin\Balance\BAL-DG1005-50ul-0ul-Run3

| Tip # | Repl # | Dsp. Wt. | # Std from Mean |
|---|---|---|---|
| 1 | 1 | 50.02 | -0.10 |
| 1 | 2 | 50.02 | -0.10 |
| 1 | 3 | 50.22 | 0.10 |
| 1 | 4 | 50.12 | 0.00 |
| 1 | 5 | 50.22 | 0.10 |
| 1 | 6 | | -50.12 |
| 1 | 7 | | -50.12 |
| 1 | 8 | | -50.12 |
| 1 | 9 | | -50.12 |
| 1 | 10 | | -50.12 |
| 2 | 1 | 50.42 | 0.16 |
| 2 | 2 | 50.22 | -0.04 |
| 2 | 3 | 50.22 | -0.04 |
| 2 | 4 | 50.22 | -0.04 |
| 2 | 5 | 50.22 | -0.04 |
| 2 | 6 | | -50.26 |
| 2 | 7 | | -50.26 |
| 2 | 8 | | -50.26 |
| 2 | 9 | | -50.26 |
| 2 | 10 | | -50.26 |
| 3 | 1 | 49.72 | -0.20 |
| 3 | 2 | 49.92 | 0.00 |
| 3 | 3 | 50.12 | 0.20 |
| 3 | 4 | 49.92 | 0.00 |
| 3 | 5 | 49.92 | 0.00 |
| 3 | 6 | | -49.92 |
| 3 | 7 | | -49.92 |
| 3 | 8 | | -49.92 |
| 3 | 9 | | -49.92 |
| 3 | 10 | | -49.92 |
| 4 | 1 | 50.12 | 0.10 |
| 4 | 2 | 50.02 | 0.00 |
| 4 | 3 | 50.02 | 0.00 |
| 4 | 4 | 49.92 | -0.10 |
| 4 | 5 | 50.02 | 0.00 |
| 4 | 6 | | -50.02 |
| 4 | 7 | | -50.02 |
| 4 | 8 | | -50.02 |
| 4 | 9 | | -50.02 |
| 4 | 10 | | -50.02 |
| 5 | 1 | 50.12 | 0.02 |
| 5 | 2 | 50.02 | -0.08 |

**Tip # 1**

| | |
|---|---|
| Mean | 50.12 |
| Std. Dev. | 0.10 |
| % CV | 0.20 |




**Tip # 2**

| | |
|---|---|
| Mean | 50.26 |
| Std. Dev. | 0.09 |
| % CV | 0.18 |




**Tip # 3**

| | |
|---|---|
| Mean | 49.92 |
| Std. Dev. | 0.14 |
| % CV | 0.28 |




**Tip # 4**

| | |
|---|---|
| Mean | 50.02 |
| Std. Dev. | 0.07 |
| % CV | 0.14 |




**Tip # 5**

| | |
|---|---|
| Mean | 50.10 |

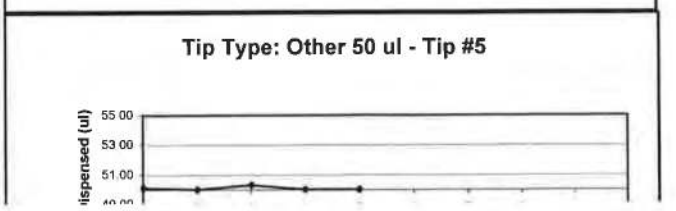

| | | | | | |
|---|---|---|---|---|---|
| 5 | 3 | 50.32 | 0.22 | **Std. Dev.** | **0.13** |
| 5 | 4 | 50.02 | -0.08 | **% CV** | **0.26** |
| 5 | 5 | 50.02 | -0.08 | | |
| 5 | 6 | | -50.10 | | |
| 5 | 7 | | -50.10 | | |
| 5 | 8 | | -50.10 | | |
| 5 | 9 | | -50.10 | | |
| 5 | 10 | | -50.10 | | |
| 6 | 1 | 50.32 | 0.06 | **Tip # 6** | |
| 6 | 2 | 50.32 | 0.06 | **Mean** | **50.26** |
| 6 | 3 | 50.32 | 0.06 | **Std. Dev.** | **0.09** |
| 6 | 4 | 50.22 | -0.04 | **% CV** | **0.18** |
| 6 | 5 | 50.12 | -0.14 | | |
| 6 | 6 | | -50.26 | | |
| 6 | 7 | | -50.26 | | |
| 6 | 8 | | -50.26 | | |
| 6 | 9 | | -50.26 | | |
| 6 | 10 | | -50.26 | | |
| 7 | 1 | 50.72 | 0.44 | **Tip # 7** | |
| 7 | 2 | 50.22 | -0.06 | **Mean** | **50.28** |
| 7 | 3 | 50.12 | -0.16 | **Std. Dev.** | **0.27** |
| 7 | 4 | 50.32 | 0.04 | **% CV** | **0.54** |
| 7 | 5 | 50.02 | -0.26 | | |
| 7 | 6 | | -50.28 | | |
| 7 | 7 | | -50.28 | | |
| 7 | 8 | | -50.28 | | |
| 7 | 9 | | -50.28 | | |
| 7 | 10 | | -50.28 | | |
| 8 | 1 | 49.92 | -0.06 | **Tip # 8** | |
| 8 | 2 | 50.02 | 0.04 | **Mean** | **49.98** |
| 8 | 3 | 50.02 | 0.04 | **Std. Dev.** | **0.05** |
| 8 | 4 | 49.92 | -0.06 | **% CV** | **0.11** |
| 8 | 5 | 50.02 | 0.04 | | |
| 8 | 6 | | -49.98 | | |
| 8 | 7 | | -49.98 | | |
| 8 | 8 | | -49.98 | | |
| 8 | 9 | | -49.98 | | |
| 8 | 10 | | -49.98 | | |




**Tip Type: Other 50 ul - Tip #6**




**Tip Type: Other 50 ul - Tip #7**

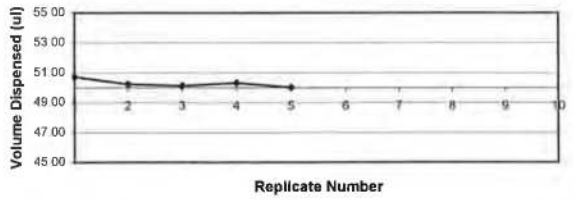


**Tip Type: Other 50 ul - Tip #8**




Comment: WaterBowoutMode 175uL NonConductive Tips(23C) at 50uL RESIN 25102007